

Pittsburgh's middle schools

In the 2011-12 school year:

The average middle school had 361 students and 25 teachers.

92.5% of middle school students attended school on the average day.

94.1% of middle school teachers attended school on the average day.

75.4% of middle school students were eligible for free or reduced-price lunch (a measure of family poverty).

Stability

Principal stability, 2009-12:

6 middle schools had one principal.

1 school had two principals.

Student disciplinary actions 2010-11

For violence, weapons, and controlled substances

Average number of incidents per 100 students: 11.3

Special education*

PSSA participation: Percentage of students who took PSSA tests

Reading (6th through 8th grades): 98.9%

Math (6th through 8th grades): 99.3%

Percentages represent students with IEPs who were not eligible to take an alternate test.

PASA participation: Number of students who took PASA tests

PASA is an alternate state test in Reading and Math.

6th grade: 53

7th grade: 41

8th grade: 49

PSSA-M participation: Number of students who took PSSA-M tests

PSSA-M is an alternate state test for grades 4 through 8, and 11.

Reading (6th grade): 206

Math (6th grade): 173

Reading (7th grade): 191

Math (7th grade): 167

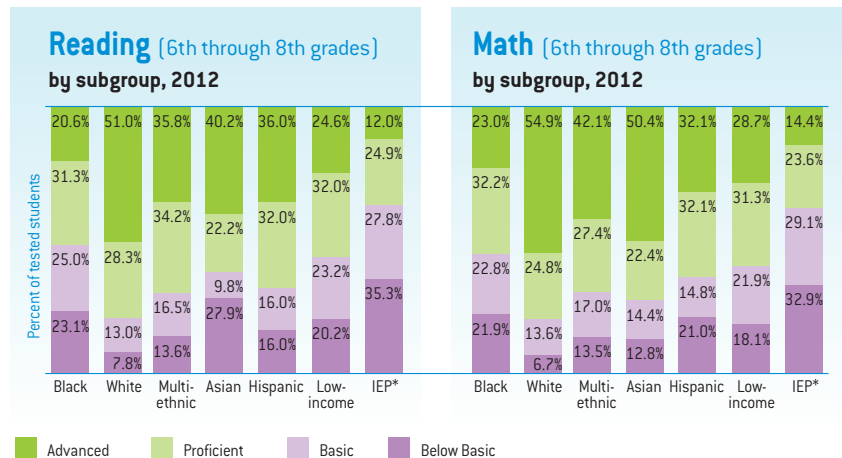
Reading (8th grade): 175

Math (8th grade): 185

Percentage of students at Proficient/Advanced levels on PSSA tests (middle, K-8, and 6-12)

	Grade 6	State	Grade 7	State	Grade 8	State
Reading 2012	52.2%	68.5%	64.4%	76.0%	73.4%	79.8%
Math 2012	64.0	77.2	65.6	80.1	66.7	76.4
Science 2012	n/a	n/a	n/a	n/a	41.1	59.7
Writing 2012	n/a	n/a	n/a	n/a	58.6	72.7

Percentage of students at each PSSA achievement level (middle, K-8, and 6-12)



* Students with an Individual Education Plan (IEP) for special education, excluding students identified as "gifted." Numbers and percents refer to all students at that grade level, whether they attend a middle, K-8, or 6-12 school.

Pittsburgh Allegheny 6-8

Traditional Academy magnet school

810 Arch St., 15212
Allegheny Center
412-323-4115

Accessible

Principal: Toni Kendrick

Number of teachers: 22

Enrollment/Attendance

365 students (1/12)

District average (middle): 361

African-American: 64.4%

White: 27.1%

Multi-ethnic: 6.8%

Principal stability: 1 principal in the last four years

Student daily attendance: 91.7%

Teacher daily attendance: 95.2%

Special education staff 2012-13

Learning support

Family income status

81.1% of students eligible for free/reduced lunch

District average (middle): 75.4%

Student disciplinary actions 2010-11

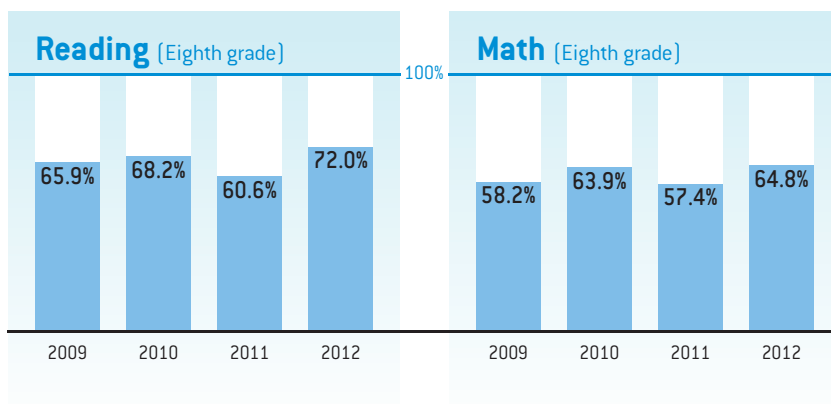
For violence, weapons, and controlled substances

Number of incidents per 100 students: 12.1

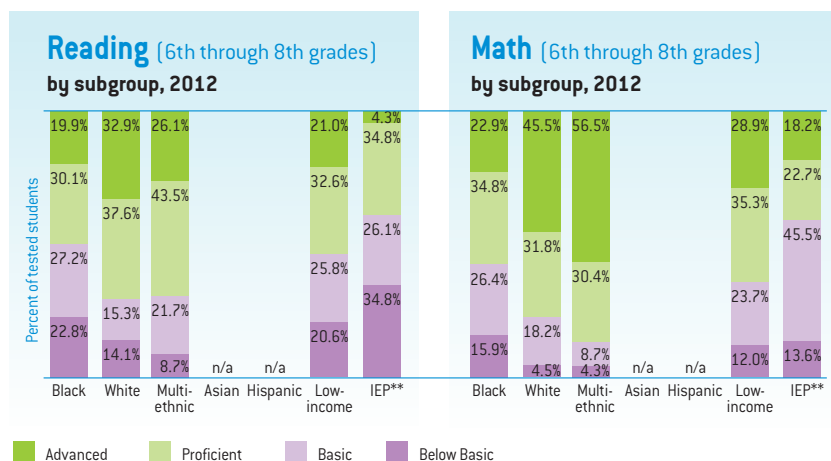
Percentage of students at Proficient/Advanced levels on PSSA tests

Allegheny	Grade 6	District*	Grade 7	District*	Grade 8	District*
Reading 2012	44.5%	52.2%	54.5%	64.4%	72.0%	73.4%
Math 2012	66.0	64.0	65.4	65.6	64.8	66.7
Science 2012	n/a	n/a	n/a	n/a	36.4	41.1
Writing 2012	n/a	n/a	n/a	n/a	35.0	58.6

*All district middle, K-8, and 6-12 schools



Percentage of students at each PSSA achievement level



** Students with an Individual Education Plan (IEP) for special education, excluding students identified as "gifted"

Special accomplishments

- Cheering squad participated in Pittsburgh Marathon
- 8th grader placed 2nd in district science fair
- Carson scholarship recipient

Pittsburgh Arsenal 6-8

Neighborhood school with an “English as a Second Language” program

110 40th St., 15201

Lawrenceville

412-622-5740

Accessible, with exceptions

Principal: Patty Camper

Number of teachers: 17

Enrollment/Attendance

218 students (1/12)

District average (middle): 361

African-American: 82.6%

White: 8.7%

Other: 8.7%

Principal stability: 2 principals in the last four years

Student daily attendance: 94.8%

Teacher daily attendance: 92.7%

Special education staff 2012-13

Learning support

Emotional support

Life skills support

Family income status

83.9% of students eligible for free/reduced lunch

District average (middle): 75.4%

Student disciplinary actions 2010-11

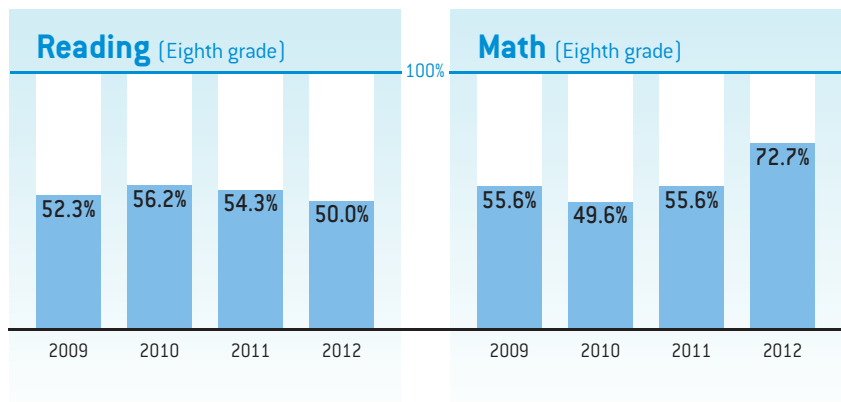
For violence, weapons, and controlled substances

Number of incidents per 100 students: 36.5

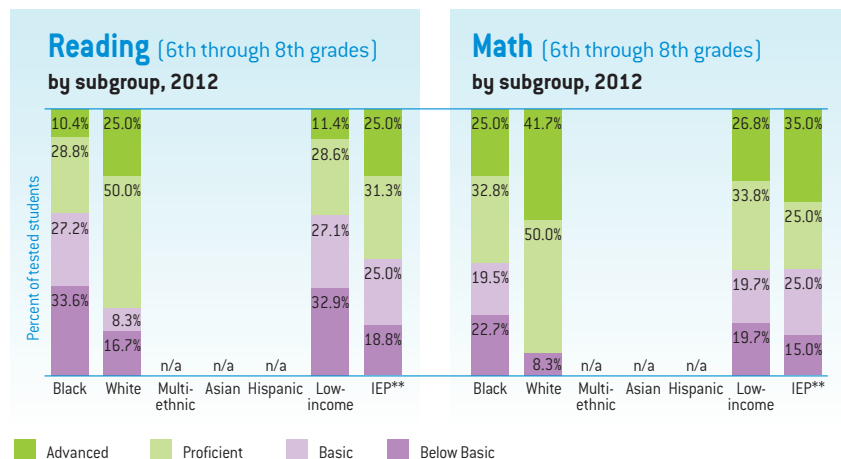
Percentage of students at Proficient/Advanced levels on PSSA tests

Arsenal	Grade 6	District*	Grade 7	District*	Grade 8	District*
Reading 2012	32.0%	52.2%	45.1%	64.4%	50.0%	73.4%
Math 2012	49.1	64.0	62.0	65.6	72.7	66.7
Science 2012	n/a	n/a	n/a	n/a	13.7	41.1
Writing 2012	n/a	n/a	n/a	n/a	29.5	58.6

*All district middle, K-8, and 6-12 schools



Percentage of students at each PSSA achievement level



** Students with an Individual Education Plan (IEP) for special education, excluding students identified as “gifted”

Special accomplishments

- 2011-12 Interscholastic boys' soccer champions
- Carson scholarship recipient

Pittsburgh Classical 6-8

Classical Academy magnet school

1463 Chartiers Ave., 15220

Crafton Heights

412-928-3110

Accessible

Principal: Valerie Merlo

Number of teachers: 26

Enrollment/Attendance

328 students (1/12)

District average (middle): 361

African-American: 45.7%

White: 44.2%

Multi-ethnic: 7.3%

Principal stability: 1 principal in the last four years

Student daily attendance: 92.9%

Teacher daily attendance: 91.8%

Special education staff 2012-13

Learning support

Autism support

Multiple disabilities support

Family income status

79.6% of students eligible for free/reduced lunch

District average (middle): 75.4%

Student disciplinary actions 2010-11

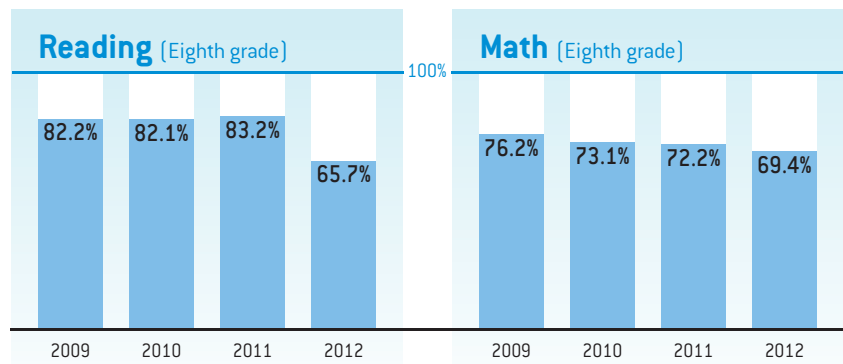
For violence, weapons, and controlled substances

Number of incidents per 100 students: 4.6

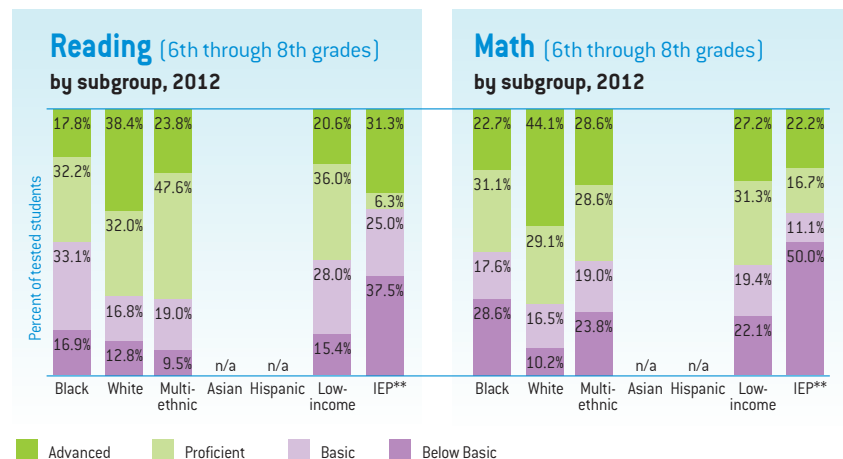
Percentage of students at Proficient/Advanced levels on PSSA tests

Classical	Grade 6	District*	Grade 7	District*	Grade 8	District*
Reading 2012	44.7%	52.2%	73.2%	64.4%	65.7%	73.4%
Math 2012	57.3	64.0	65.1	65.6	69.4	66.7
Science 2012	n/a	n/a	n/a	n/a	36.0	41.1
Writing 2012	n/a	n/a	n/a	n/a	69.2	58.6

*All district middle, K-8, and 6-12 schools



Percentage of students at each PSSA achievement level



** Students with an Individual Education Plan (IEP) for special education, excluding students identified as "gifted"

Special accomplishments

- 2011-12 Interscholastic wrestling champions
- Student won 1st place in Do the Write Thing Challenge

Pittsburgh Schiller 6-8

Classical Academy magnet school

1018 Peralta St., 15212
East Allegheny
412-323-4190

Accessible, with exceptions
Principal: Paula Heinzman
Number of teachers: 16

Enrollment/Attendance

240 students (1/12)
District average (middle): 361

African-American: 65.8%
White: 27.1%
Multi-ethnic: 5.4%

Principal stability: 1 principal in the last four years

Student daily attendance: 90.5%
Teacher daily attendance: 95.3%

Special education staff 2012-13

Learning support
Emotional support

Family income status

86.7% of students eligible for free/reduced lunch
District average (middle): 75.4%

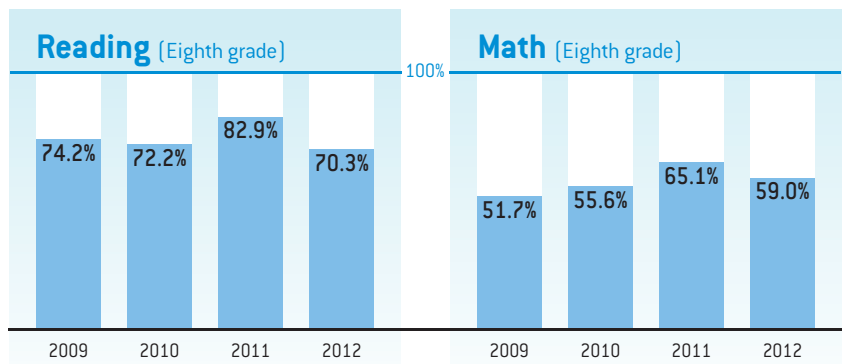
Student disciplinary actions 2010-11

For violence, weapons, and controlled substances
Number of incidents per 100 students: 15.4

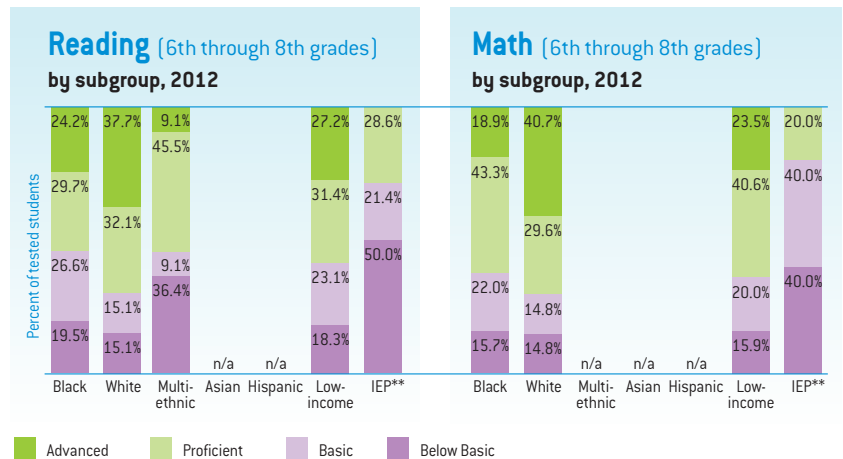
Percentage of students at Proficient/Advanced levels on PSSA tests

Schiller	Grade 6	District*	Grade 7	District*	Grade 8	District*
Reading 2012	42.9%	52.2%	55.8%	64.4%	70.3%	73.4%
Math 2012	60.8	64.0	70.5	65.6	59.0	66.7
Science 2012	n/a	n/a	n/a	n/a	26.2	41.1
Writing 2012	n/a	n/a	n/a	n/a	46.8	58.6

*All district middle, K-8, and 6-12 schools



Percentage of students at each PSSA achievement level



**Students with an Individual Education Plan (IEP) for special education, excluding students identified as "gifted"

Special accomplishments

- School won \$10,000 NFL Play 60 health and wellness grant
- Student won 1st place in Do the Write Thing Challenge
- School won 2011 PA Horticultural Society Community Greening Award

Pittsburgh South Brook 6-8

Neighborhood school

779 Dunster St., 15226

Brookline

412-572-8170

Accessible

Principal: Gina Reichert

Number of teachers: 32

Enrollment/Attendance

472 students (1/12)

District average (middle): 361

African-American: 16.7%

White: 72.7%

Multi-ethnic: 8.3%

Other: 2.3%

Principal stability: 1 principal in the last four years

Student daily attendance: 90.7%

Teacher daily attendance: 95.0%

Special education staff 2012-13

Learning support

Emotional support

Family income status

67.4% of students eligible for free/reduced lunch

District average (middle): 75.4%

Student disciplinary actions 2010-11

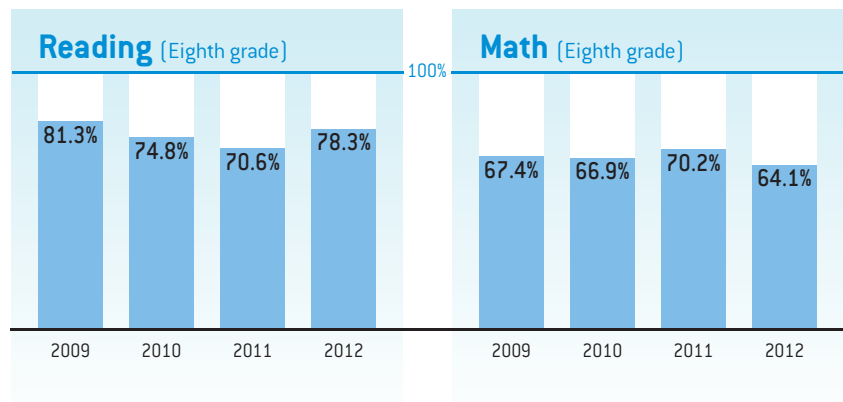
For violence, weapons, and controlled substances

Number of incidents per 100 students: 9.2

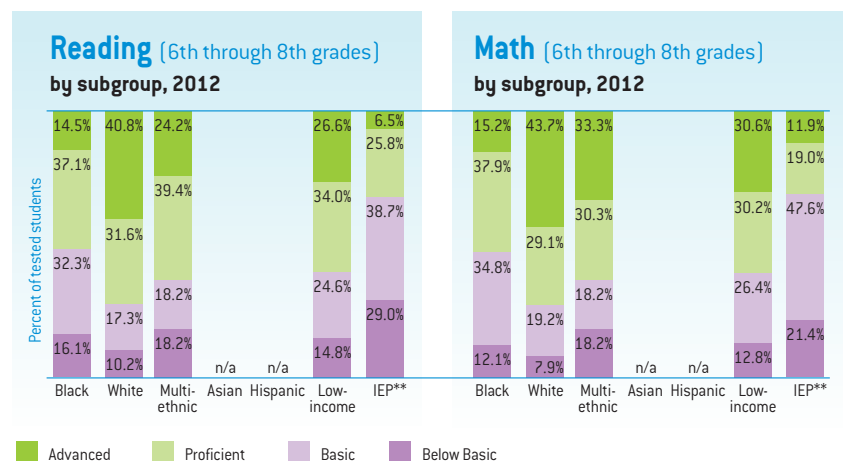
Percentage of students at Proficient/Advanced levels on PSSA tests

South Brook	Grade 6	District*	Grade 7	District*	Grade 8	District*
Reading 2012	50.4%	52.2%	74.2%	64.4%	78.3%	73.4%
Math 2012	72.0	64.0	68.7	65.6	64.1	66.7
Science 2012	n/a	n/a	n/a	n/a	50.3	41.1
Writing 2012	n/a	n/a	n/a	n/a	62.6	58.6

*All district middle, K-8, and 6-12 schools



Percentage of students at each PSSA achievement level



** Students with an Individual Education Plan (IEP) for special education, excluding students identified as "gifted"

Special accomplishments

- Carson scholarship recipient

Pittsburgh South Hills 6-8

Neighborhood school with an "English as a Second Language" program

595 Crane Ave., 15216
Beechview
412-572-8130
Accessible

Principal: Deborah Cox
Number of teachers: 33

Enrollment/Attendance

506 students (1/12)
District average (middle): 361

African-American: 28.7%
White: 45.1%
Multi-ethnic: 6.9%
Asian: 11.7%
Hispanic: 7.3%

Principal stability: 1 principal in the last four years

Student daily attendance: 93.2%
Teacher daily attendance: 93.2%

Special education staff 2012-13

Learning support
Emotional support
Autism support
Life skills support

Family income status

72.1% of students eligible for free/reduced lunch
District average (middle): 75.4%

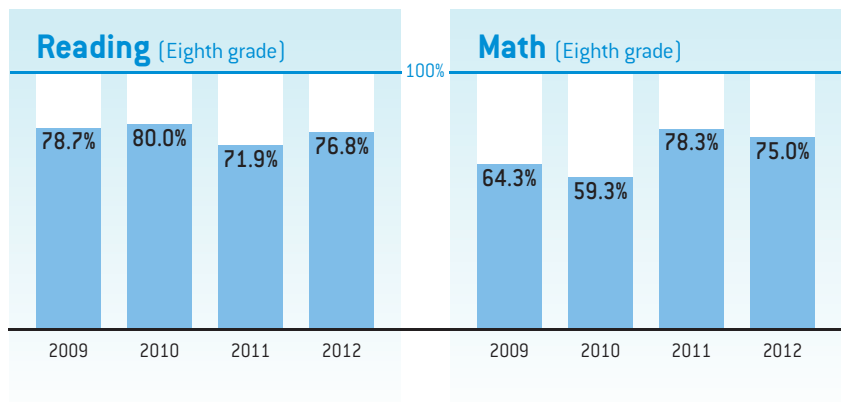
Student disciplinary actions 2010-11

For violence, weapons, and controlled substances
Number of incidents per 100 students: 8.6

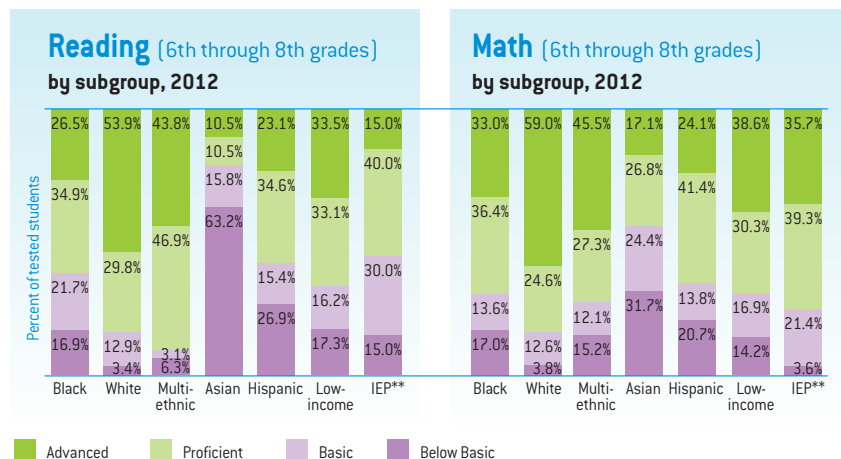
Percentage of students at Proficient/Advanced levels on PSSA tests

South Hills	Grade 6	District*	Grade 7	District*	Grade 8	District*
Reading 2012	65.3%	52.2%	69.2%	64.4%	76.8%	73.4%
Math 2012	80.1	64.0	65.3	65.6	75.0	66.7
Science 2012	n/a	n/a	n/a	n/a	43.8	41.1
Writing 2012	n/a	n/a	n/a	n/a	69.8	58.6

*All district middle, K-8, and 6-12 schools



Percentage of students at each PSSA achievement level



** Students with an Individual Education Plan (IEP) for special education, excluding students identified as "gifted"

Special accomplishments

- Student won 2nd place in Do the Write Thing Challenge
- Carson scholarship recipient

Pittsburgh Sterrett 6-8

Neighborhood school with a Classical Academy magnet program

7100 Reynolds St., 15208
Point Breeze
412-247-7870

Accessible

Principal: MiChele Holly

Number of teachers: 26

Enrollment/Attendance

400 students (1/12)

District average (middle): 361

African-American: 68.5%

White: 23.8%

Multi-ethnic: 5.5%

Principal stability: 1 principal in the last four years

Student daily attendance: 94.0%

Teacher daily attendance: 95.3%

Special education staff 2012-13

Learning support

Family income status

69.0% of students eligible for free/reduced lunch

District average (middle): 75.4%

Student disciplinary actions 2010-11

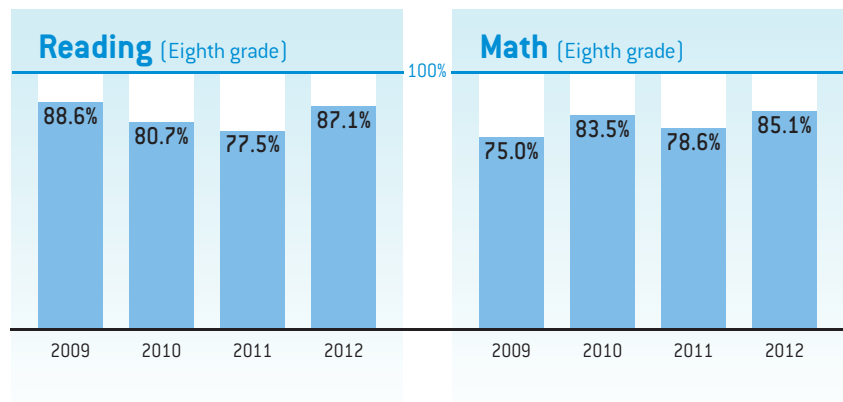
For violence, weapons, and controlled substances

Number of incidents per 100 students: 4.1

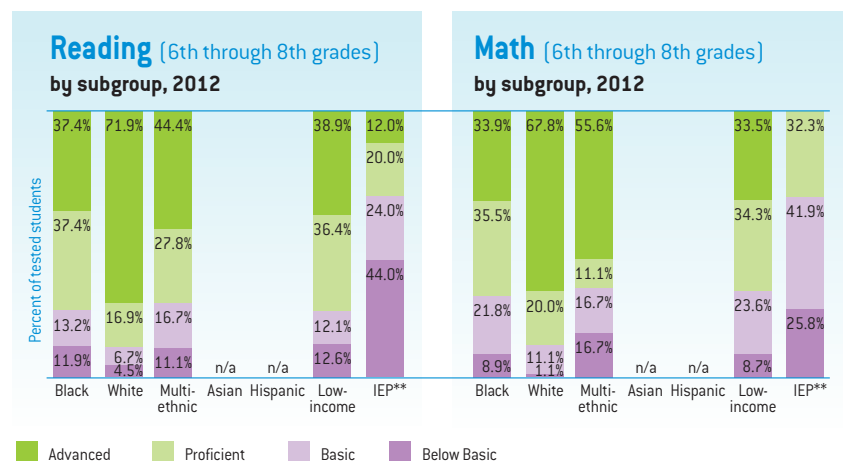
Percentage of students at Proficient/Advanced levels on PSSA tests

Sterrett	Grade 6	District*	Grade 7	District*	Grade 8	District*
Reading 2012	67.3%	52.2%	81.3%	64.4%	87.1%	73.4%
Math 2012	71.5	64.0	67.0	65.6	85.1	66.7
Science 2012	n/a	n/a	n/a	n/a	44.0	41.1
Writing 2012	n/a	n/a	n/a	n/a	76.8	58.6

*All district middle, K-8, and 6-12 schools



Percentage of students at each PSSA achievement level



** Students with an Individual Education Plan (IEP) for special education, excluding students identified as "gifted"

Special accomplishments

- 2011-12 Interscholastic boys' basketball champions
- Multiple winners in PA Junior Academy of Science competition