

Pittsburgh's high schools

In the 2011-12 school year:

The average high school had 988 students and 70 teachers.

85.6% of high school students attended school on the average day.

92.4% of high school teachers attended school on the average day.

62.2% of high school students were eligible for free or reduced-price lunch (a measure of family poverty).

Stability

Principal stability, 2009-12:
3 high schools had 1 principal.
1 school had 2 principals.

Student disciplinary actions 2010-11

For violence, weapons, and controlled substances
Average number of incidents per 100 students: 5.4

Special education*

PSSA participation: Percentage of students who took PSSA tests

Reading (11th grade): 97.8%
Math (11th grade): 98.3%

Percentages represent students with IEPs who were not eligible to take an alternate test.

PASA participation: Number of students who took PASA tests

PASA is an alternate state test in Reading and Math.
11th grade: 42

PSSA-M participation: Number of students who took PSSA-M tests

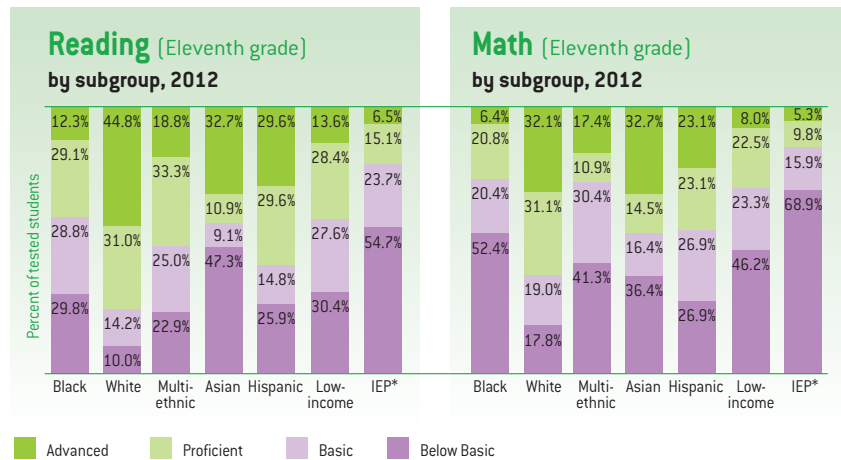
PSSA-M is an alternate state test for grades 4 through 8, and 11.

Reading (11th grade): 119
Math (11th grade): 128

Percentage of students at Proficient/Advanced levels on PSSA tests (9-12 and 6-12)

	Grade 11	State
Reading 2012	56.2%	67.8%
Math 2012	42.9	60.0
Science 2012	22.1	41.8
Writing 2012	78.6	82.9

Percentage of students at each PSSA achievement level (9-12 and 6-12)



* Students with an Individual Education Plan (IEP) for special education, excluding students identified as "gifted." Numbers and percents refer to all students at that grade level, whether they attend a 9-12 or a 6-12 school.

Pittsburgh Alderdice High School

9-12 neighborhood school with a Pre-engineering magnet program, an Engineering CTE program, and an “English as a Second Language” program

2409 Shady Ave., 15217
Squirrel Hill
412-422-4800

Accessible

Principal: Melissa Friez

Number of teachers: 87

Enrollment/Attendance

1342 students (1/12)
District average (9-12): 988

African-American: 38.2%

White: 50.1%

Multi-ethnic: 4.3%

Asian: 5.2%

Hispanic: 2.0%

Principal stability: 2 principals in the last four years

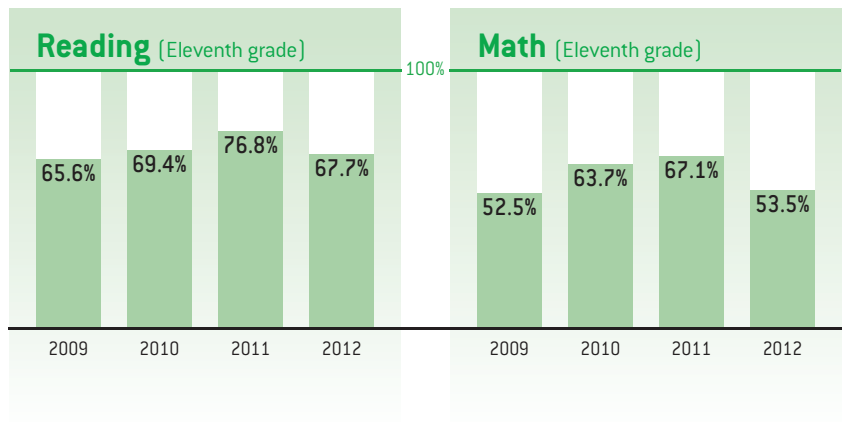
Student daily attendance: 92.6%

Teacher daily attendance: 93.0%

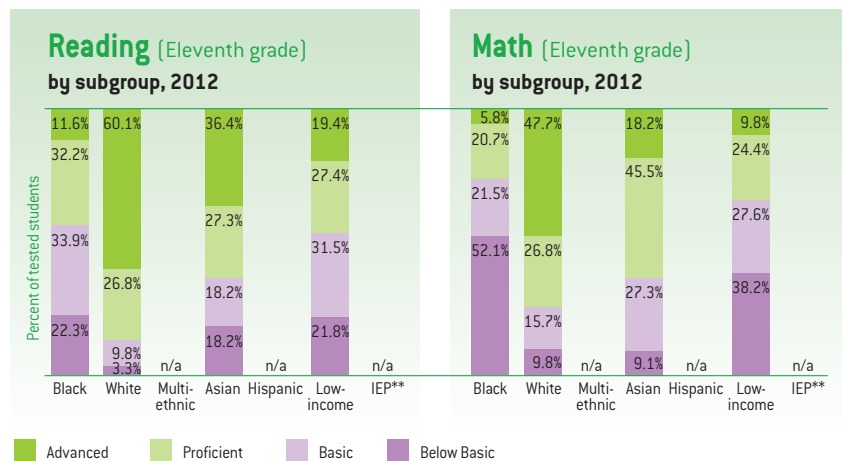
Percentage of students at Proficient/Advanced levels on PSSA tests

	Alderdice	District*
Science 2012 (11th)	37.0%	22.1%
Writing 2012 (11th)	87.4	78.6

*All district 9-12 and 6-12 schools



Percentage of students at each PSSA achievement level



**Students with an Individual Education Plan (IEP) for special education, excluding students identified as “gifted”

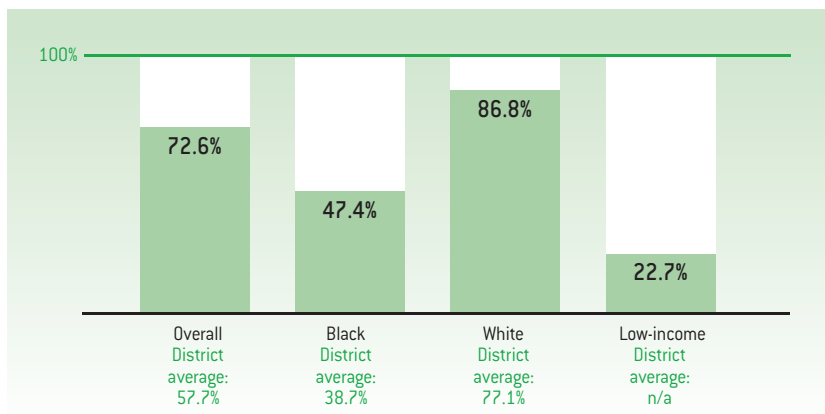
Graduation rate 2011

	Overall	Black	White	Low-income	IEP**
Allderdice:	80.1%	65.7%	90.3%	67.5%	n/a
District rate:	68.5%				

College/Post-secondary readiness

Percentage of seniors eligible for Pittsburgh Promise scholarship

Grade point average eligibility only



Percentage of students taking AP (Advanced Placement) courses

	Overall	Black	White	Low-income
Allderdice:	28.7%	6.3%	19.0%	7.5%
District average:	15.2%			

Special education staff 2012-13

Learning support
Autism support
Life skills support

Family income status

46.3% of students eligible for free/reduced lunch
District average (9-12): 62.2%

Student disciplinary actions 2010-11

For violence, weapons, and controlled substances

Number of incidents per 100 students: 4.0

Special accomplishments

- City League and Quad A girls' and boys' basketball; girls' and boys' swimming and track; boys' baseball, tennis, track relays, and wrestling champions
- Class of 2012 included 1 National Achievement Scholarship® winner; 4 National Hispanic Scholars; 12 finalists, 18 Commended Students in the National Merit® Scholarship program
- Student won 3rd place Grand Award in Cellular and Molecular Biology, 2012 Intel International Science and Engineering Fair

Pittsburgh Brashear High School

9-12 neighborhood school with Computer Science and Teaching Academy magnet programs; Automotive Technology, Automotive Body Repair, Machine Operations, and Refrigeration, Heating, Ventilation, and Air Conditioning CTE programs; an “English as a Second Language” program; and a teaching institute

590 Crane Ave., 15216
 Beechview
 412-571-7300
 Accessible
 Principal: John Vater
 Number of teachers: 88

Enrollment/Attendance

1230 students (1/12)
 District average (9-12): 988

African-American: 30.6%
 White: 53.5%
 Multi-ethnic: 3.1%
 Asian: 10.3%
 Hispanic: 2.4%

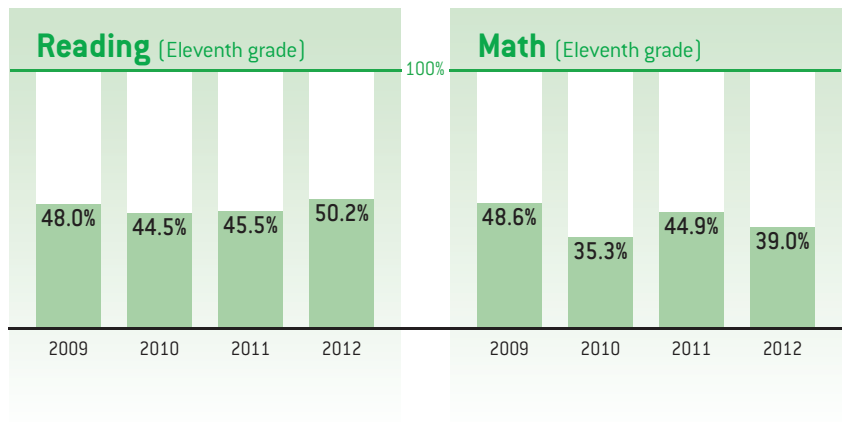
Principal stability: 1 principal in the last four years

Student daily attendance: 87.0%
 Teacher daily attendance: 94.9%

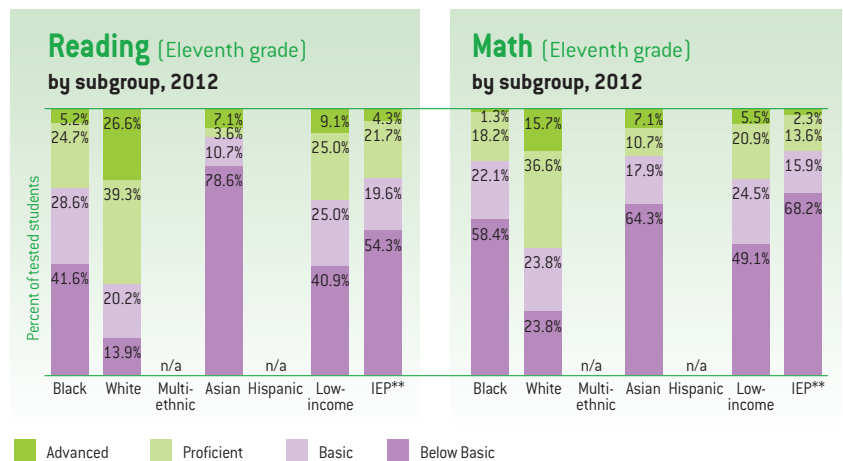
Percentage of students at Proficient/Advanced levels on PSSA tests

	Brashear	District*
Science 2012 (11th)	13.5%	22.1%
Writing 2012 (11th)	79.0	78.6

*All district 9-12 and 6-12 schools



Percentage of students at each PSSA achievement level



**Students with an Individual Education Plan (IEP) for special education, excluding students identified as “gifted”

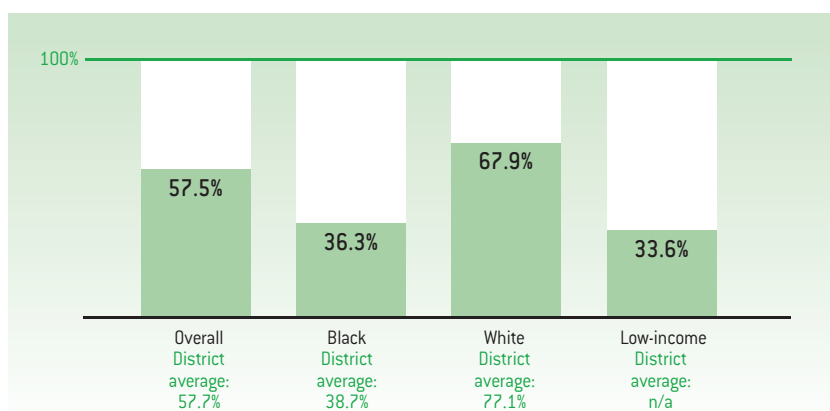
Graduation rate 2011

	Overall	Black	White	Low-income	IEP**
Brashear:	67.9%	63.6%	74.5%	65.1%	61.7%
District rate:	68.5%				

College/Post-secondary readiness

Percentage of seniors eligible for Pittsburgh Promise scholarship

Grade point average eligibility only



Percentage of students taking AP (Advanced Placement) courses

	Overall	Black	White	Low-income
Brashear:	11.2%	1.4%	8.9%	3.8%
District average:	15.2%			

Special education staff 2012-13

Learning support
Autism support
Visually impaired support
Hearing impaired support
Life skills support

Family income status

63.6% of students eligible for free/reduced lunch
District average (9-12): 62.2%

Student disciplinary actions 2010-11

For violence, weapons, and controlled substances

Number of incidents per 100 students: 4.3

Special accomplishments

- City League girls' track relays and softball champions
- Student won 2012 PIAA state wrestling title
- Teacher won 2011 Milken Educator Award
- More than 250 participants in National Day of Silence, sponsored by school's Gay-Straight Alliance

Pittsburgh Carrick High School

9-12 neighborhood school with Health Careers, Business Administration, Culinary Arts, Finance Technology, and Information Technology CTE programs

125 Parkfield St., 15210 Carrick
412-885-7700

Accessible

Principal: Dennis Chakey

Number of teachers: 58

Enrollment/Attendance

744 students (1/12)

District average (9-12): 988

African-American: 39.7%

White: 53.5%

Multi-ethnic: 4.7%

Other: 2.2%

Principal stability: 1 principal in the last four years

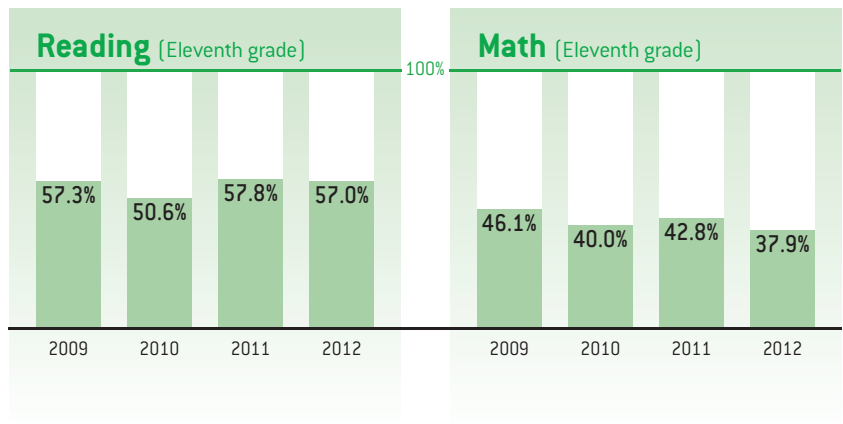
Student daily attendance: 80.8%

Teacher daily attendance: 91.9%

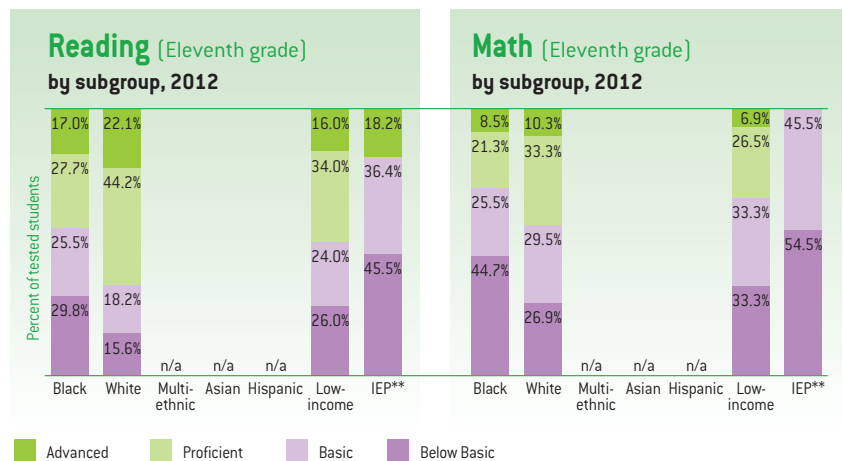
Percentage of students at Proficient/Advanced levels on PSSA tests

	Carrick	District*
Science 2012 (11th)	16.4%	22.1%
Writing 2012 (11th)	79.6	78.6

*All district 9-12 and 6-12 schools



Percentage of students at each PSSA achievement level



**Students with an Individual Education Plan (IEP) for special education, excluding students identified as "gifted"

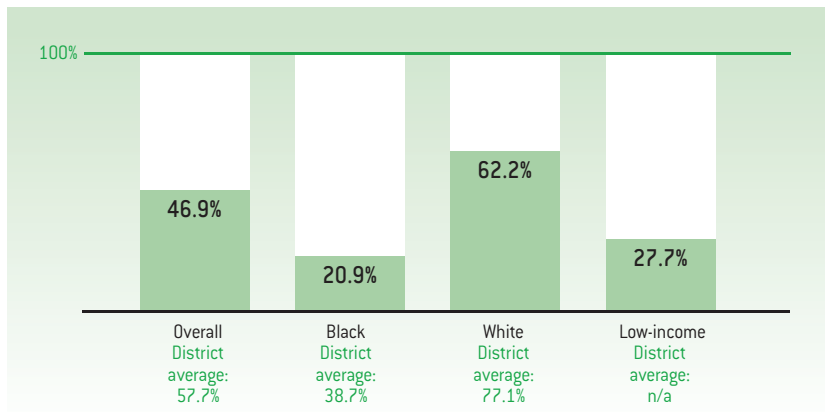
Graduation rate 2011

	Overall	Black	White	Low-income	IEP**
Carrick:	61.6%	51.8%	71.6%	58.8%	n/a
District rate:	68.5%				

College/Post-secondary readiness

Percentage of seniors eligible for Pittsburgh Promise scholarship

Grade point average eligibility only



Percentage of students taking AP (Advanced Placement) courses

	Overall	Black	White	Low-income
Carrick:	9.1%	1.1%	7.4%	4.4%
District average:	15.2%			

Special education staff 2012-13

Learning support
Life skills support

Family income status

72.4% of students eligible for free/reduced lunch
District average (9-12): 62.2%

Student disciplinary actions 2010-11

For violence, weapons, and controlled substances

Number of incidents per 100 students: 7.3

Special accomplishments

- Students raised money, collected goods, and volunteered for the VA Hospital, Ronald McDonald House, Greater Pittsburgh Community Food Bank, Make-A-Wish Foundation, Light of Life Rescue Mission, Susan G. Komen for the Cure, and other organizations
- Student placed 1st in Society for Analytical Chemists of Pittsburgh essay contest

Pittsburgh Perry High School

9-12 Traditional Academy magnet school with Math and Science and JROTC magnet programs; and Health Careers, Information Technology, Culinary Arts, and Cosmetology CTE programs

3875 Perrysville Ave., 15214
Perry North
412-323-3400

Accessible
Principal: Nina Sacco
Number of teachers: 45

Enrollment/Attendance

637 students (1/12)
District average (9-12): 988

African-American: 70.2%
White: 24.2%
Multi-ethnic: 5.3%

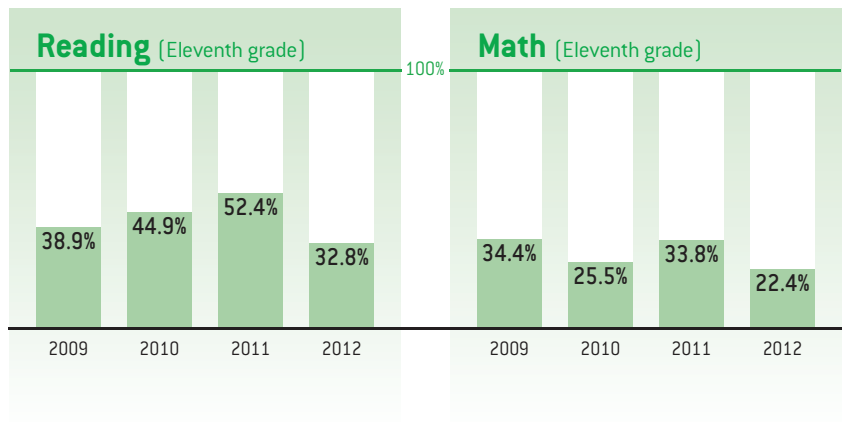
Principal stability: 1 principal in the last four years

Student daily attendance: 81.7%
Teacher daily attendance: 89.9%

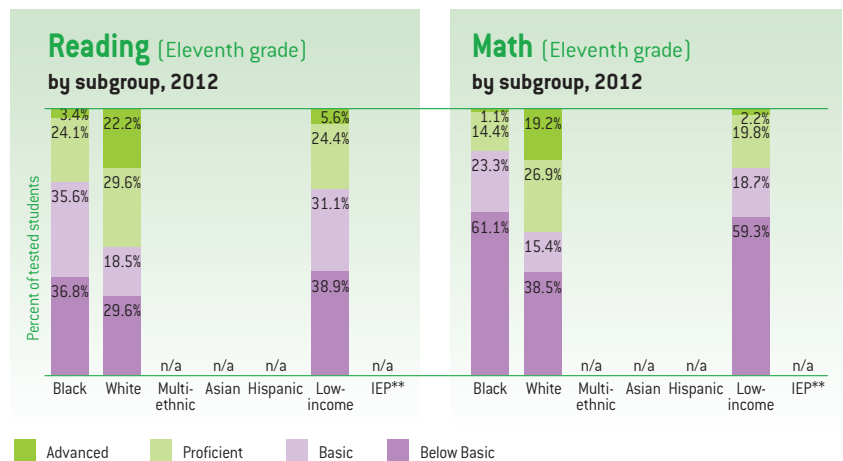
Percentage of students at Proficient/Advanced levels on PSSA tests

	Perry	District*
Science 2012 (11th)	8.4%	22.1%
Writing 2012 (11th)	59.2	78.6

*All district 9-12 and 6-12 schools



Percentage of students at each PSSA achievement level



**Students with an Individual Education Plan (IEP) for special education, excluding students identified as "gifted"

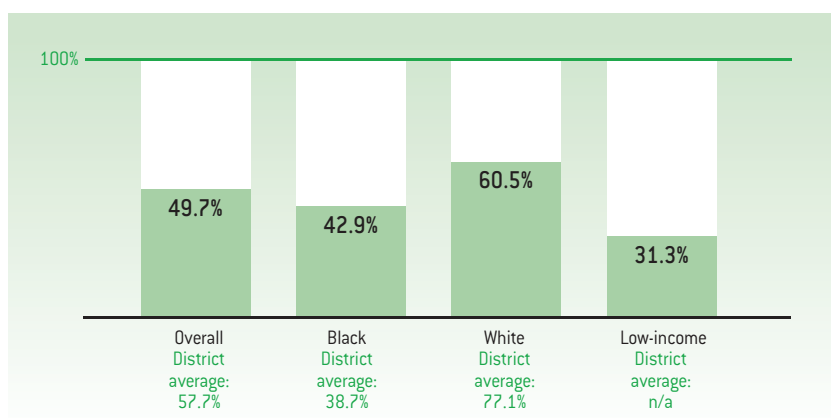
Graduation rate 2011

	Overall	Black	White	Low-income	IEP**
Perry:	79.8%	79.1%	83.3%	79.2%	n/a
District rate:	68.5%				

College/Post-secondary readiness

Percentage of seniors eligible for Pittsburgh Promise scholarship

Grade point average eligibility only



Percentage of students taking AP (Advanced Placement) courses

	Overall	Black	White	Low-income
Perry:	6.3%	3.6%	2.2%	3.3%
District average:	15.2%			

Special education staff 2012-13

Learning support
Autism support

Family income status

81.0% of students eligible for free/reduced lunch
District average (9-12): 62.2%

Student disciplinary actions 2010-11

For violence, weapons, and controlled substances

Number of incidents per 100 students: 8.2

Special accomplishments

- Pittsburgh Steelers held football clinic for students