

# Pittsburgh's middle schools

## In the 2010-11 school year:

The average middle school had 356 students and 26 teachers.

92.7% of middle school students attended school on the average day.

93.3% of middle school teachers attended school on the average day.

76.6% of middle school students were eligible for free or reduced-price lunch (a measure of family poverty).

## Stability

Principal stability, 2008-11:

6 middle schools had one principal.

1 school had two principals.

## Student disciplinary actions 2009-10

For violence, weapons, and controlled substances

Average number of incidents per 100 students: 7.5

## Special education\*

### PSSA participation: Percentage of students who took PSSA tests

Reading (6th through 8th grades): 98.0%

Math (6th through 8th grades): 98.3%

Percentages represent students with IEPs who were not eligible to take an alternate test.

### PASA participation: Number of students who took PASA tests

PASA is an alternate state test in Reading and Math.

6th grade: 39

7th grade: 50

8th grade: 34

### PSSA-M participation: Number of students who took PSSA-M tests

PSSA-M is an alternate state test for grades 4 through 8, and 11.

Reading (6th grade): 136

Math (6th grade): 128

Reading (7th grade): 156

Math (7th grade): 178

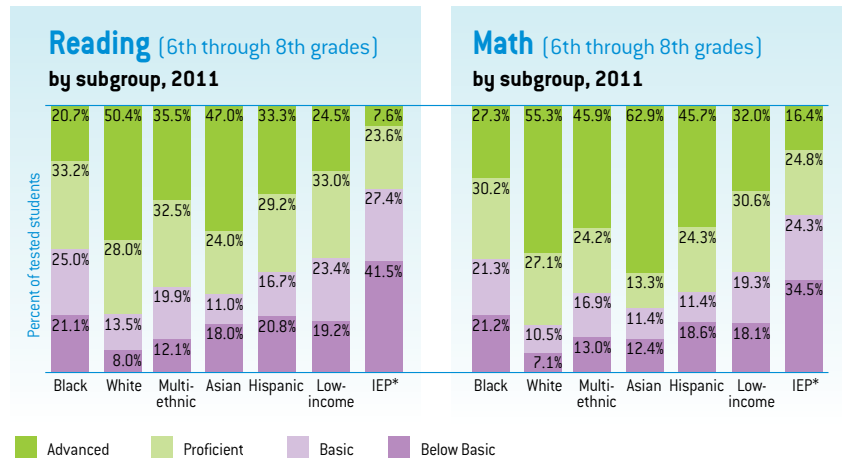
Reading (8th grade): 123

Math (8th grade): 175

## Percentage of students at Proficient/Advanced levels on PSSA tests (middle, K-8, and 6-12)

	Grade 6	State	Grade 7	State	Grade 8	State
Reading 2011	53.0%	69.9%	66.3%	76.0%	73.4%	81.8%
Math 2011	66.4	78.8	71.1	78.6	66.4	76.9
Science 2011	n/a	n/a	n/a	n/a	37.2	58.3
Writing 2011	n/a	n/a	n/a	n/a	62.8	73.1

## Percentage of students at each PSSA achievement level (middle, K-8, and 6-12)



\* Students with an Individual Education Plan (IEP) for special education, excluding students identified as "gifted." Numbers and percents refer to all students at that grade level, whether they attend a middle, K-8, or 6-12 school.

# Pittsburgh Allegheny 6-8

Traditional Academy magnet school

810 Arch St., 15212  
Allegheny Center  
412-323-4115  
Principal: Toni Kendrick  
Number of teachers: 25

## Enrollment/Attendance

365 students (1/11)  
District average (middle): 356

African-American: 66.3%  
White: 26.8%  
Multi-ethnic: 5.8%  
Other: 1.1%

Principal stability: 1 principal in the last four years

Student daily attendance: 92.7%  
Teacher daily attendance: 94.2%

## Special education staff 2011-12

Learning support

## Family income status

83.4% of students eligible for free/reduced lunch  
District average (middle): 76.6%

## Student disciplinary actions 2009-10

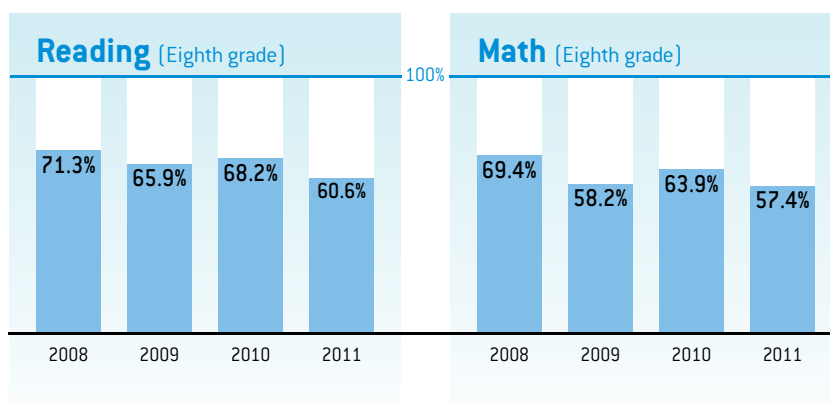
*For violence, weapons, and controlled substances*

Number of incidents per 100 students: 8.7

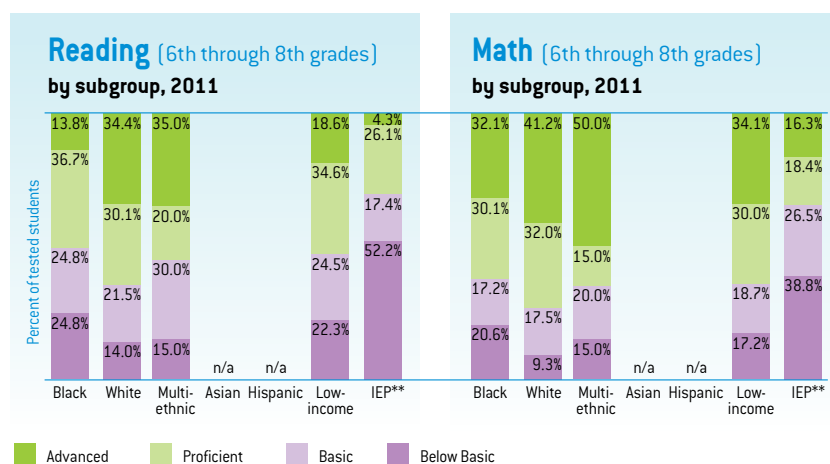
## Percentage of students at Proficient/Advanced levels on PSSA tests

Allegheny	Grade 6	District*	Grade 7	District*	Grade 8	District*
Reading 2011	44.8%	53.0%	59.3%	66.3%	60.6%	73.4%
Math 2011	66.0	66.4	73.3	71.1	57.4	66.4
Science 2011	n/a	n/a	n/a	n/a	24.3	37.2
Writing 2011	n/a	n/a	n/a	n/a	40.2	62.8

\*All district middle, K-8, and 6-12 schools



## Percentage of students at each PSSA achievement level



\*\* Students with an Individual Education Plan (IEP) for special education, excluding students identified as "gifted"

## Special accomplishments

- Student won 2nd place in Do the Write Thing Challenge competition
- Carson scholarship recipient

# Pittsburgh Arsenal 6-8

Neighborhood school with an “English as a Second Language” program

220 40th St., 15201  
Lawrenceville  
412-622-5740  
Principal: Patty Camper  
Number of teachers: 21

## Enrollment/Attendance

243 students (1/11)  
District average (middle): 356

African-American: 78.2%  
White: 14.0%  
Other: 7.8%

Principal stability: 1 principal in the last four years

Student daily attendance: 93.2%  
Teacher daily attendance: 93.6%

## Special education staff 2011-12

Learning support  
Emotional support  
Life skills support

## Family income status

83.5% of students eligible for free/reduced lunch  
District average (middle): 76.6%

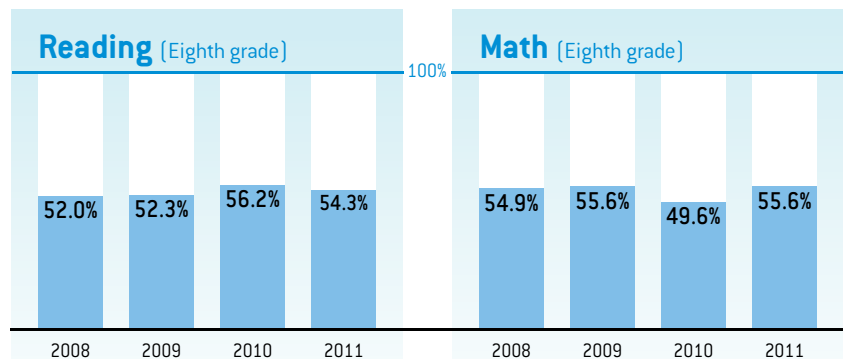
## Student disciplinary actions 2009-10

*For violence, weapons, and controlled substances*  
Number of incidents per 100 students: 11.0

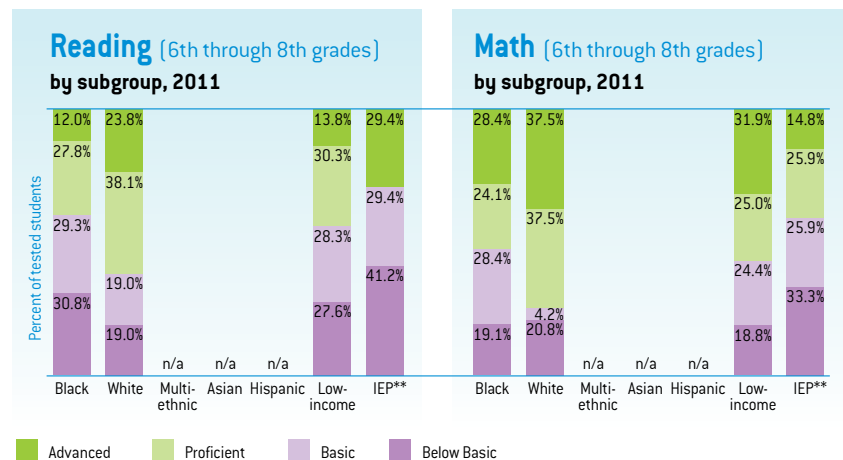
## Percentage of students at Proficient/Advanced levels on PSSA tests

Arsenal	Grade 6	District*	Grade 7	District*	Grade 8	District*
Reading 2011	33.3%	53.0%	34.0%	66.3%	54.3%	73.4%
Math 2011	51.9	66.4	58.9	71.1	55.6	66.4
Science 2011	n/a	n/a	n/a	n/a	12.5	37.2
Writing 2011	n/a	n/a	n/a	n/a	44.3	62.8

\*All district middle, K-8, and 6-12 schools



## Percentage of students at each PSSA achievement level



\*\* Students with an Individual Education Plan (IEP) for special education, excluding students identified as “gifted”

## Special accomplishments

- 2010-11 Interscholastic boys' soccer champions
- School won \$25,000 grant for fitness equipment from National Football League

# Pittsburgh Classical 6-8

Classical Academy magnet school

1463 Chartiers Ave., 15220  
 Crafton Heights  
 412-928-3110  
 Principal: Valerie Merlo  
 Number of teachers: 27

## Enrollment/Attendance

327 students (1/11)  
 District average (middle): 356

African-American: 49.8%  
 White: 41.6%  
 Multi-ethnic: 7.0%  
 Other: 1.5%

Principal stability: 1 principal in the last four years

Student daily attendance: 94.1%  
 Teacher daily attendance: 92.5%

## Special education staff 2011-12

Learning support  
 Autism support  
 Multiple disabilities support

## Family income status

78.7% of students eligible for free/reduced lunch  
 District average (middle): 76.6%

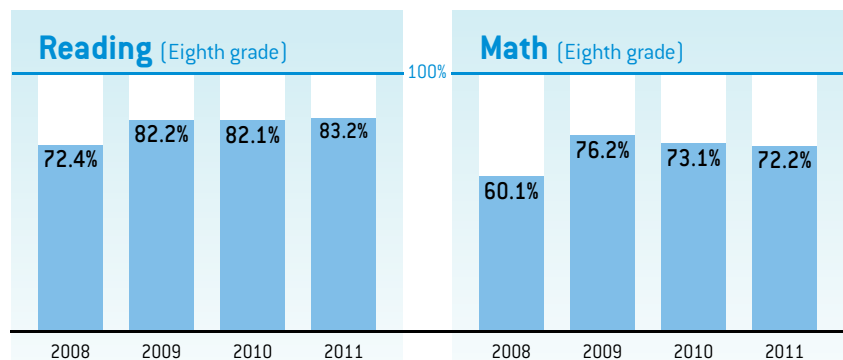
## Student disciplinary actions 2009-10

*For violence, weapons, and controlled substances*  
 Number of incidents per 100 students: 3.0

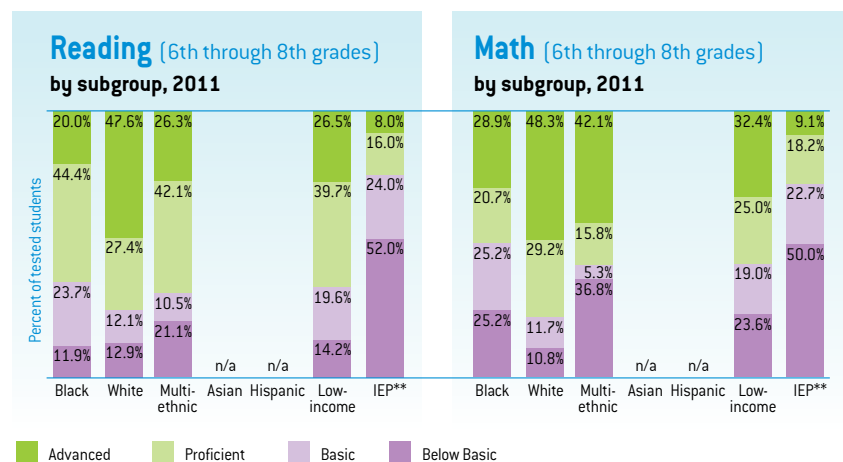
## Percentage of students at Proficient/Advanced levels on PSSA tests

Classical	Grade 6	District*	Grade 7	District*	Grade 8	District*
Reading 2011	58.2%	53.0%	65.0%	66.3%	83.2%	73.4%
Math 2011	50.0	66.4	63.3	71.1	72.2	66.4
Science 2011	n/a	n/a	n/a	n/a	34.3	37.2
Writing 2011	n/a	n/a	n/a	n/a	62.4	62.8

\*All district middle, K-8, and 6-12 schools



## Percentage of students at each PSSA achievement level



\*\* Students with an Individual Education Plan (IEP) for special education, excluding students identified as "gifted"

## Special accomplishments

- Students decorated quilts and pillows for hospitalized children through the Soaringwords organization
- Carson scholarship recipient

# Pittsburgh Schiller 6-8

Classical Academy magnet school

1018 Peralta St., 15212  
 East Allegheny  
 412-323-4190  
 Principal: Paula Heinzman  
 Number of teachers: 21

## Enrollment/Attendance

257 students (1/11)  
 District average (middle): 356

African-American: 63.0%  
 White: 31.9%  
 Other: 5.1%

Principal stability: 2 principals in the last four years

Student daily attendance: 90.1%  
 Teacher daily attendance: 91.2%

## Special education staff 2011-12

Learning support  
 Emotional support  
 Life skills support

## Family income status

85.8% of students eligible for free/reduced lunch  
 District average (middle): 76.6%

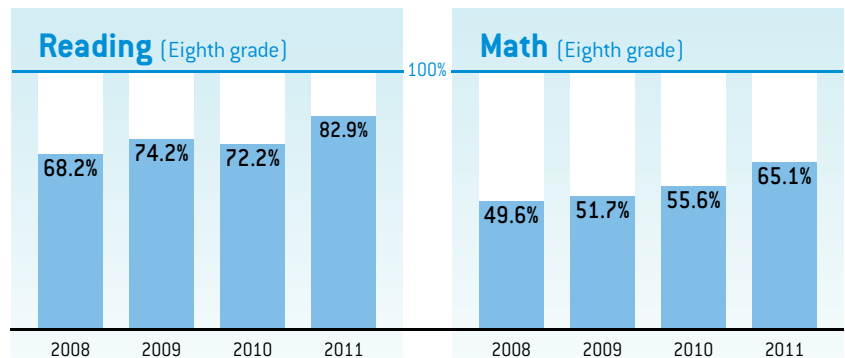
## Student disciplinary actions 2009-10

*For violence, weapons, and controlled substances*  
 Number of incidents per 100 students: 12.9

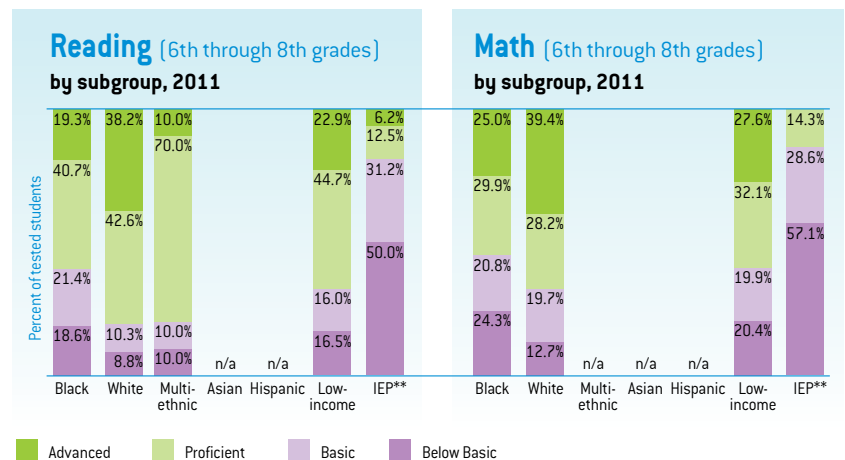
## Percentage of students at Proficient/Advanced levels on PSSA tests

Schiller	Grade 6	District*	Grade 7	District*	Grade 8	District*
Reading 2011	54.2%	53.0%	61.2%	66.3%	82.9%	73.4%
Math 2011	54.1	66.4	61.2	71.1	65.1	66.4
Science 2011	n/a	n/a	n/a	n/a	31.7	37.2
Writing 2011	n/a	n/a	n/a	n/a	66.3	62.8

\*All district middle, K-8, and 6-12 schools



## Percentage of students at each PSSA achievement level



\*\* Students with an Individual Education Plan (IEP) for special education, excluding students identified as "gifted"

## Special accomplishments

- 2010-11 Interscholastic boys' basketball champions
- Carson scholarship recipient

# Pittsburgh South Brook 6-8

Neighborhood school

779 Dunster St., 15226

Brookline

412-572-8170

Principal: Gina Reichert

Number of teachers: 29

## Enrollment/Attendance

449 students (1/11)

District average (middle): 356

African-American: 18.9%

White: 73.9%

Multi-ethnic: 5.3%

Other: 1.8%

Principal stability: 1 principal in the last four years

Student daily attendance: 91.7%

Teacher daily attendance: 94.7%

## Special education staff 2011-12

Learning support

Emotional support

## Family income status

62.9% of students eligible for free/reduced lunch

District average (middle): 76.6%

## Student disciplinary actions 2009-10

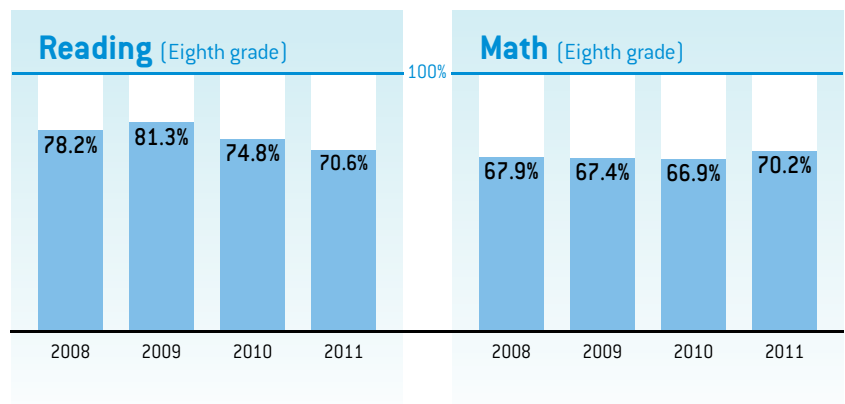
*For violence, weapons, and controlled substances*

Number of incidents per 100 students: 5.4

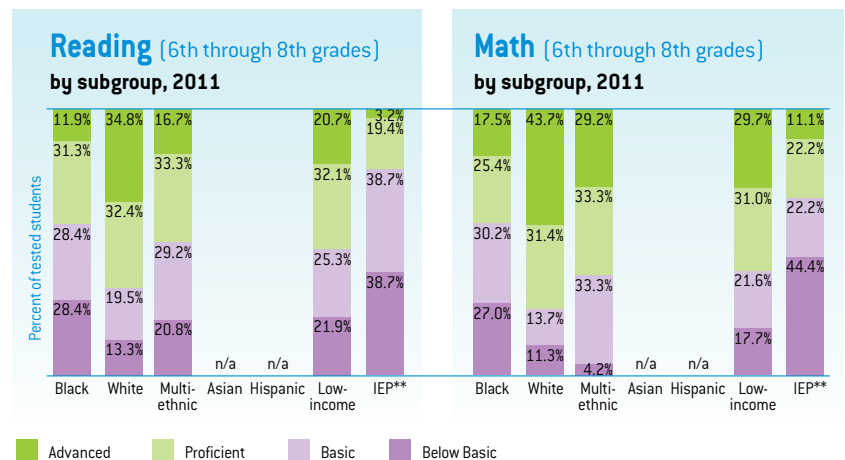
## Percentage of students at Proficient/Advanced levels on PSSA tests

South Brook	Grade 6	District*	Grade 7	District*	Grade 8	District*
Reading 2011	49.2%	53.0%	65.4%	66.3%	70.6%	73.4%
Math 2011	66.9	66.4	70.0	71.1	70.2	66.4
Science 2011	n/a	n/a	n/a	n/a	41.7	37.2
Writing 2011	n/a	n/a	n/a	n/a	54.3	62.8

\*All district middle, K-8, and 6-12 schools



## Percentage of students at each PSSA achievement level



\*\* Students with an Individual Education Plan (IEP) for special education, excluding students identified as "gifted"

## Special accomplishments

- 2010-11 Interscholastic girls' softball and boys' volleyball champions
- Students raised money for local tornado victims

# Pittsburgh South Hills 6-8

Neighborhood school with an “English as a Second Language” program

595 Crane Ave., 15216  
Beechview  
412-572-8130  
Principal: Deborah Cox  
Number of teachers: 34

## Enrollment/Attendance

460 students (1/11)  
District average (middle): 356

African-American: 34.6%  
White: 45.9%  
Multi-ethnic: 5.9%  
Asian: 7.4%  
Hispanic: 5.9%  
Other: 0.4%

Principal stability: 1 principal in the last four years

Student daily attendance: 93.1%  
Teacher daily attendance: 93.4%

## Special education staff 2011-12

Learning support  
Emotional support  
Autism support  
Life skills support

## Family income status

72.3% of students eligible for free/reduced lunch  
District average (middle): 76.6%

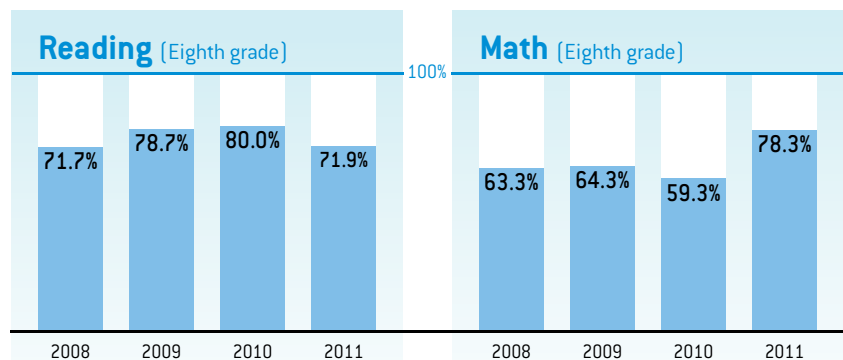
## Student disciplinary actions 2009-10

*For violence, weapons, and controlled substances*  
Number of incidents per 100 students: 8.8

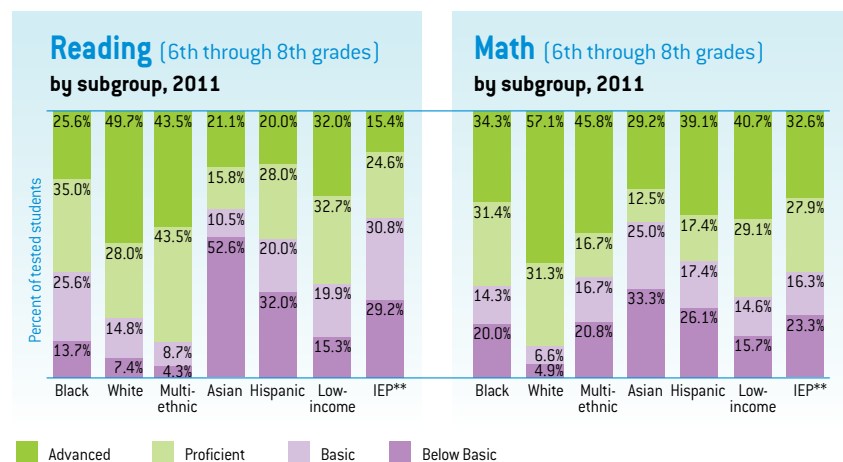
## Percentage of students at Proficient/Advanced levels on PSSA tests

South Hills	Grade 6	District*	Grade 7	District*	Grade 8	District*
Reading 2011	59.8%	53.0%	74.4%	66.3%	71.9%	73.4%
Math 2011	67.5	66.4	79.0	71.1	78.3	66.4
Science 2011	n/a	n/a	n/a	n/a	50.4	37.2
Writing 2011	n/a	n/a	n/a	n/a	73.6	62.8

\*All district middle, K-8, and 6-12 schools



## Percentage of students at each PSSA achievement level



\*\* Students with an Individual Education Plan (IEP) for special education, excluding students identified as “gifted”

## Special accomplishments

- 2010-11 Interscholastic wrestling champions
- Students raised money for Pennies for Patients and Walk for the Cure

# Pittsburgh Sterrett 6-8

Neighborhood school with a Classical Academy magnet program

7100 Reynolds St., 15208  
Point Breeze  
412-247-7870  
Principal: Sarah Sumpter  
Number of teachers: 26

## Enrollment/Attendance

393 students (1/11)  
District average (middle): 356

African-American: 67.2%  
White: 24.7%  
Multi-ethnic: 5.1%  
Asian: 3.1%

Principal stability: 1 principal in the last four years

Student daily attendance: 93.9%  
Teacher daily attendance: 93.5%

## Special education staff 2011-12

Learning support

## Family income status

69.5% of students eligible for free/reduced lunch  
District average (middle): 76.6%

## Student disciplinary actions 2009-10

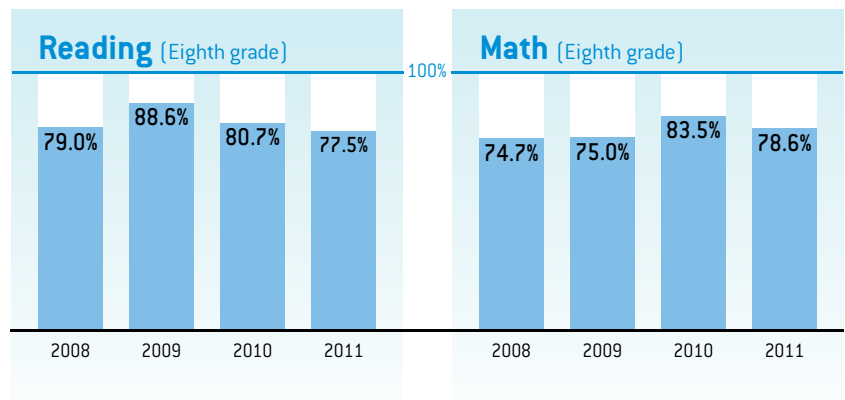
*For violence, weapons, and controlled substances*

Number of incidents per 100 students: 2.4

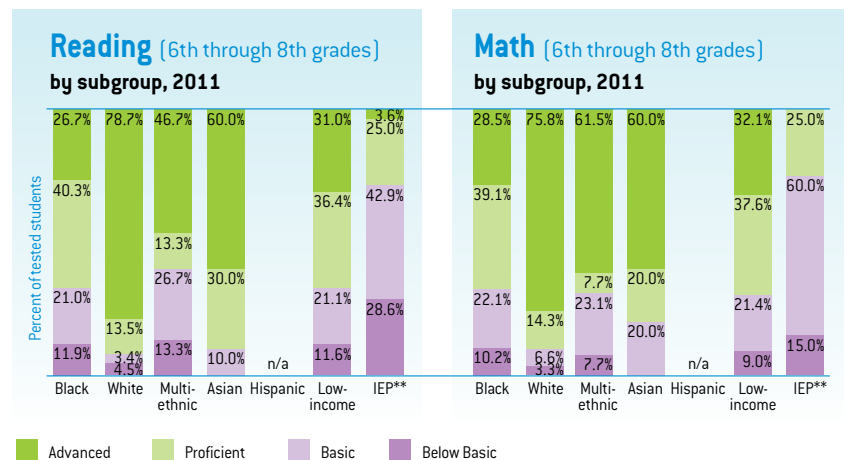
## Percentage of students at Proficient/Advanced levels on PSSA tests

Sterrett	Grade 6	District*	Grade 7	District*	Grade 8	District*
Reading 2011	65.6%	53.0%	79.0%	66.3%	77.5%	73.4%
Math 2011	73.1	66.4	71.1	71.1	78.6	66.4
Science 2011	n/a	n/a	n/a	n/a	44.1	37.2
Writing 2011	n/a	n/a	n/a	n/a	74.5	62.8

\*All district middle, K-8, and 6-12 schools



## Percentage of students at each PSSA achievement level



\*\* Students with an Individual Education Plan (IEP) for special education, excluding students identified as "gifted"

## Special accomplishments

- Student won 1st place in Do the Write Thing Challenge competition
- Multiple Charles Drew Science Fair, PA Junior Academy of Science winners