

Pittsburgh's elementary schools

In the 2010-11 school year:

The average elementary school had 333 students and 20 teachers.

93.7% of elementary students attended school on the average day.

92.2% of elementary teachers attended school on the average day.

73.7% of elementary students were eligible for free or reduced price lunch (a measure of family poverty).

Stability

Principal stability, 2008-11:

10 elementary schools had one principal.

9 schools had two principals.

2 schools had three principals.

Student disciplinary actions 2009-10

For violence, weapons, and controlled substances

Average number of incidents per 100 students: 3.5

Special education*

PSSA participation: Percentage of students who took PSSA tests

Reading (3rd through 5th grades): 99.3%

Math (3rd through 5th grades): 99.5%

Percentages represent students with IEPs who were not eligible to take an alternate test.

PASA participation: Number of students who took PASA tests

PASA is an alternate state test in Reading and Math.

3rd grade: 41

4th grade: 45

5th grade: 49

PSSA-M participation: Number of students who took PSSA-M tests

PSSA-M is an alternate state test for grades 4 through 8, and 11.

Reading (4th grade): 156

Math (4th grade): 122

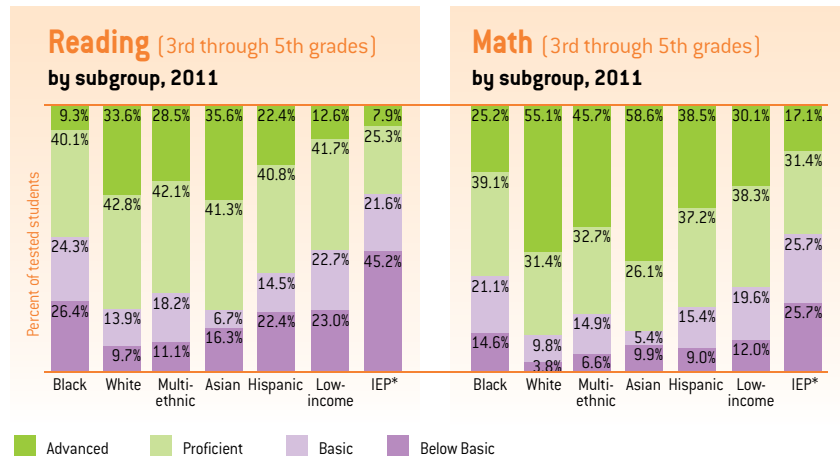
Reading (5th grade): 180

Math (5th grade): 138

Percentage of students at Proficient/Advanced levels on PSSA tests (elementary and K-8)

	Grade 3	State	Grade 4	State	Grade 5	State
Reading 2011	63.6%	77.2%	62.5%	73.3%	56.6%	67.3%
Math 2011	74.2	83.5	79.0	85.2	67.4	76.3
Science 2011	n/a	n/a	65.7	82.9	n/a	n/a
Writing 2011	n/a	n/a	n/a	n/a	51.4	67.1

Percentage of students at each PSSA achievement level (elementary and K-8)



* Students with an Individual Education Plan (IEP) for special education, excluding students identified as "gifted." Numbers and percents refer to all students at that grade level, whether they attend an elementary or a K-8 school.

Pittsburgh Allegheny K-5

Traditional Academy magnet school

810 Arch St., 15212

Allegheny Center

412-323-4100

Principal: Molly Argueta

Number of teachers: 27

Enrollment/Attendance

473 students (1/11)

District average (K-5): 333

African-American: 68.5%

White: 24.3%

Multi-ethnic: 6.6%

Other: 0.6%

Principal stability: 1 principal in the last four years

Student daily attendance: 95.7%

Teacher daily attendance: 94.3%

Special education staff 2011-12

Learning support

Family income status

83.0% of students eligible for free/reduced lunch

District average (K-5): 73.7%

Student disciplinary actions 2009-10

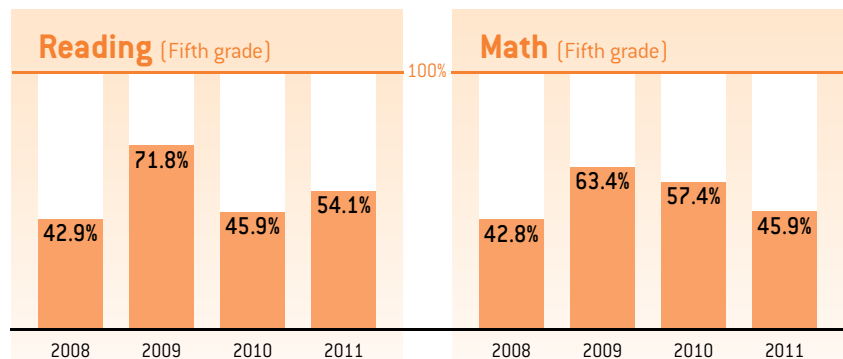
For violence, weapons, and controlled substances

Number of incidents per 100 students: 1.6

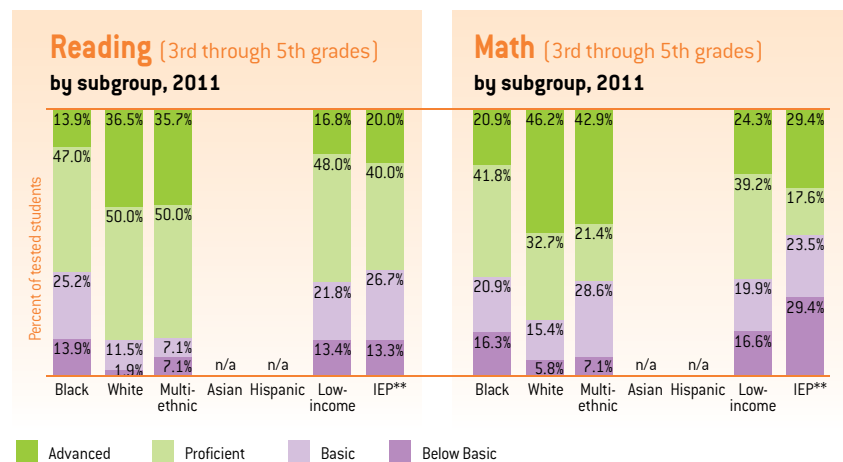
Percentage of students at Proficient/Advanced levels on PSSA tests

Allegheny	Grade 3	District*	Grade 4	District*	Grade 5	District*
Reading 2011	78.1%	63.6%	72.2%	62.5%	54.1%	56.6%
Math 2011	67.1	74.2	85.1	79.0	45.9	67.4
Science 2011	n/a	n/a	73.3	65.7	n/a	n/a
Writing 2011	n/a	n/a	n/a	n/a	64.9	51.4

*All district elementary and K-8 schools



Percentage of students at each PSSA achievement level



** Students with an Individual Education Plan (IEP) for special education, excluding students identified as "gifted"

Special accomplishments

- Students recorded their writing through the Hear Me project
- Kindergartners presented their learning from year-long circuits study to CMU CREATE Lab researchers
- 5th graders wrote, illustrated, and designed books

Pittsburgh Arsenal PreK-5

Neighborhood school with an “English as a Second Language” program

215 39th St., 15201

Lawrenceville

412-622-7307

Principal: Ruthie Rea

Number of teachers: 17

Enrollment/Attendance

215 students (1/11)

District average (K-5): 333

African-American: 66.0%

White: 17.2%

Multi-ethnic: 8.8%

Asian: 7.4%

Other: 0.5%

Principal stability: 2 principals in the last four years

Student daily attendance: 94.7%

Teacher daily attendance: 89.0%

Special education staff 2011-12

Learning support

Family income status

85.7% of students eligible for free/reduced lunch

District average (K-5): 73.7%

Student disciplinary actions 2009-10

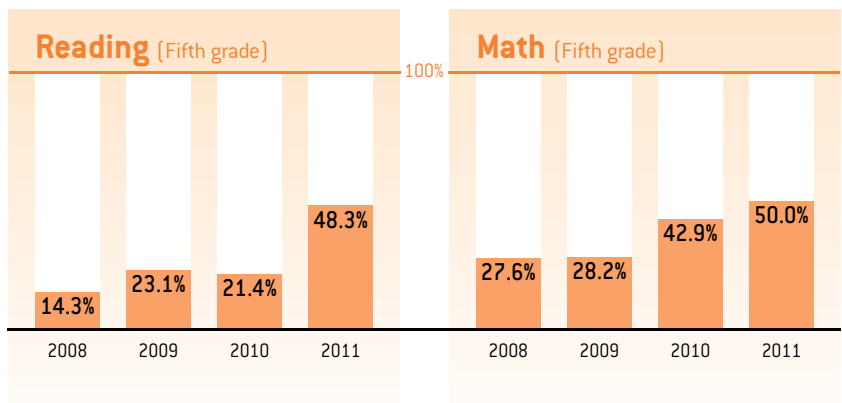
For violence, weapons, and controlled substances

Number of incidents per 100 students: 5.7

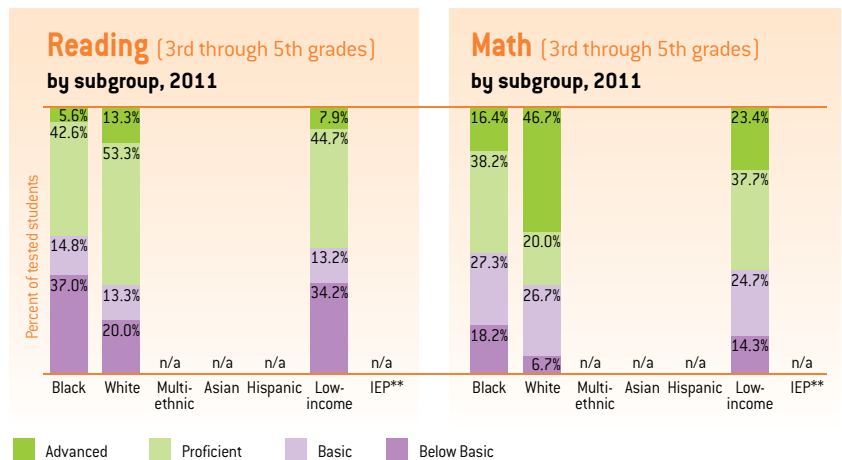
Percentage of students at Proficient/Advanced levels on PSSA tests

Arsenal	Grade 3	District*	Grade 4	District*	Grade 5	District*
Reading 2011	54.5%	63.6%	59.1%	62.5%	48.3%	56.6%
Math 2011	66.7	74.2	77.3	79.0	50.0	67.4
Science 2011	n/a	n/a	51.9	65.7	n/a	n/a
Writing 2011	n/a	n/a	n/a	n/a	19.4	51.4

*All district elementary and K-8 schools



Percentage of students at each PSSA achievement level



** Students with an Individual Education Plan (IEP) for special education, excluding students identified as “gifted”

Special accomplishments

- School received “Engaging the Senses Through the Arts” grant from Macy’s Department Store
- Dancing Classrooms semi-finalists

Pittsburgh Banksville K-5

Neighborhood school with an “English as a Second Language” program

1001 Carnahan Rd., 15216

Banksville

412-571-7400

Principal: David May

Number of teachers: 16

Enrollment/Attendance

280 students (1/11)

District average (K-5): 333

African-American: 19.6%

White: 61.1%

Multi-ethnic: 12.5%

Asian: 6.4%

Other: 0.4%

Principal stability: 2 principals in the last four years

Student daily attendance: 94.3%

Teacher daily attendance: 91.4%

Special education staff 2011-12

Learning support

Autism support

Family income status

54.1% of students eligible for free/reduced lunch

District average (K-5): 73.7%

Student disciplinary actions 2009-10

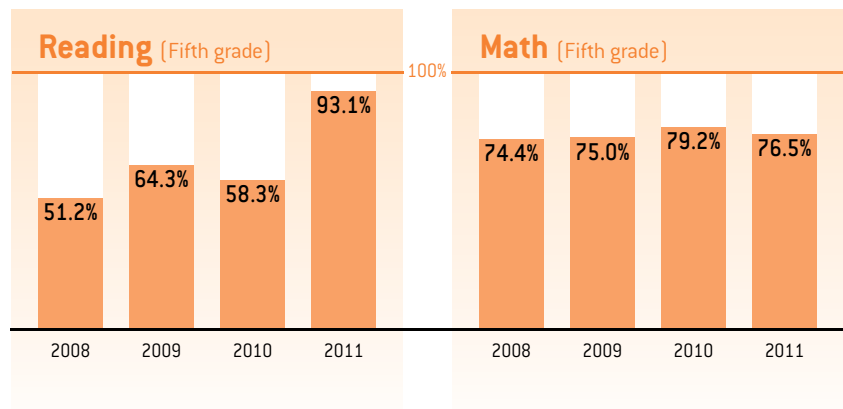
For violence, weapons, and controlled substances

Number of incidents per 100 students: 3.9

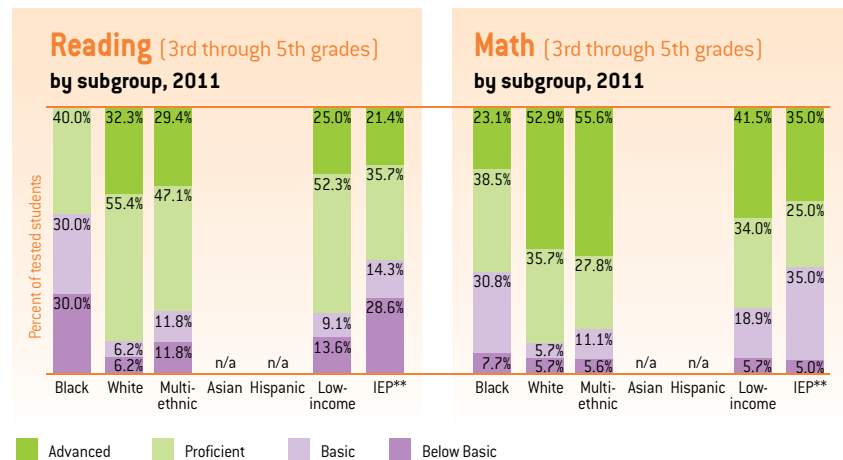
Percentage of students at Proficient/Advanced levels on PSSA tests

Banksville	Grade 3	District*	Grade 4	District*	Grade 5	District*
Reading 2011	80.6%	63.6%	69.7%	62.5%	93.1%	56.6%
Math 2011	86.8	74.2	86.1	79.0	76.5	67.4
Science 2011	n/a	n/a	75.7	65.7	n/a	n/a
Writing 2011	n/a	n/a	n/a	n/a	50.0	51.4

*All district elementary and K-8 schools



Percentage of students at each PSSA achievement level



** Students with an Individual Education Plan (IEP) for special education, excluding students identified as “gifted”

Special accomplishments

- Students and staff raised money for Susan G. Komen for the Cure, Scouting for Food
- 5th graders took baked goods to local firehouse to recognize 9/11 service workers

Pittsburgh Beechwood PreK-5

Neighborhood school with an “English as a Second Language” program

810 Rockland Ave., 15216
Beechview
412-571-7390

Principal: Sally Rifugiato
Number of teachers: 24

Enrollment/Attendance

361 students (1/11)
District average (K-5): 333

African-American: 18.3%
White: 49.6%
Multi-ethnic: 6.9%
Asian: 9.4%
Hispanic: 15.8%

Principal stability: 1 principal in the last four years

Student daily attendance: 94.5%
Teacher daily attendance: 94.6%

Special education staff 2011-12

Learning support
Life skills support

Family income status

67.1% of students eligible for free/reduced lunch
District average (K-5): 73.7%

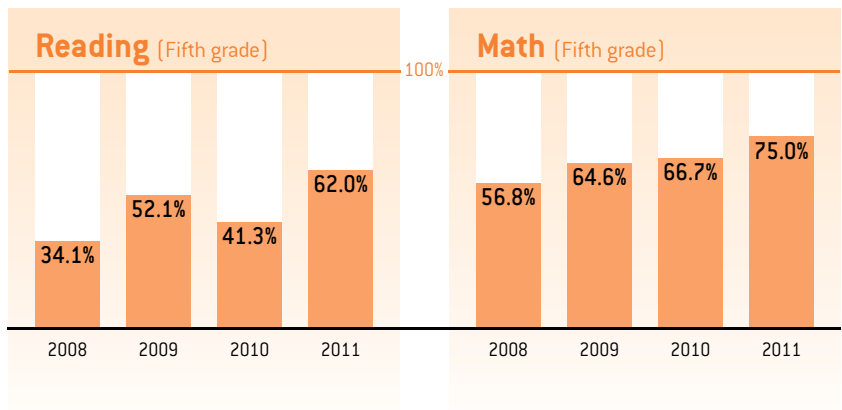
Student disciplinary actions 2009-10

For violence, weapons, and controlled substances
Number of incidents per 100 students: 1.7

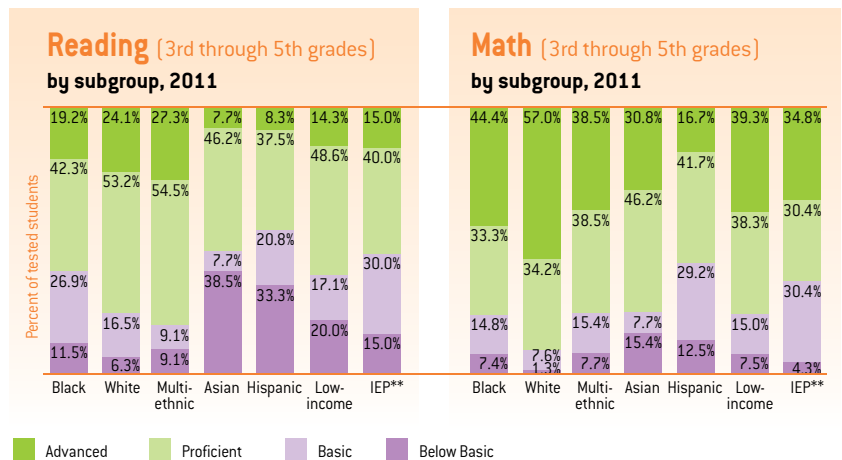
Percentage of students at Proficient/Advanced levels on PSSA tests

Beechwood	Grade 3	District*	Grade 4	District*	Grade 5	District*
Reading 2011	74.5%	63.6%	67.3%	62.5%	62.0%	56.6%
Math 2011	90.2	74.2	79.2	79.0	75.0	67.4
Science 2011	n/a	n/a	73.2	65.7	n/a	n/a
Writing 2011	n/a	n/a	n/a	n/a	67.3	51.4

*All district elementary and K-8 schools



Percentage of students at each PSSA achievement level



** Students with an Individual Education Plan (IEP) for special education, excluding students identified as “gifted”

Special accomplishments

- Students raised money for juvenile diabetes research
- Carson scholarship recipient

Pittsburgh Concord PreK-5

Neighborhood school

2350 Brownsville Rd., 15210
Carrick
412-885-7755
Principal: Susan Barie
Number of teachers: 17

Enrollment/Attendance

301 students (1/11)
District average (K-5): 333

African-American: 16.6%
White: 74.1%
Multi-ethnic: 8.3%
Other: 1.0%

Principal stability: 1 principal in
the last four years

Student daily attendance: 93.7%
Teacher daily attendance: 92.1%

Special education staff 2011-12

Learning support

Family income status

61.3% of students eligible for
free/reduced lunch
District average (K-5): 73.7%

Student disciplinary actions 2009-10

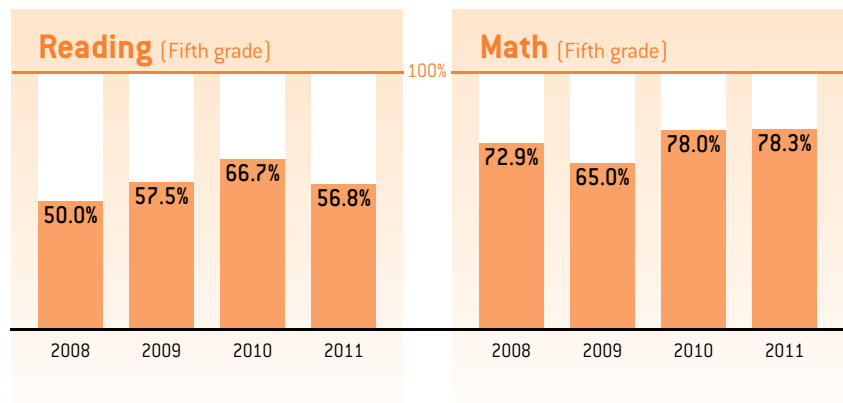
For violence, weapons, and controlled substances

Number of incidents per 100
students: 0.9

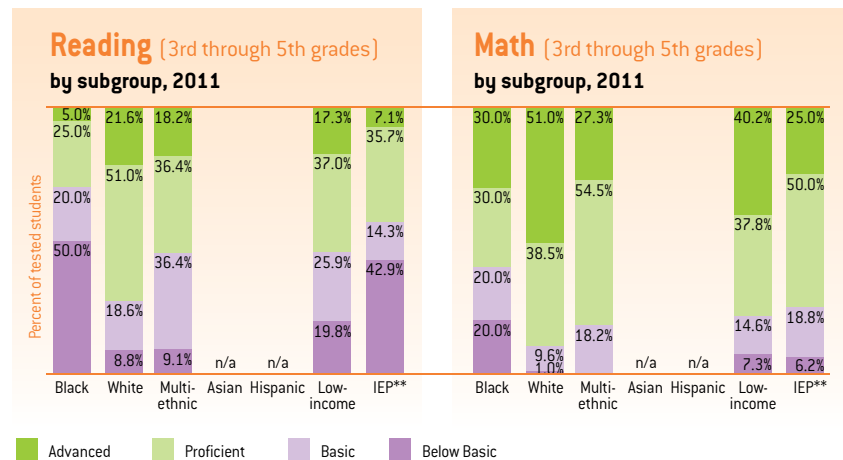
Percentage of students at Proficient/Advanced levels on PSSA tests

Concord	Grade 3	District*	Grade 4	District*	Grade 5	District*
Reading 2011	76.1%	63.6%	60.9%	62.5%	56.8%	56.6%
Math 2011	89.1	74.2	84.8	79.0	78.3	67.4
Science 2011	n/a	n/a	78.0	65.7	n/a	n/a
Writing 2011	n/a	n/a	n/a	n/a	54.7	51.4

*All district elementary and K-8 schools



Percentage of students at each PSSA achievement level



** Students with an Individual Education Plan (IEP) for special education, excluding students identified as "gifted"

Special accomplishments

- First in Math district and national winner
- Highest number of pledges, UPMC Stand Together for Dignity & Respect Anti-Bullying Campaign
- Citizens Bank Expressions of Freedom writing contest winners

Pittsburgh Dilworth PreK-5

Traditional Academy magnet school with an arts/humanities focus

6200 Stanton Ave., 15206
 East Liberty
 412-665-5000
 Principal: Monica Lamar
 Number of teachers: 24

Enrollment/Attendance

407 students (1/11)
 District average (K-5): 333

African-American: 57.7%
 White: 31.7%
 Multi-ethnic: 8.1%
 Other: 2.5%

Principal stability: 1 principal in the last four years

Student daily attendance: 95.9%
 Teacher daily attendance: 94.7%

Special education staff 2011-12

Learning support

Family income status

74.7% of students eligible for free/reduced lunch
 District average (K-5): 73.7%

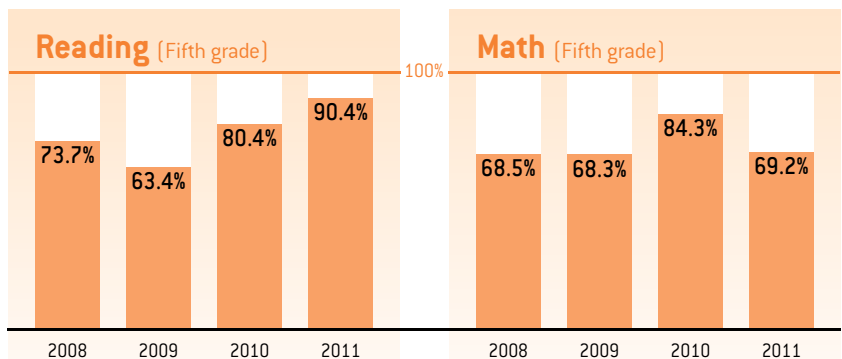
Student disciplinary actions 2009-10

For violence, weapons, and controlled substances
 Number of incidents per 100 students: 0.5

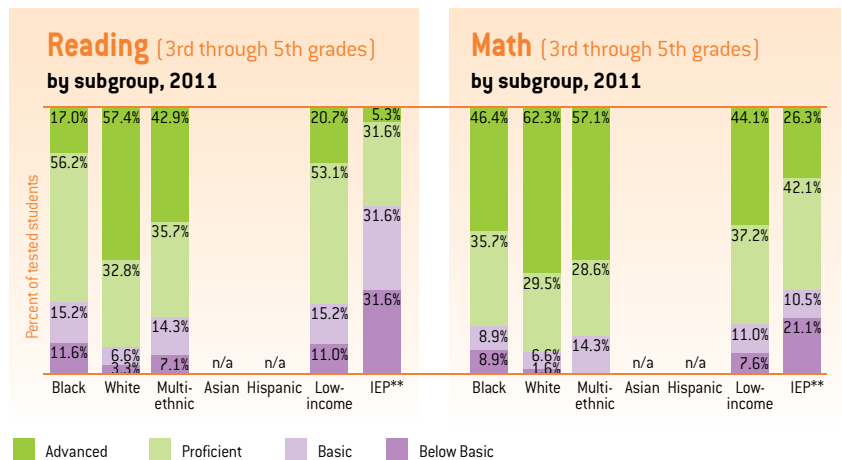
Percentage of students at Proficient/Advanced levels on PSSA tests

Dilworth	Grade 3	District*	Grade 4	District*	Grade 5	District*
Reading 2011	77.4%	63.6%	73.7%	62.5%	90.4%	56.6%
Math 2011	93.5	74.2	89.5	79.0	69.2	67.4
Science 2011	n/a	n/a	81.6	65.7	n/a	n/a
Writing 2011	n/a	n/a	n/a	n/a	90.0	51.4

*All district elementary and K-8 schools



Percentage of students at each PSSA achievement level



** Students with an Individual Education Plan (IEP) for special education, excluding students identified as "gifted"

Special accomplishments

- Dancing Classrooms competition winner
- UPMC Stand Together for Dignity & Respect Anti-Bullying Campaign essay contest winners

Pittsburgh Fort Pitt PreK-5 (An Accelerated Learning Academy)

Neighborhood school

5101 Hillcrest St., 15224

Garfield

412-665-2020

Principal: Holly Ballard

Number of teachers: 13

Enrollment/Attendance

183 students (1/11)

District average (K-5): 333

African-American: 92.3%

Other: 7.7%

Principal stability: 2 principals
in the last four years

Student daily attendance: 91.6%

Teacher daily attendance: 85.3%

Special education staff 2011-12

Learning support

Emotional support

Family income status

89.3% of students eligible for
free/reduced lunch

District average (K-5): 73.7%

Student disciplinary actions 2009-10

For violence, weapons, and controlled substances

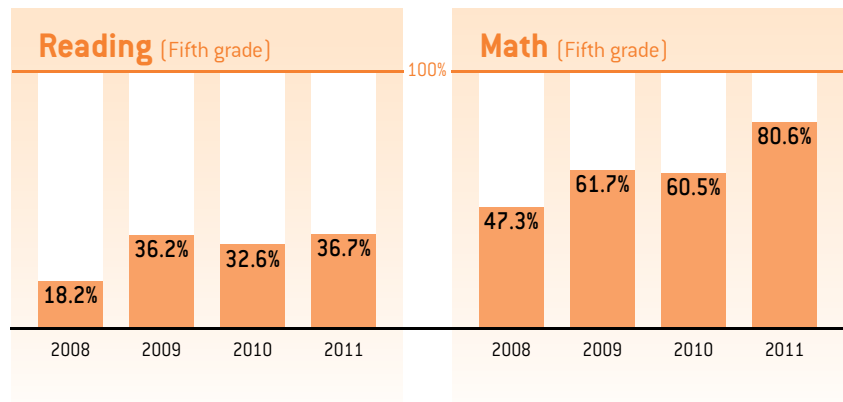
Number of incidents per 100

students: 0.4

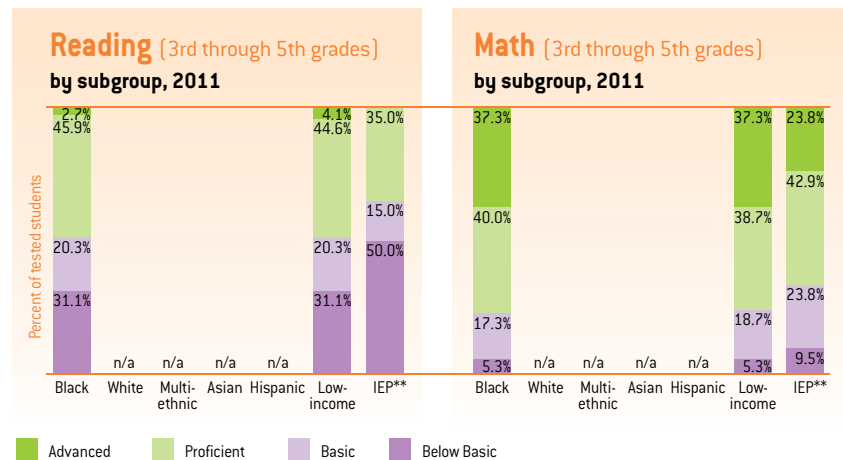
Percentage of students at Proficient/Advanced levels on PSSA tests

Fort Pitt	Grade 3	District*	Grade 4	District*	Grade 5	District*
Reading 2011	47.2%	63.6%	92.3%	62.5%	36.7%	56.6%
Math 2011	66.7	74.2	100.0	79.0	80.6	67.4
Science 2011	n/a	n/a	65.0	65.7	n/a	n/a
Writing 2011	n/a	n/a	n/a	n/a	57.1	51.4

*All district elementary and K-8 schools



Percentage of students at each PSSA achievement level



** Students with an Individual Education Plan (IEP) for special education, excluding students identified as "gifted"

Special accomplishments

- Students grew vegetables for Greater Pittsburgh Community Food Bank through Garfield Community Farm initiative
- Students participated in Stash the Trash

Pittsburgh Fulton PreK-5

Neighborhood school with an International Studies magnet program

5799 Hampton St., 15206
 Highland Park
 412-665-4590
 Principal: Kevin Bivins
 Number of teachers: 21

Enrollment/Attendance

303 students (1/11)
 District average (K-5): 333

African-American: 85.5%
 White: 6.9%
 Multi-ethnic: 5.9%
 Other: 1.7%

Principal stability: 1 principal in the last four years

Student daily attendance: 94.5%
 Teacher daily attendance: 92.8%

Special education staff 2011-12

Learning support
 Autism support

Family income status

87.1% of students eligible for free/reduced lunch
 District average (K-5): 73.7%

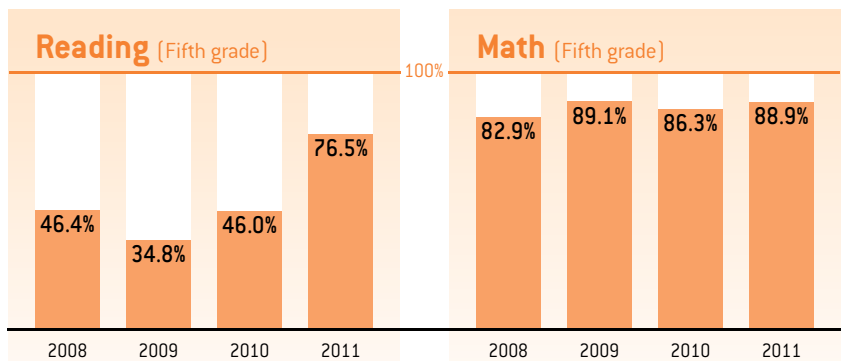
Student disciplinary actions 2009-10

For violence, weapons, and controlled substances
 Number of incidents per 100 students: 0

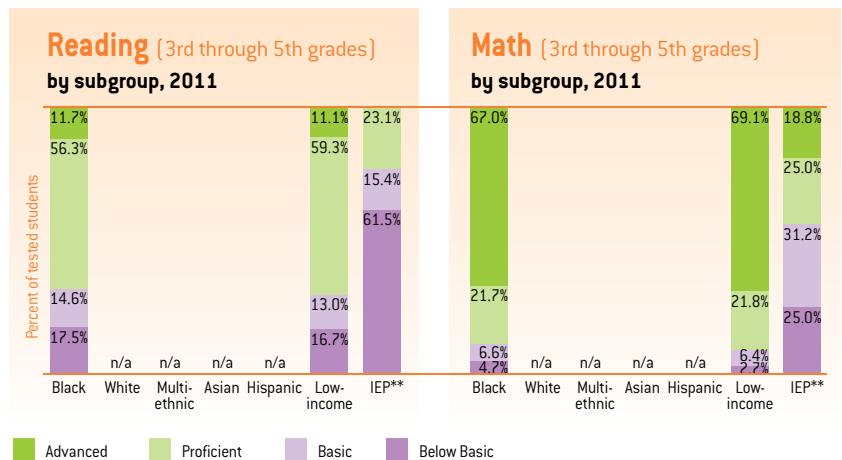
Percentage of students at Proficient/Advanced levels on PSSA tests

Fulton	Grade 3	District*	Grade 4	District*	Grade 5	District*
Reading 2011	52.1%	63.6%	84.6%	62.5%	76.5%	56.6%
Math 2011	89.6	74.2	92.5	79.0	88.9	67.4
Science 2011	n/a	n/a	75.0	65.7	n/a	n/a
Writing 2011	n/a	n/a	n/a	n/a	43.2	51.4

**All district elementary and K-8 schools*



Percentage of students at each PSSA achievement level



*** Students with an Individual Education Plan (IEP) for special education, excluding students identified as "gifted"*

Special accomplishments

- Students raised money for Travis Manion Foundation to assist veterans and families of fallen service members
- Students selected for National Young Scholars Program
- 16 winners in Citizens Bank Expressions of Freedom writing contest

Pittsburgh Grandview K-5

Neighborhood school

845 McLain St., 15210

Allentown

412-488-6605

Principal: Ethel Flam

Number of teachers: 19

Enrollment/Attendance

270 students (1/11)

District average (K-5): 333

African-American: 70.7%

White: 19.3%

Multi-ethnic: 9.3%

Other: 0.7%

Principal stability: 1 principal in the last four years

Student daily attendance: 92.7%

Teacher daily attendance: 93.0%

Special education staff 2011-12

Learning support

Emotional support

Life skills support

Family income status

88.8% of students eligible for free/reduced lunch

District average (K-5): 73.7%

Student disciplinary actions 2009-10

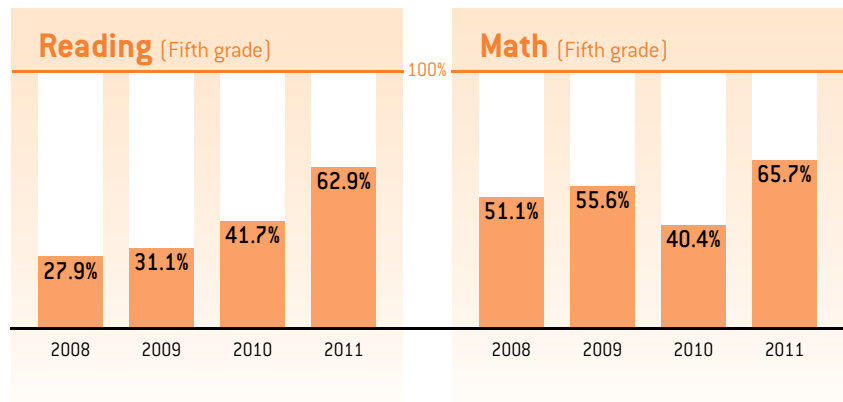
For violence, weapons, and controlled substances

Number of incidents per 100 students: 14.9

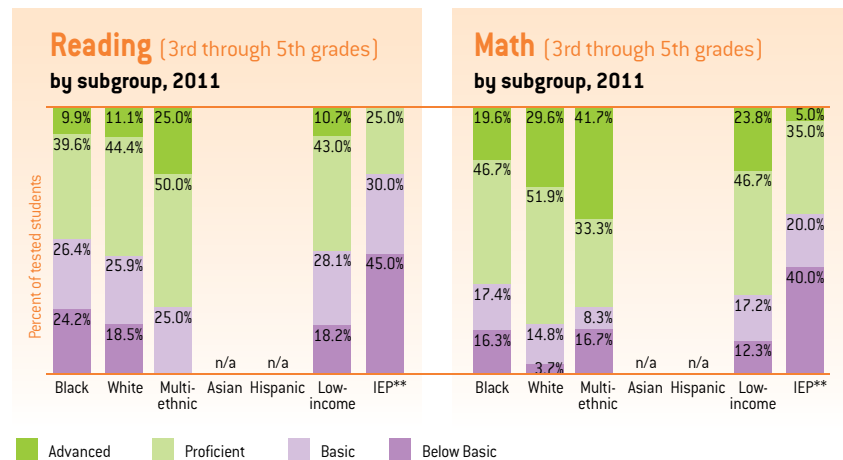
Percentage of students at Proficient/Advanced levels on PSSA tests

Grandview	Grade 3	District*	Grade 4	District*	Grade 5	District*
Reading 2011	50.0%	63.6%	50.0%	62.5%	62.9%	56.6%
Math 2011	66.7	74.2	79.1	79.0	65.7	67.4
Science 2011	n/a	n/a	52.3	65.7	n/a	n/a
Writing 2011	n/a	n/a	n/a	n/a	20.0	51.4

*All district elementary and K-8 schools



Percentage of students at each PSSA achievement level



** Students with an Individual Education Plan (IEP) for special education, excluding students identified as "gifted"

Special accomplishments

- Chorus members performed for CASA fundraiser
- Kindergartners collected 100 canned goods for Greater Pittsburgh Community Food Bank to mark 100th day of school
- Carson scholarship recipient

Pittsburgh Liberty K-5

International Studies magnet school

601 Filbert St., 15232
Shadyside
412-622-8450

Principal: Barbara Soroczak
Number of teachers: 24

Enrollment/Attendance

402 students (1/11)
District average (K-5): 333

African-American: 63.2%
White: 25.1%
Multi-ethnic: 7.2%
Asian: 2.5%
Other: 2.0%

Principal stability: 2 principals in the last four years

Student daily attendance: 95.8%
Teacher daily attendance: 91.8%

Special education staff 2011-12

Learning support
Autism support

Family income status

52.2% of students eligible for free/reduced lunch
District average (K-5): 73.7%

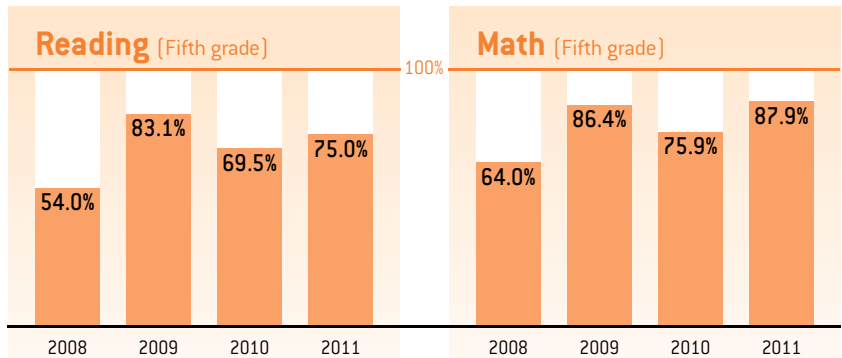
Student disciplinary actions 2009-10

For violence, weapons, and controlled substances
Number of incidents per 100 students: 4.4

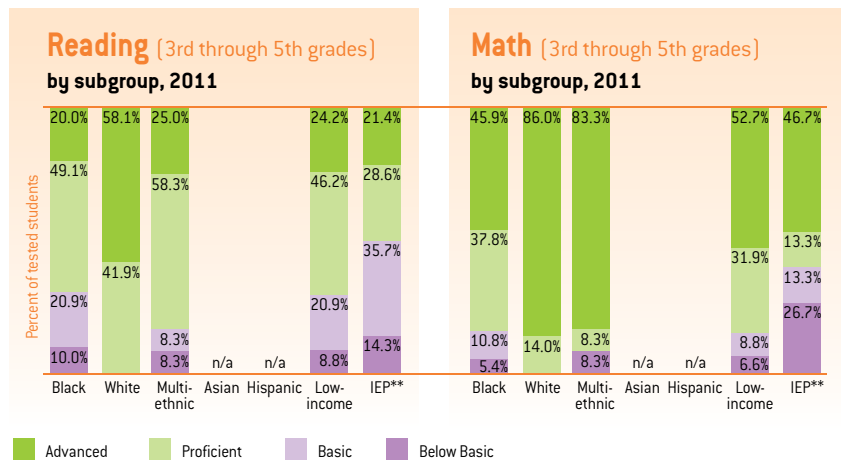
Percentage of students at Proficient/Advanced levels on PSSA tests

Liberty	Grade 3	District*	Grade 4	District*	Grade 5	District*
Reading 2011	81.0%	63.6%	79.2%	62.5%	75.0%	56.6%
Math 2011	87.3	74.2	92.3	79.0	87.9	67.4
Science 2011	n/a	n/a	86.8	65.7	n/a	n/a
Writing 2011	n/a	n/a	n/a	n/a	75.8	51.4

*All district elementary and K-8 schools



Percentage of students at each PSSA achievement level



** Students with an Individual Education Plan (IEP) for special education, excluding students identified as "gifted"

Special accomplishments

- 2010-11 Interscholastic girls' track champions
- Teacher's video podcast won national foreign language teachers award

Pittsburgh Linden K-5

International Studies magnet school (2 magnets in 2011-12)

725 S. Linden Ave., 15208
Point Breeze
412-665-3996
Principal: Victoria Burgess
Number of teachers: 26

Enrollment/Attendance

416 students (1/11)
District average (K-5): 333

African-American: 59.6%
White: 30.5%
Multi-ethnic: 5.8%
Asian: 3.4%
Other: 0.7%

Principal stability: 2 principals in the last four years

Student daily attendance: 95.7%
Teacher daily attendance: 91.4%

Special education staff 2011-12

Learning support
Autism support

Family income status

48.1% of students eligible for free/reduced lunch
District average (K-5): 73.7%

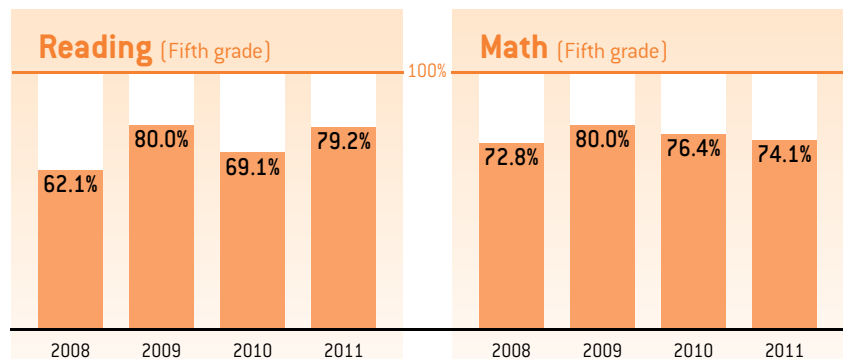
Student disciplinary actions 2009-10

For violence, weapons, and controlled substances
Number of incidents per 100 students: 7.4

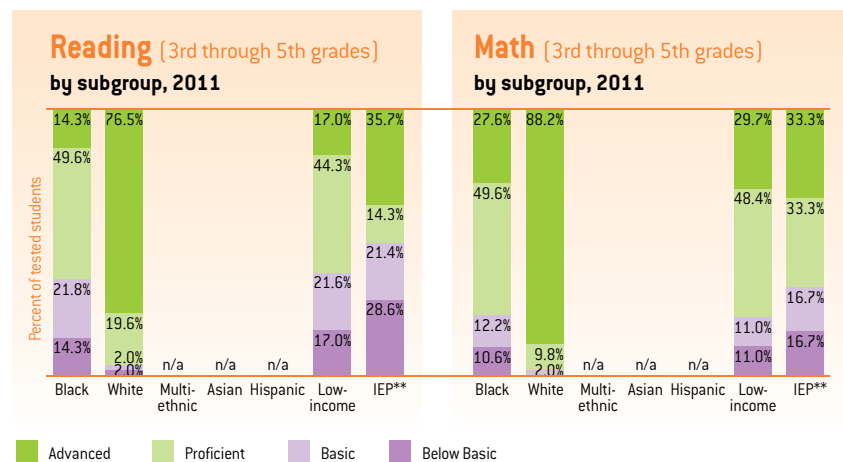
Percentage of students at Proficient/Advanced levels on PSSA tests

Linden	Grade 3	District*	Grade 4	District*	Grade 5	District*
Reading 2011	71.6%	63.6%	72.6%	62.5%	79.2%	56.6%
Math 2011	80.6	74.2	95.4	79.0	74.1	67.4
Science 2011	n/a	n/a	76.5	65.7	n/a	n/a
Writing 2011	n/a	n/a	n/a	n/a	61.8	51.4

*All district elementary and K-8 schools



Percentage of students at each PSSA achievement level



** Students with an Individual Education Plan (IEP) for special education, excluding students identified as "gifted"

Special accomplishments

- 2010-11 Interscholastic boys' track champions
- Dancing Classrooms competition winner

Pittsburgh Miller PreK-5

Neighborhood school with an African focus

2055 Bedford Ave., 15219

Hill District

412-338-3830

Principal: Margaret Starkes-Ross

Number of teachers: 18

Enrollment/Attendance

241 students (1/11)

District average (K-5): 333

African-American: 97.9%

Other: 2.1%

Principal stability: 2 principals in the last four years

Student daily attendance: 92.5%

Teacher daily attendance: 95.3%

Special education staff 2011-12

Learning support

Emotional support

Family income status

93.3% of students eligible for free/reduced lunch

District average (K-5): 73.7%

Student disciplinary actions 2009-10

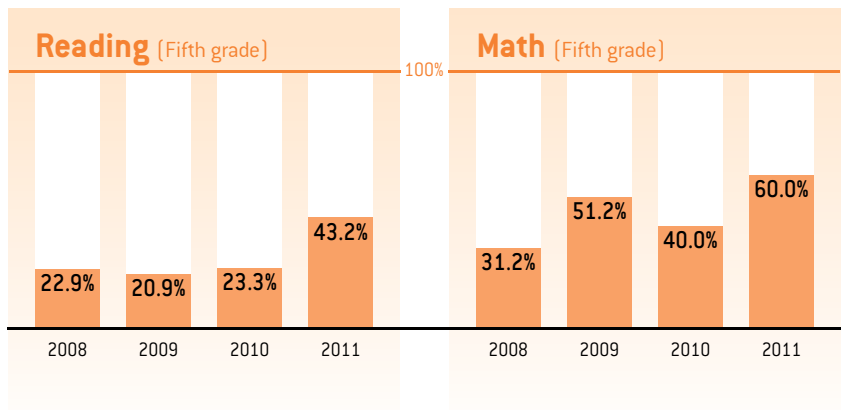
For violence, weapons, and controlled substances

Number of incidents per 100 students: 4.3

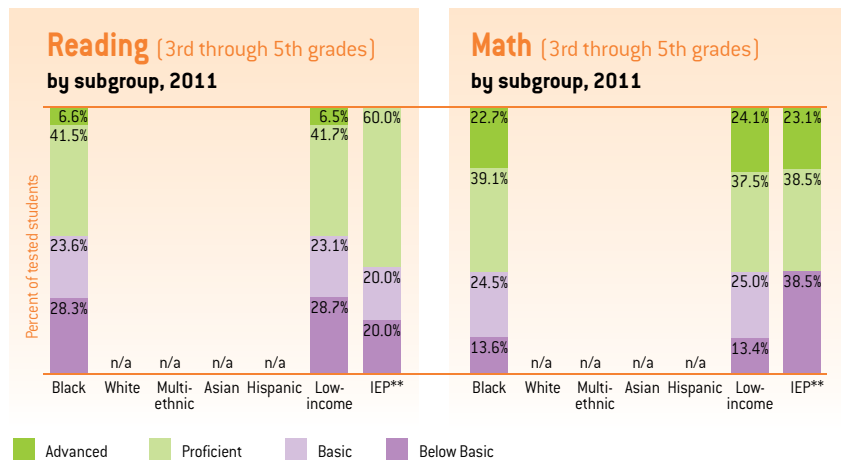
Percentage of students at Proficient/Advanced levels on PSSA tests

Miller	Grade 3	District*	Grade 4	District*	Grade 5	District*
Reading 2011	58.3%	63.6%	44.8%	62.5%	43.2%	56.6%
Math 2011	63.9	74.2	62.5	79.0	60.0	67.4
Science 2011	n/a	n/a	59.5	65.7	n/a	n/a
Writing 2011	n/a	n/a	n/a	n/a	27.7	51.4

*All district elementary and K-8 schools



Percentage of students at each PSSA achievement level



** Students with an Individual Education Plan (IEP) for special education, excluding students identified as "gifted"

Special accomplishments

- Collaboration with August Wilson Center for African American Culture

Pittsburgh Minadeo PreK-5

Neighborhood school with an “English as a Second Language” program

6502 Lilac St., 15217

Squirrel Hill

412-422-3520

Principal: Melissa Wagner

Number of teachers: 33

Enrollment/Attendance

561 students (1/11)

District average (K-5): 333

African-American: 42.4%

White: 38.9%

Multi-ethnic: 7.7%

Asian: 8.9%

Hispanic: 1.8%

Other: 0.4%

Principal stability: 2 principals in the last four years

Student daily attendance: 93.8%

Teacher daily attendance: 89.1%

Special education staff 2011-12

Learning support

Emotional support

Autism support

Family income status

50.2% of students eligible for free/reduced lunch

District average (K-5): 73.7%

Student disciplinary actions 2009-10

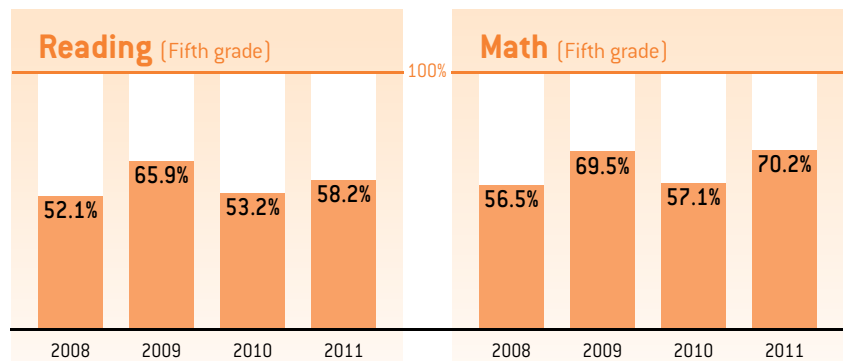
For violence, weapons, and controlled substances

Number of incidents per 100 students: 1.9

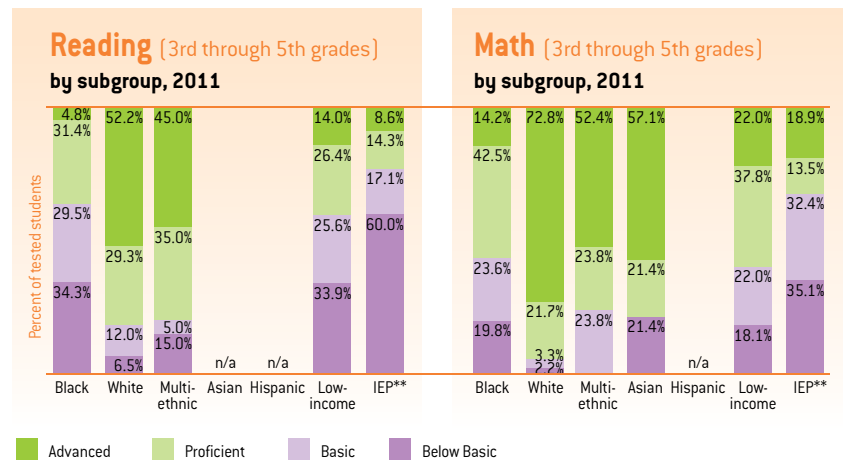
Percentage of students at Proficient/Advanced levels on PSSA tests

Minadeo	Grade 3	District*	Grade 4	District*	Grade 5	District*
Reading 2011	61.4%	63.6%	60.6%	62.5%	58.2%	56.6%
Math 2011	78.6	74.2	75.0	79.0	70.2	67.4
Science 2011	n/a	n/a	66.7	65.7	n/a	n/a
Writing 2011	n/a	n/a	n/a	n/a	51.2	51.4

*All district elementary and K-8 schools



Percentage of students at each PSSA achievement level



** Students with an Individual Education Plan (IEP) for special education, excluding students identified as “gifted”

Special accomplishments

- 4th grade winner, 4th & 5th grade finalists in 24 Challenge math competition
- UPMC Stand Together for Dignity & Respect Anti-Bullying Campaign poster contest winner

Pittsburgh Morrow PreK-5

Neighborhood school

1611 Davis Ave., 15212
Brighton Heights
412-734-6600

Principal: Alivia Clark
Number of teachers: 25

Enrollment/Attendance

382 students (1/11)
District average (K-5): 333

African-American: 56.8%
White: 30.1%
Multi-ethnic: 12.0%
Other: 1.0%

Principal stability: 2 principals
in the last four years

Student daily attendance: 92.4%
Teacher daily attendance: 90.5%

Special education staff 2011-12

Learning support
Emotional support

Family income status

85.4% of students eligible for
free/reduced lunch
District average (K-5): 73.7%

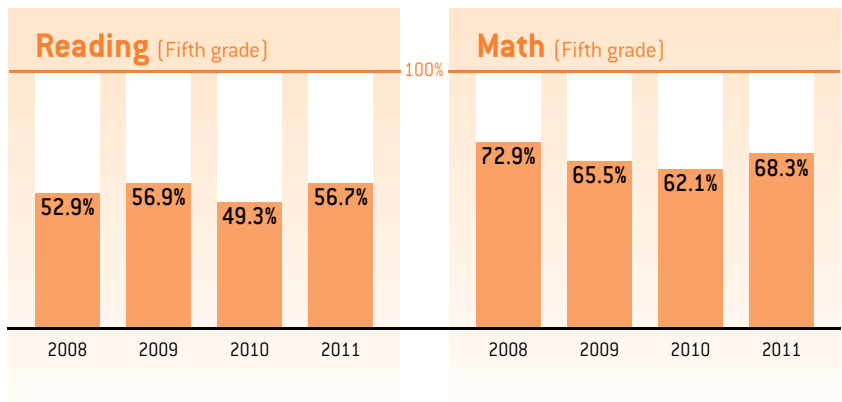
Student disciplinary actions 2009-10

For violence, weapons, and controlled substances
Number of incidents per 100
students: 1.2

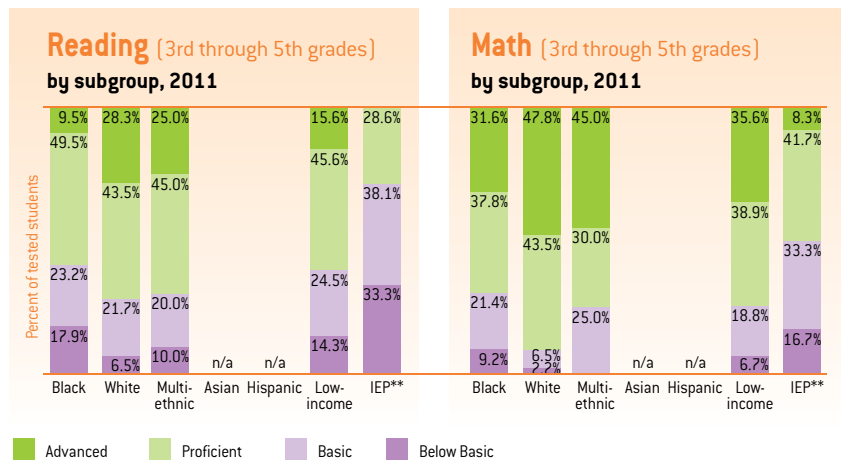
Percentage of students at Proficient/Advanced levels on PSSA tests

Morrow	Grade 3	District*	Grade 4	District*	Grade 5	District*
Reading 2011	66.7%	63.6%	69.6%	62.5%	56.7%	56.6%
Math 2011	79.2	74.2	81.4	79.0	68.3	67.4
Science 2011	n/a	n/a	69.5	65.7	n/a	n/a
Writing 2011	n/a	n/a	n/a	n/a	55.7	51.4

*All district elementary and K-8 schools



Percentage of students at each PSSA achievement level



** Students with an Individual Education Plan (IEP) for special education, excluding students identified as "gifted"

Special accomplishments

- UPMC Stand Together for Dignity & Respect Anti-Bullying Campaign essay contest winner
- Carson scholarship recipient

Pittsburgh Phillips K-5

Neighborhood school with an International Studies magnet program

1901 Sarah St., 15203

Southside

412-488-5190

Principal: Rodney Necciai

Number of teachers: 17

Enrollment/Attendance

321 students (1/11)

District average (K-5): 333

African-American: 36.4%

White: 48.3%

Multi-ethnic: 10.0%

Hispanic: 4.4%

Other: 0.9%

Principal stability: 1 principal in the last four years

Student daily attendance: 94.6%

Teacher daily attendance: 92.4%

Special education staff 2011-12

Learning support

Family income status

59.3% of students eligible for free/reduced lunch

District average (K-5): 73.7%

Student disciplinary actions 2009-10

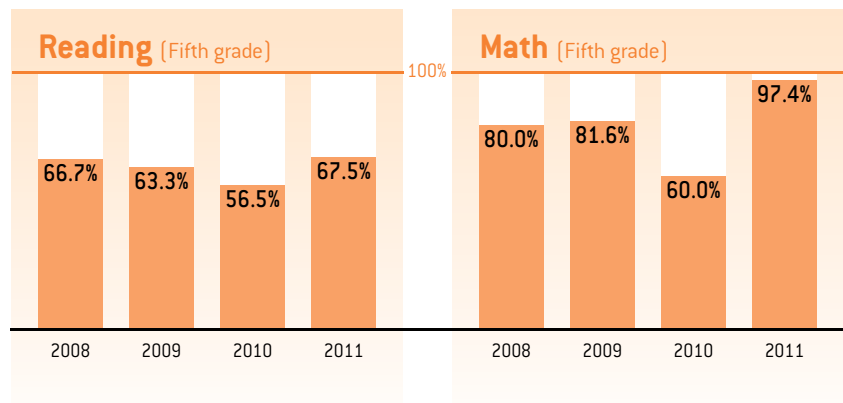
For violence, weapons, and controlled substances

Number of incidents per 100 students: 1

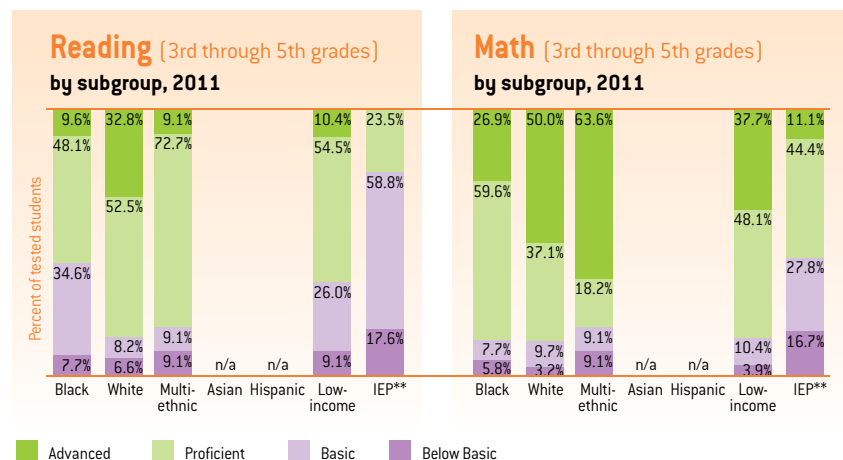
Percentage of students at Proficient/Advanced levels on PSSA tests

Phillips	Grade 3	District*	Grade 4	District*	Grade 5	District*
Reading 2011	73.5%	63.6%	80.4%	62.5%	67.5%	56.6%
Math 2011	85.7	74.2	79.2	79.0	97.4	67.4
Science 2011	n/a	n/a	74.5	65.7	n/a	n/a
Writing 2011	n/a	n/a	n/a	n/a	53.5	51.4

*All district elementary and K-8 schools



Percentage of students at each PSSA achievement level



** Students with an Individual Education Plan (IEP) for special education, excluding students identified as "gifted"

Special accomplishments

- Dancing Classrooms competition winner
- Carson scholarship recipient

Pittsburgh Roosevelt PreK-5

Neighborhood school housed in two buildings

Primary campus (PreK-1):
200 The Boulevard, 15210
Carrick
412-885-7788

Intermediate campus (2-5):
17 W. Cherryhill St., 15210
Carrick
412-885-7780

Principal: Vincent Lewandowski
Number of teachers: 27

Enrollment/Attendance

493 students (1/11)
District average (K-5): 333

African-American: 25.6%
White: 65.7%
Multi-ethnic: 7.5%
Other: 1.2%

Principal stability: 1 principal in the last four years

Student daily attendance: 93.7%
Teacher daily attendance: 87.8%

Special education staff 2011-12

Learning support

Family income status

77.1% of students eligible for free/reduced lunch
District average (K-5): 73.7%

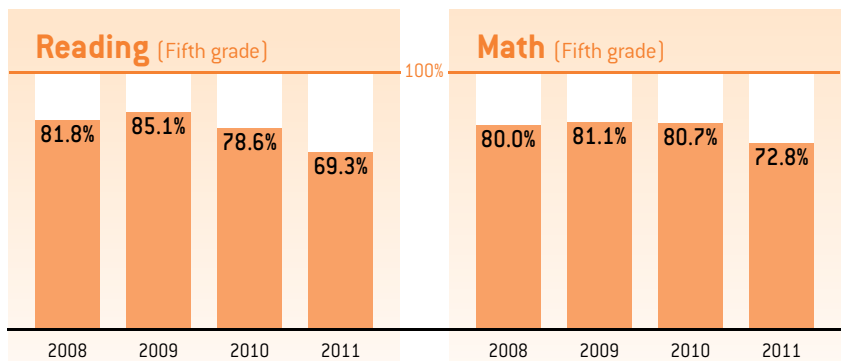
Student disciplinary actions 2009-10

For violence, weapons, and controlled substances
Number of incidents per 100 students: 5.2

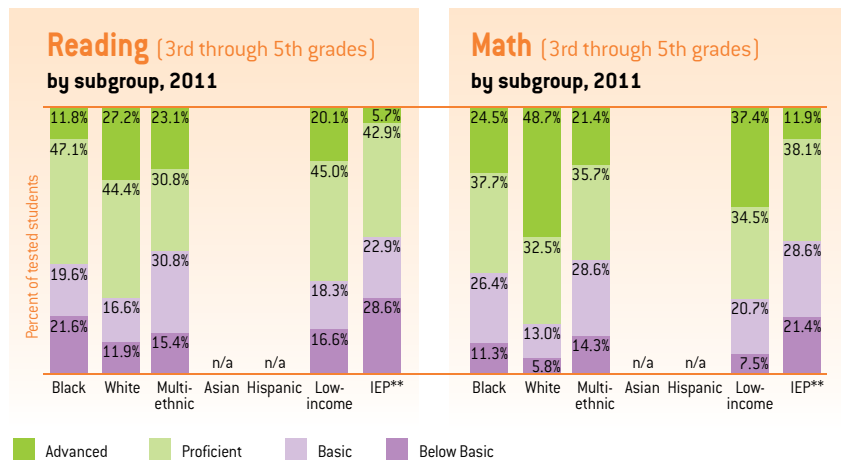
Percentage of students at Proficient/Advanced levels on PSSA tests

Roosevelt	Grade 3	District*	Grade 4	District*	Grade 5	District*
Reading 2011	65.5%	63.6%	69.0%	62.5%	69.3%	56.6%
Math 2011	76.2	74.2	78.0	79.0	72.8	67.4
Science 2011	n/a	n/a	72.3	65.7	n/a	n/a
Writing 2011	n/a	n/a	n/a	n/a	59.8	51.4

*All district elementary and K-8 schools



Percentage of students at each PSSA achievement level



** Students with an Individual Education Plan (IEP) for special education, excluding students identified as "gifted"

Special accomplishments

- Students sent letters and gifts to deployed soldiers through Operation Gratitude
- Students raised money and collected goods for Greater Pittsburgh Community Food Bank

Pittsburgh Spring Hill K-5

Neighborhood school

1351 Damas St., 15212
Spring Hill
412-323-3000

Principal: Todd Van Horn
Number of teachers: 14

Enrollment/Attendance

318 students (1/11)
District average (K-5): 333

African-American: 45.3%
White: 40.6%
Multi-ethnic: 10.7%
Other: 3.5%

Principal stability: 1 principal in
the last four years

Student daily attendance: 90.5%
Teacher daily attendance: 95.9%

Special education staff 2011-12

Learning support

Family income status

89.1% of students eligible for
free/reduced lunch
District average (K-5): 73.7%

Student disciplinary actions 2009-10

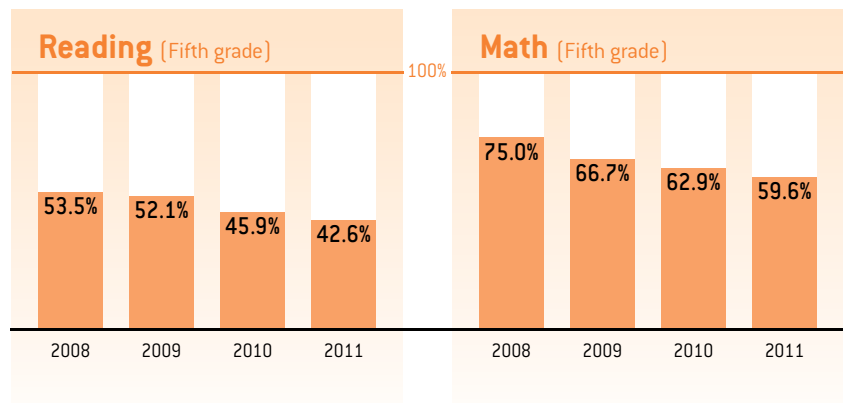
For violence, weapons, and controlled substances

Number of incidents per 100
students: 5.3

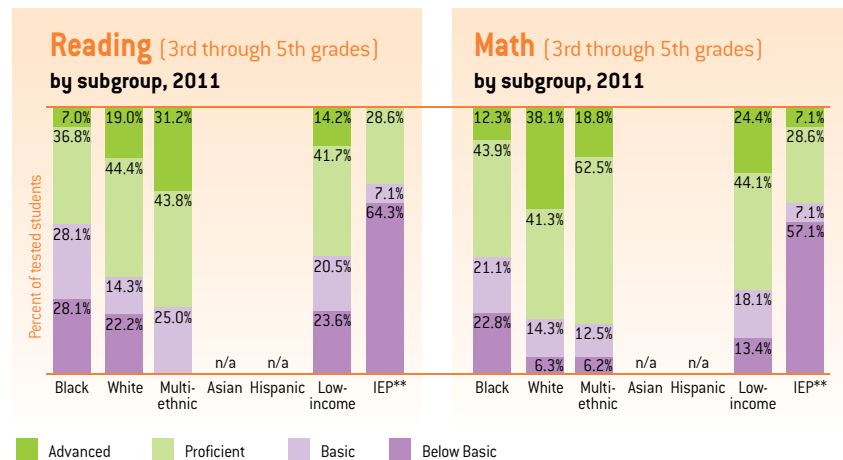
Percentage of students at Proficient/Advanced levels on PSSA tests

Spring Hill	Grade 3	District*	Grade 4	District*	Grade 5	District*
Reading 2011	76.2%	63.6%	56.0%	62.5%	42.6%	56.6%
Math 2011	71.4	74.2	80.0	79.0	59.6	67.4
Science 2011	n/a	n/a	59.3	65.7	n/a	n/a
Writing 2011	n/a	n/a	n/a	n/a	36.7	51.4

*All district elementary and K-8 schools



Percentage of students at each PSSA achievement level



**Students with an Individual Education Plan (IEP) for special education, excluding students identified as "gifted"

Special accomplishments

- Carson scholarship recipient

Pittsburgh Weil PreK-5 (An Accelerated Learning Academy)

Neighborhood school

2250 Centre Ave., 15219

Hill District

412-338-3840

Principal: Shemeca Crenshaw

Number of teachers: 18

Enrollment/Attendance

285 students (1/11)

District average (K-5): 333

African-American: 97.5%

Other: 2.5%

Principal stability: 3 principals in the last four years

Student daily attendance: 91.4%

Teacher daily attendance: 93.1%

Special education staff 2011-12

Learning support

Emotional support

Family income status

93.2% of students eligible for free/reduced lunch

District average (K-5): 73.7%

Student disciplinary actions 2009-10

For violence, weapons, and controlled substances

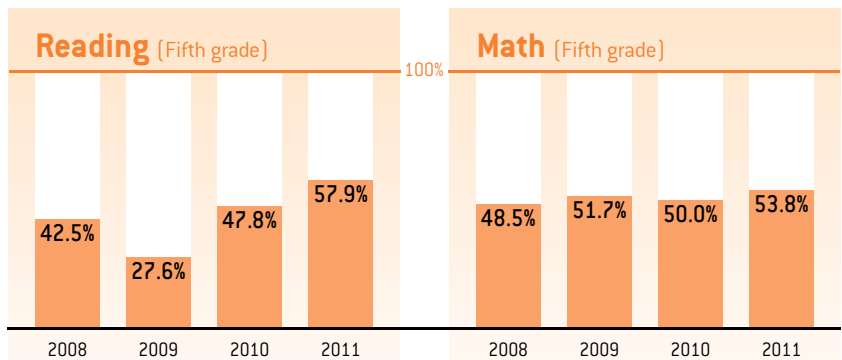
Number of incidents per 100

students: 2.8

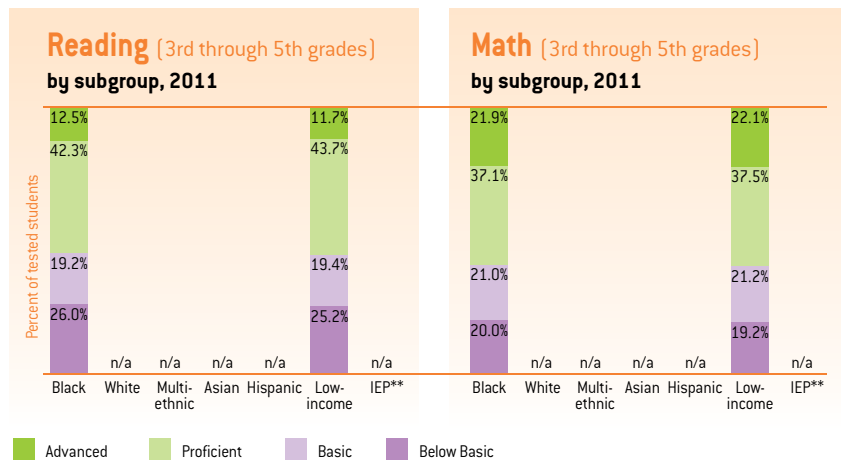
Percentage of students at Proficient/Advanced levels on PSSA tests

Weil	Grade 3	District*	Grade 4	District*	Grade 5	District*
Reading 2011	63.3%	63.6%	47.4%	62.5%	57.9%	56.6%
Math 2011	63.3	74.2	63.2	79.0	53.8	67.4
Science 2011	n/a	n/a	50.0	65.7	n/a	n/a
Writing 2011	n/a	n/a	n/a	n/a	45.5	51.4

**All district elementary and K-8 schools*



Percentage of students at each PSSA achievement level



*** Students with an Individual Education Plan (IEP) for special education, excluding students identified as "gifted"*

Special accomplishments

- Veterans and Target volunteers built classroom literacy stations, Target funded purchase of books
- Teacher won Roy A. Hunt Foundation Award for Commitment to Education in the Arts and Humanities

Pittsburgh West Liberty K-5

Neighborhood school

785 Dunster St., 15226

Brookline

412-571-7420

Principal: Kathy Moran

Number of teachers: 17

Enrollment/Attendance

262 students (1/11)

District average (K-5): 333

African-American: 13.0%

White: 76.0%

Multi-ethnic: 7.3%

Other: 3.8%

Principal stability: 2 principals
in the last four years

Student daily attendance: 95.9%

Teacher daily attendance: 92.7%

Special education staff 2011-12

Learning support

Autism support

Family income status

49.8% of students eligible for
free/reduced lunch

District average (K-5): 73.7%

Student disciplinary actions 2009-10

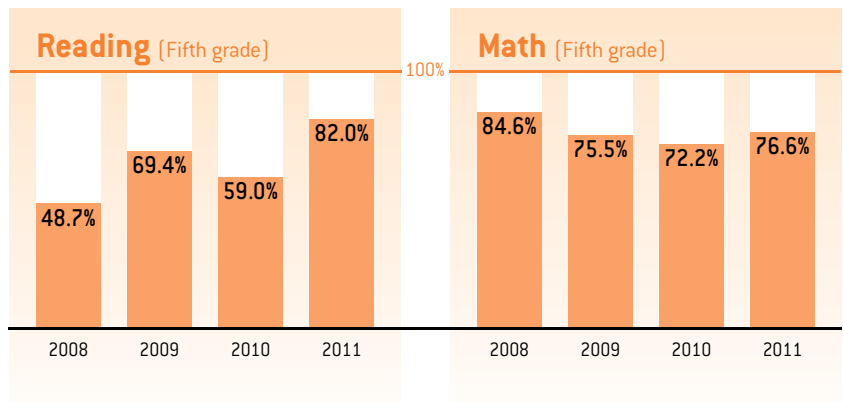
For violence, weapons, and controlled substances

Number of incidents per 100
students: 1.4

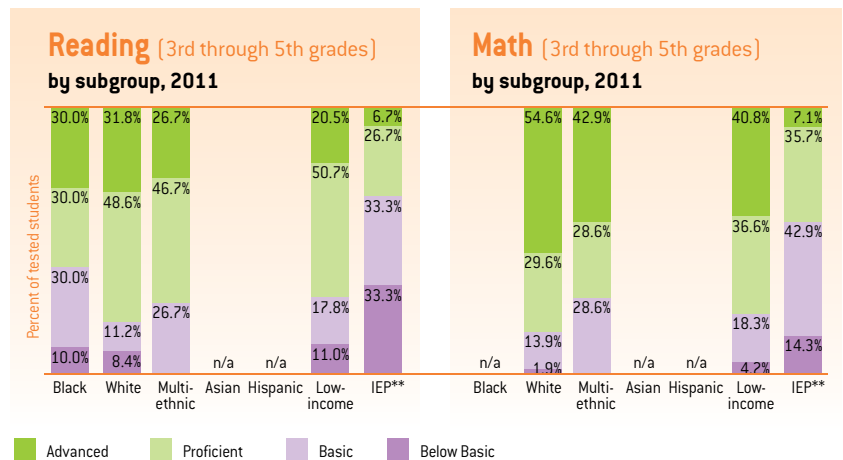
Percentage of students at Proficient/Advanced levels on PSSA tests

West Liberty	Grade 3	District*	Grade 4	District*	Grade 5	District*
Reading 2011	80.9%	63.6%	73.2%	62.5%	82.0%	56.6%
Math 2011	91.5	74.2	81.4	79.0	76.6	67.4
Science 2011	n/a	n/a	71.1	65.7	n/a	n/a
Writing 2011	n/a	n/a	n/a	n/a	71.2	51.4

*All district elementary and K-8 schools



Percentage of students at each PSSA achievement level



** Students with an Individual Education Plan (IEP) for special education, excluding students identified as "gifted"

Special accomplishments

- Dancing Classrooms competition winner
- Students raised money for Autism Speaks and American Heart Association

Pittsburgh Whittier K-5

Neighborhood school

150 Meridan St., 15211
Mt. Washington
412-488-8211

Principal: Elaine Wallace
Number of teachers: 16

Enrollment/Attendance

275 students (1/11)
District average (K-5): 333

African-American: 35.3%
White: 47.6%
Multi-ethnic: 15.3%
Other: 1.8%

Principal stability: 1 principal in the last four years

Student daily attendance: 92.3%
Teacher daily attendance: 94.7%

Special education staff 2011-12

Learning support
Autism support

Family income status

75.6% of students eligible for free/reduced lunch
District average (K-5): 73.7%

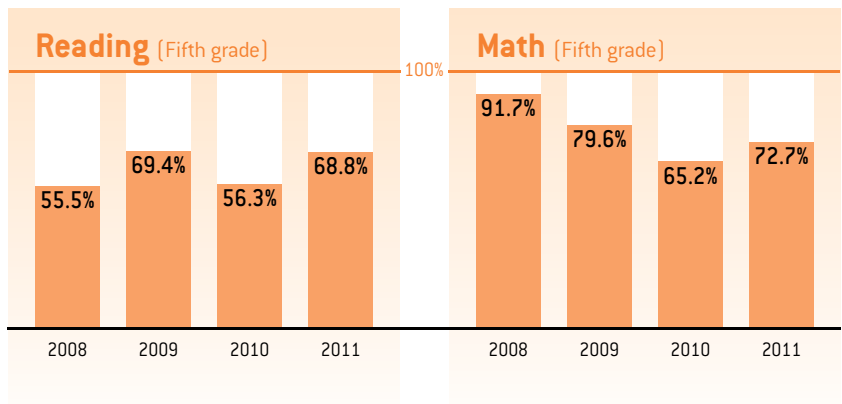
Student disciplinary actions 2009-10

For violence, weapons, and controlled substances
Number of incidents per 100 students: 0.8

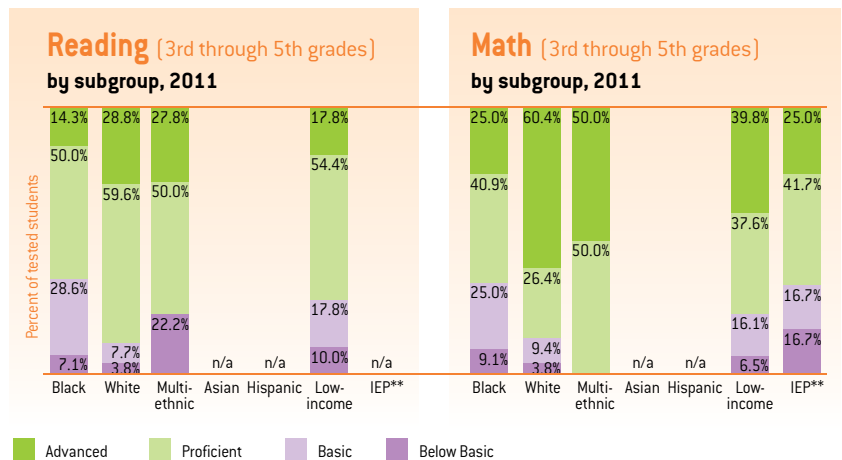
Percentage of students at Proficient/Advanced levels on PSSA tests

Whittier	Grade 3	District*	Grade 4	District*	Grade 5	District*
Reading 2011	88.6%	63.6%	73.7%	62.5%	68.8%	56.6%
Math 2011	84.1	74.2	85.0	79.0	72.7	67.4
Science 2011	n/a	n/a	82.9	65.7	n/a	n/a
Writing 2011	n/a	n/a	n/a	n/a	71.1	51.4

**All district elementary and K-8 schools*



Percentage of students at each PSSA achievement level



*** Students with an Individual Education Plan (IEP) for special education, excluding students identified as "gifted"*

Special accomplishments

- Dancing Classrooms competition winner
- Students raised money for Japan

Pittsburgh Woolslair K-5

Neighborhood school with an “English as a Second Language” program

501 40th St., 15224

Bloomfield

412-623-8800

Principal: Lisa Gallagher

Number of teachers: 15

Enrollment/Attendance

245 students (1/11)

District average (K-5): 333

African-American: 67.8%

White: 23.7%

Multi-ethnic: 5.7%

Other: 2.9%

Principal stability: 3 principals in the last four years

Student daily attendance: 90.5%

Teacher daily attendance: 94.9%

Special education staff 2011-12

Learning support

Emotional support

Family income status

82.5% of students eligible for free/reduced lunch

District average (K-5): 73.7%

Student disciplinary actions 2009-10

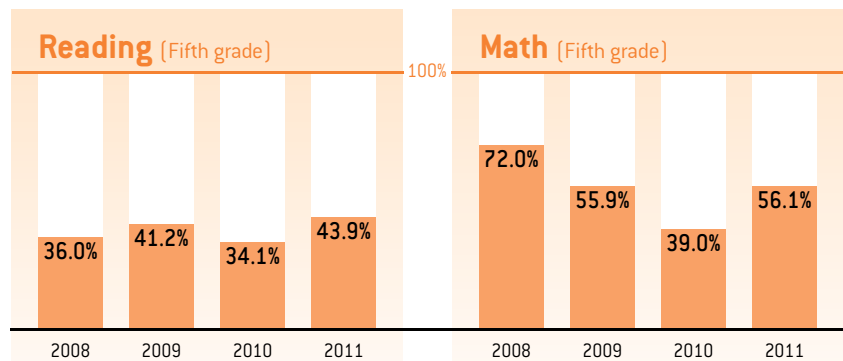
For violence, weapons, and controlled substances

Number of incidents per 100 students: 8.1

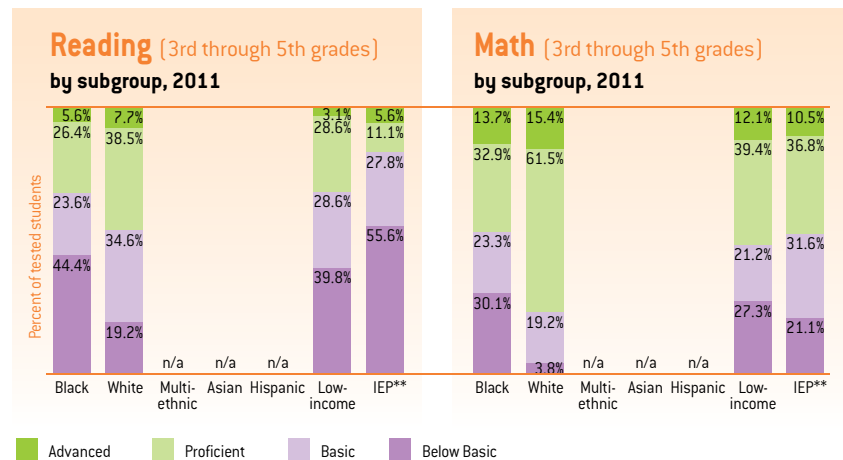
Percentage of students at Proficient/Advanced levels on PSSA tests

Woolslair	Grade 3	District*	Grade 4	District*	Grade 5	District*
Reading 2011	28.9%	63.6%	25.0%	62.5%	43.9%	56.6%
Math 2011	47.4	74.2	51.5	79.0	56.1	67.4
Science 2011	n/a	n/a	41.7	65.7	n/a	n/a
Writing 2011	n/a	n/a	n/a	n/a	35.6	51.4

*All district elementary and K-8 schools



Percentage of students at each PSSA achievement level



** Students with an Individual Education Plan (IEP) for special education, excluding students identified as “gifted”

Special accomplishments

- School won Target/Heart of America library makeover
- Carson scholarship recipient