

# Pittsburgh's middle schools

## In the 2009-10 school year:

The average middle school had 339 students and 25 teachers.

93.0% of middle school students attended school on the average day.

94.4% of middle school teachers attended school on the average day.

75.2% of middle school students were eligible for free or reduced price lunch (a measure of family poverty).

## Stability

Student stability rate: 89.8%

Principal stability, 2007-10:

6 middle schools had 1 principal.

1 school had 2 principals.

## Student disciplinary actions 2008-09

*For violence, weapons, and controlled substances*

Average number of incidents per 100 students: 25.6

## Special education\*

### PSSA participation: Percentage of students who took PSSAs

Reading (6th through 8th grades): 97.6%

Math (6th through 8th grades): 98.0%

### PASA participation 2008-09: Number of students who took PASAs

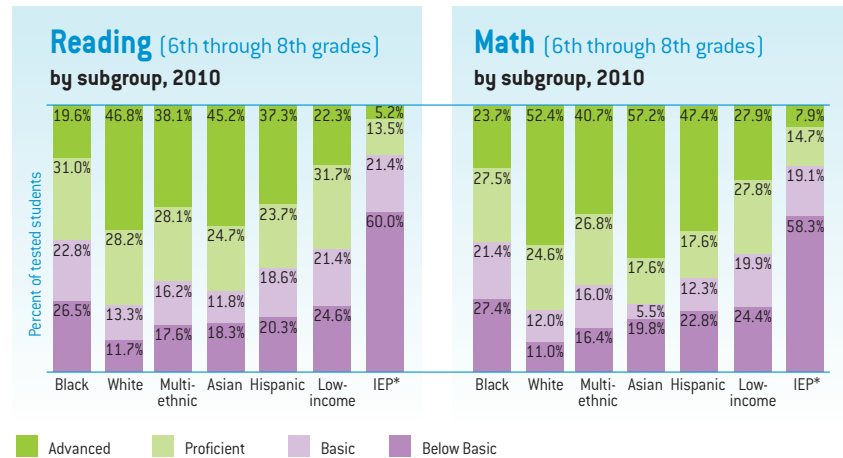
*PASA is an alternate state test in reading and math.*

8th grade: 44

## Percentage of students at Proficient/Advanced levels on PSSA tests (middle, K-8, and 6-12)

	District	State
Reading 2010 (6th through 8th)	60.3%	74.8%
Math 2010 (6th through 8th)	61.7	77.0
Science 2010 (8th)	32.1	57.2
Writing 2010 (8th)	60.4	75.2

## Percentage of students at each PSSA achievement level (middle, K-8, and 6-12)



\* Students with an Individual Education Plan (IEP) for special education, excluding students identified as "gifted." Numbers and percents refer to all students at that grade level, whether they attend a middle, K-8, or 6-12 school.

# Pittsburgh Allegheny 6-8

Traditional Academy  
magnet school

810 Arch St., 15212

Allegheny Center

412-323-4115

Principal: Toni Kendrick

Number of teachers: 23

## Enrollment/Attendance

306 students (1/10)

District average (middle): 339

African-American: 59.5%

White: 31.7%

Multi-ethnic: 6.9%

Other: 2.0%

Student stability rate: 95.6%

Principal stability: 1 principal in  
the last four years

Student daily attendance: 94.3%

Teacher daily attendance: 95.1%

## Special education staff 2010-11

Learning support

## Family income status

82.0% of students eligible for  
free/reduced lunch

District average (middle): 75.2%

## Student disciplinary actions 2008-09

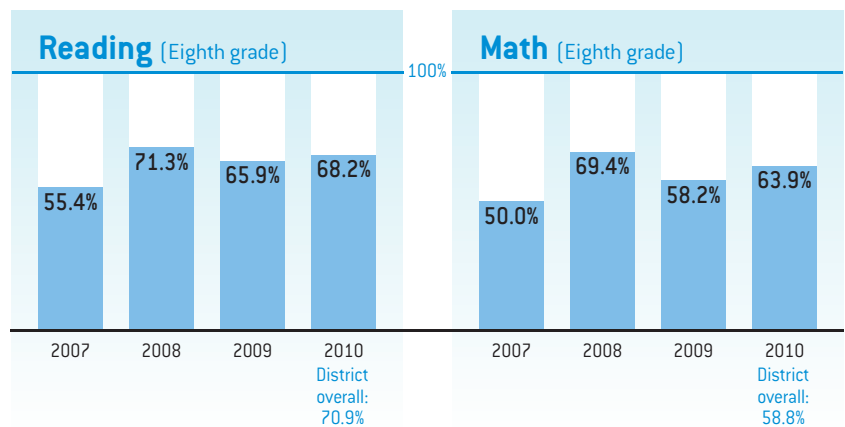
*For violence, weapons, and controlled substances*

Number of incidents per 100  
students: 67.2

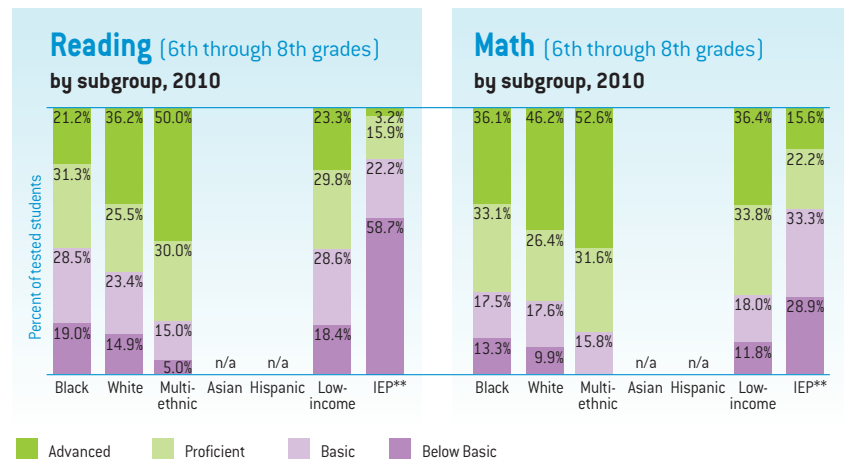
## Percentage of students at Proficient/Advanced levels on PSSA tests

	Allegheny	Districtwide*
Reading 2010 (6th)	51.4%	52.9%
Math 2010 (6th)	77.1	65.5
Science 2010 (8th)	28.5	32.1
Writing 2010 (8th)	38.6	60.4

\*All district middle, K-8, and 6-12 schools



## Percentage of students at each PSSA achievement level



\*\*Students with an Individual Education Plan (IEP) for special education, excluding students identified as "gifted"

## Special accomplishments

- Student performed at Urban League's National Achievement Society ceremony
- 7th grader was city finalist, 24 Challenge math competition
- Student won 1st place, Do the Write Thing Challenge

# Pittsburgh Arsenal 6-8

Neighborhood school with an “English as a Second Language” program

220 40th St., 15201  
Lawrenceville  
412-622-5740

Principal: Debra Rucki  
Number of teachers: 29

## Enrollment/Attendance

299 students (1/10)  
District average (middle): 339

African-American: 77.6%  
White: 12.0%  
Asian: 6.7%  
Other: 3.7%

Student stability rate: 79.1%  
Principal stability: 1 principal in the last four years

Student daily attendance: 92.2%  
Teacher daily attendance: 95.7%

## Special education staff 2010-11

Learning support  
Life skills support

## Family income status

93.6% of students eligible for free/reduced lunch  
District average (middle): 75.2%

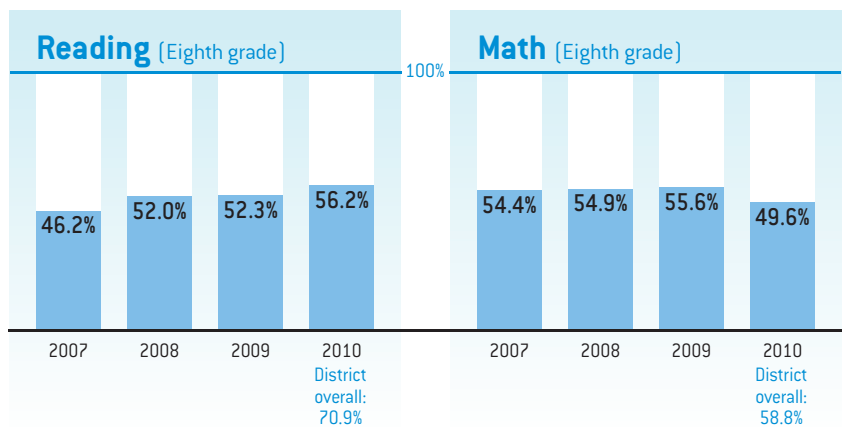
## Student disciplinary actions 2008-09

*For violence, weapons, and controlled substances*  
Number of incidents per 100 students: 21.9

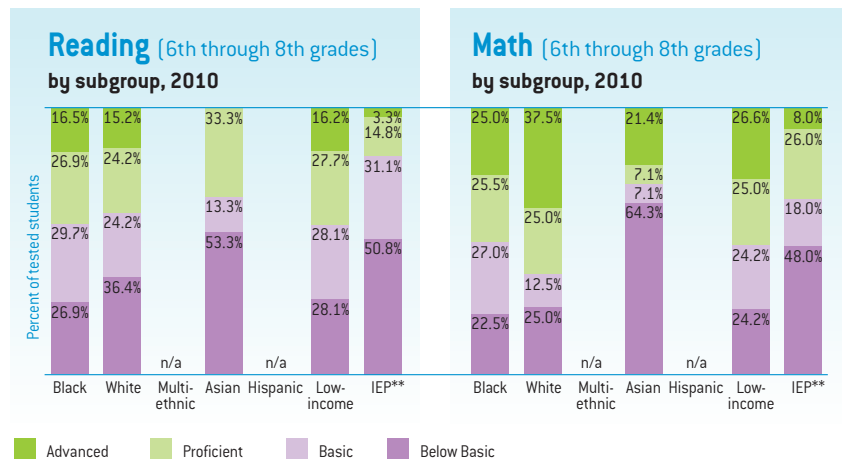
## Percentage of students at Proficient/Advanced levels on PSSA tests

	Arsenal	Districtwide*
Reading 2010 (6th)	25.7%	52.9%
Math 2010 (6th)	50.7	65.5
Science 2010 (8th)	11.7	32.1
Writing 2010 (8th)	54.7	60.4

\*All district middle, K-8, and 6-12 schools



## Percentage of students at each PSSA achievement level



\*\*Students with an Individual Education Plan (IEP) for special education, excluding students identified as “gifted”

## Special accomplishments

- 2009-10 Interscholastic wrestling champions
- First in Math top scoring team

# Pittsburgh Classical 6-8

Classical Academy  
magnet school

1463 Chartiers Ave., 15220  
Crafton Heights  
412-928-3110  
Principal: Valerie Merlo  
Number of teachers: 24

## Enrollment/Attendance

321 students (1/10)  
District average (middle): 339

African-American: 44.5%  
White: 46.7%  
Multi-ethnic: 7.8%  
Other: 0.9%

Student stability rate: 97.0%  
Principal stability: 1 principal in  
the last four years

Student daily attendance: 94.4%  
Teacher daily attendance: 91.4%

## Special education staff 2010-11

Learning support  
Autism support  
Multiple disabilities support

## Family income status

73.5% of students eligible for  
free/reduced lunch  
District average (middle): 75.2%

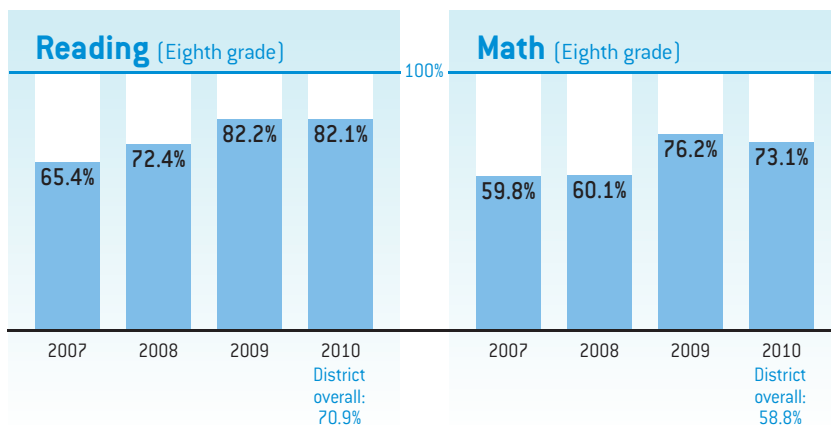
## Student disciplinary actions 2008-09

*For violence, weapons, and controlled substances*  
Number of incidents per 100  
students: 9.2

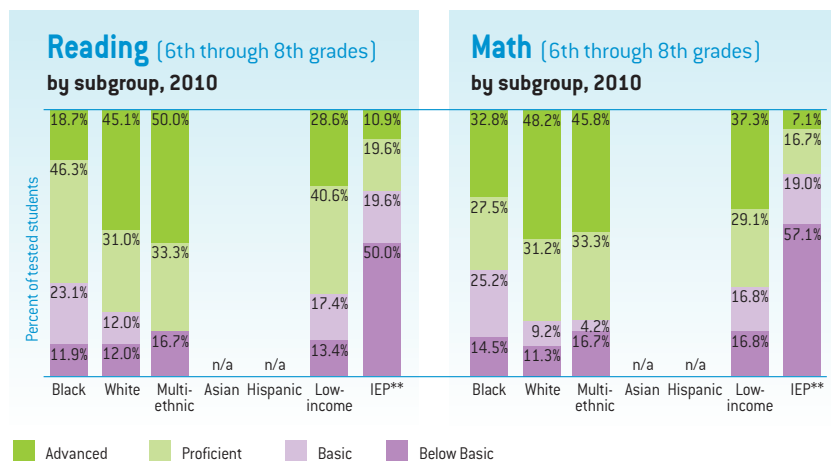
## Percentage of students at Proficient/Advanced levels on PSSA tests

	Classical	Districtwide*
Reading 2010 (6th)	60.2%	52.9%
Math 2010 (6th)	68.6	65.5
Science 2010 (8th)	35.1	32.1
Writing 2010 (8th)	74.8	60.4

\*All district middle, K-8, and 6-12 schools



## Percentage of students at each PSSA achievement level



\*\*Students with an Individual Education Plan (IEP) for special education, excluding students identified as "gifted"

## Special accomplishments

- 2009-10 Interscholastic girls basketball champions
- Carson scholarship recipients
- Citizens Bank Expressions of Freedom writing contest winner

# Pittsburgh Schiller 6-8

Classical Academy  
magnet school

1018 Peralta St., 15212  
East Allegheny  
412-323-4190

Principal: Paula Heinzman  
Number of teachers: 18

## Enrollment/Attendance

216 students (1/10)  
District average (middle): 339

African-American: 61.6%  
White: 31.5%  
Multi-ethnic: 5.6%  
Other: 1.4%

Student stability rate: 90.2%  
Principal stability: 2 principals  
in the last four years

Student daily attendance: 91.1%  
Teacher daily attendance: 96.6%

## Special education staff 2010-11

Learning support  
Therapeutic emotional support

## Family income status

87.5% of students eligible for  
free/reduced lunch  
District average (middle): 75.2%

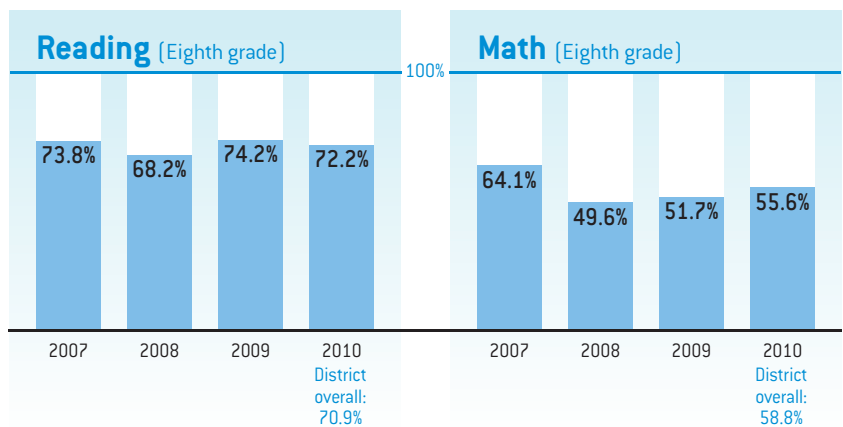
## Student disciplinary actions 2008-09

*For violence, weapons, and controlled substances*  
Number of incidents per 100  
students: 13.1

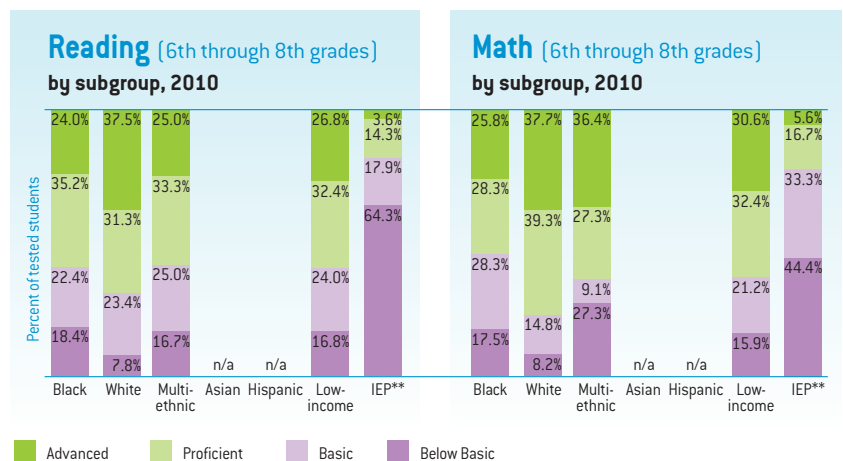
## Percentage of students at Proficient/Advanced levels on PSSA tests

	Schiller	Districtwide*
Reading 2010 (6th)	53.8%	52.9%
Math 2010 (6th)	64.4	65.5
Science 2010 (8th)	20.2	32.1
Writing 2010 (8th)	57.7	60.4

\*All district middle, K-8, and 6-12 schools



## Percentage of students at each PSSA achievement level



\*\*Students with an Individual Education Plan (IEP) for special education, excluding students identified as "gifted"

## Special accomplishments

- Overall Think-A-Thon winner
- 8th grader was city finalist, 24 Challenge math competition
- Citizens Bank Expressions of Freedom writing contest winner

# Pittsburgh South Brook 6-8

Neighborhood school

779 Dunster St., 15226

Brookline

412-572-8170

Principal: Gina Reichert

Number of teachers: 27

## Enrollment/Attendance

402 students (1/10)

District average (middle): 339

African-American: 14.7%

White: 76.6%

Multi-ethnic: 7.0%

Other: 1.7%

Student stability rate: 90.6%

Principal stability: 1 principal in the last four years

Student daily attendance: 92.3%

Teacher daily attendance: 92.7%

## Special education staff 2010-11

Learning support

## Family income status

59.5% of students eligible for free/reduced lunch

District average (middle): 75.2%

## Student disciplinary actions 2008-09

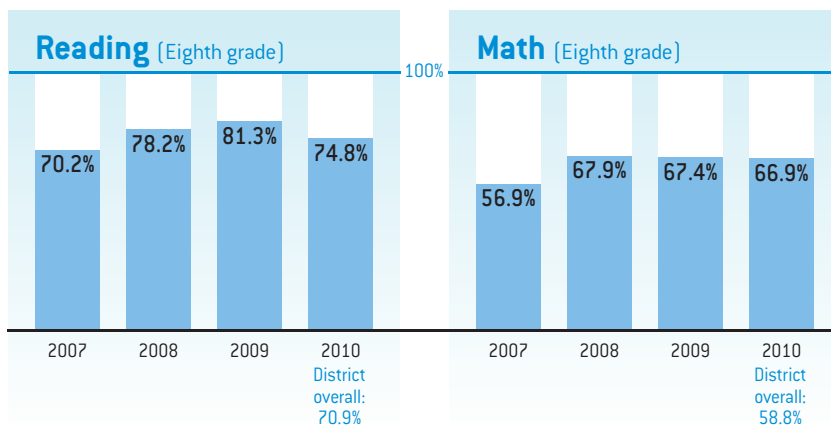
*For violence, weapons, and controlled substances*

Number of incidents per 100 students: 9.9

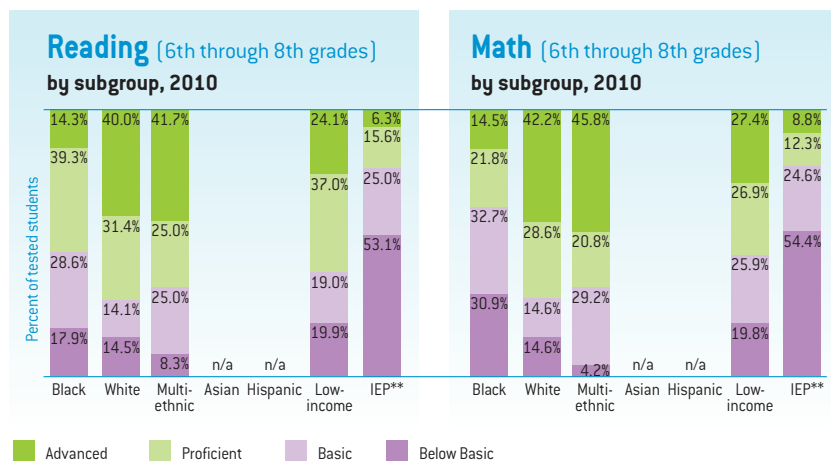
## Percentage of students at Proficient/Advanced levels on PSSA tests

	South Brook	Districtwide*
Reading 2010 (6th)	65.9%	52.9%
Math 2010 (6th)	66.1	65.5
Science 2010 (8th)	46.2	32.1
Writing 2010 (8th)	59.6	60.4

\*All district middle, K-8, and 6-12 schools



## Percentage of students at each PSSA achievement level



\*\*Students with an Individual Education Plan (IEP) for special education, excluding students identified as "gifted"

## Special accomplishments

- 2009-10 Interscholastic boys soccer and volleyball, girls softball champions
- National Tournament of Bands award winners
- Charles Gray Award, Gene Kelly Awards

# Pittsburgh South Hills 6-8

Neighborhood school with an “English as a Second Language” program

595 Crane Ave., 15216  
 Beechview  
 412-572-8130  
 Principal: Deborah Cox  
 Number of teachers: 32

## Enrollment/Attendance

456 students (1/10)  
 District average (middle): 339

African-American: 37.3%  
 White: 48.2%  
 Multi-ethnic: 5.5%  
 Asian: 3.7%  
 Hispanic: 5.3%

Student stability rate: 87.6%  
 Principal stability: 1 principal in the last four years

Student daily attendance: 93.2%  
 Teacher daily attendance: 94.8%

## Special education staff 2010-11

Learning support  
 Therapeutic emotional support  
 Autism support

## Family income status

77.2% of students eligible for free/reduced lunch  
 District average (middle): 75.2%

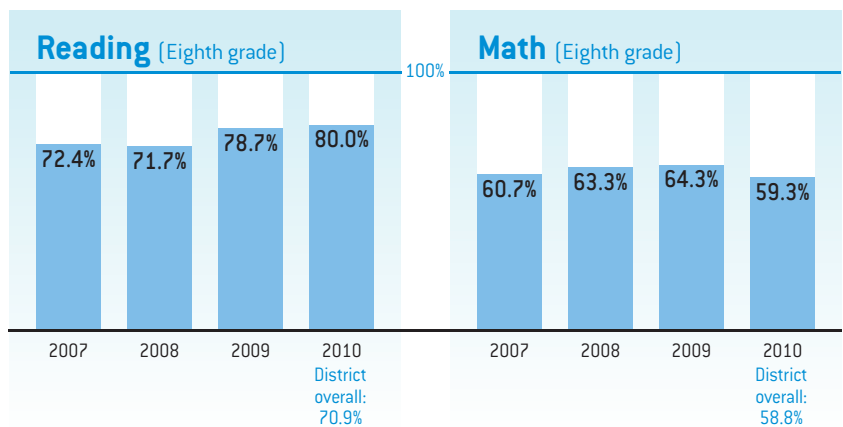
## Student disciplinary actions 2008-09

*For violence, weapons, and controlled substances*  
 Number of incidents per 100 students: 45.5

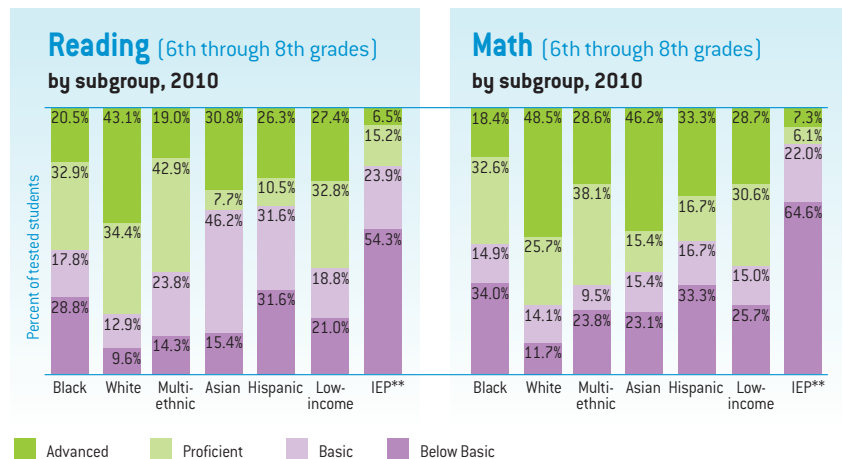
## Percentage of students at Proficient/Advanced levels on PSSA tests

	South Hills	Districtwide*
Reading 2010 (6th)	50.7%	52.9%
Math 2010 (6th)	68.5	65.5
Science 2010 (8th)	37.9	32.1
Writing 2010 (8th)	70.4	60.4

\*All district middle, K-8, and 6-12 schools



## Percentage of students at each PSSA achievement level



\*\* Students with an Individual Education Plan (IEP) for special education, excluding students identified as “gifted”

## Special accomplishments

- 2009-10 Interscholastic boys baseball champions
- Two 2nd place winners, Do the Write Thing Challenge
- Carson scholarship recipients

# Pittsburgh Sterrett 6-8

Neighborhood school with a Classical Academy magnet program

7100 Reynolds St., 15208  
Point Breeze  
412-247-7870  
Principal: Sarah Sumpter  
Number of teachers: 24

## Enrollment/Attendance

376 students (1/10)  
District average (middle): 339

African-American: 61.4%  
White: 30.3%  
Multi-ethnic: 5.6%  
Other: 2.7%

Student stability rate: 91.5%  
Principal stability: 1 principal in the last four years

Student daily attendance: 93.3%  
Teacher daily attendance: 94.9%

## Special education staff 2010-11

Learning support

## Family income status

63.6% of students eligible for free/reduced lunch  
District average (middle): 75.2%

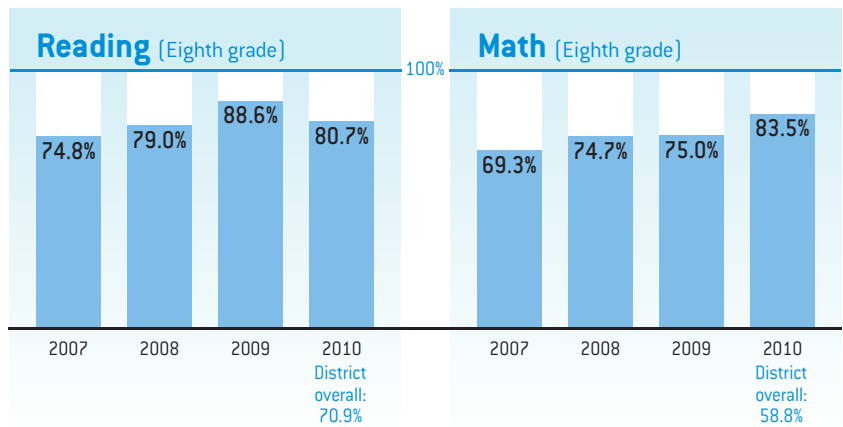
## Student disciplinary actions 2008-09

*For violence, weapons, and controlled substances*  
Number of incidents per 100 students: 12.2

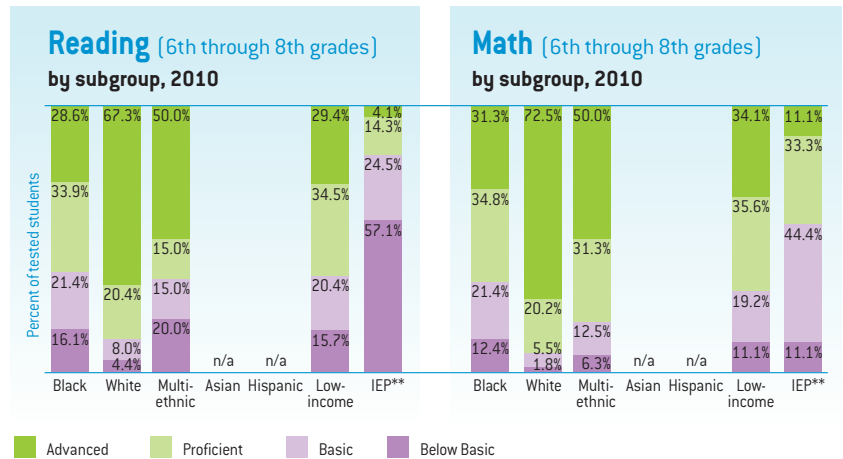
## Percentage of students at Proficient/Advanced levels on PSSA tests

	Sterrett	Districtwide*
Reading 2010 (6th)	67.7%	52.9%
Math 2010 (6th)	77.4	65.5
Science 2010 (8th)	50.5	32.1
Writing 2010 (8th)	82.2	60.4

\*All district middle, K-8, and 6-12 schools



## Percentage of students at each PSSA achievement level



\*\*Students with an Individual Education Plan (IEP) for special education, excluding students identified as "gifted"

## Special accomplishments

- 2009-10 Interscholastic boys cross country champions
- 1st place winner, 2010 PALS World Languages competition
- Citizens Bank Expressions of Freedom writing contest winner