



Online Academy 4-12

4-12 online school

93 S. 10th St., 15203 • Southside • 412-529-3510 • Accessible

Principal: Shemeca Crenshaw

TEACHING	Teaching effectiveness		RESOURCES	Site-based budget		CLIMATE	All students	
	n/a Proficient	n/a Distinguished		n/a Per pupil spending	83% Students absent 18+ days			

Teaching n/a

Teachers feel the school is a good place to work and learn*: **n/a**

Teachers new to the school: **n/a**

Principal stability: **n/a**

Number of counselors: **n/a**

School climate

Parents recommend school*: **n/a**

Student stability rate: **78%**

Students suspended at least once:

Overall: 1%

Black: 2%

White: 0%

Low-income: 1%

IEP**: 0%

Special accomplishments

- [School did not provide this information]

* Based on survey responses

College/trade school readiness

Graduation rate 2014

Overall: 55% (District rate: 74%)

Percentage of seniors eligible for Pittsburgh Promise scholarship (grade point average eligibility only):

Overall: 39%

Black: n/a

White: 36%

Low-income: 33%

IEP**: n/a

Percentage of students taking AP (Advanced Placement) courses:

Overall: 3%

Black: 0%

White: 5%

Low-income: 0%

IEP**: 11%

Percentage of students taking CAS (Centers for Advanced Study) courses:

Overall: 2%

Black: 0%

White: 3%

Low-income: 3%

IEP**: 0%

** Students with an Individual Education Plan (IEP) for special education, excluding students identified as "gifted"

Enrollment 175 students Capture rate n/a

African-American: **38%**, White: **53%**, Multi-ethnic: **7%**, Asian: **2%**, Hispanic: **1%**, IEP**: **17%**

Economically disadvantaged: **67%**

Key outcomes (6-8)

8th grade algebra Students who took algebra by the end of 8th grade: **4 out of 25**

55%
Graduation rate

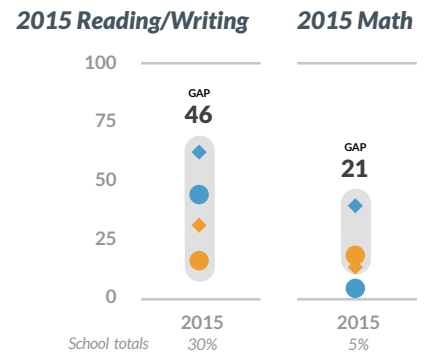
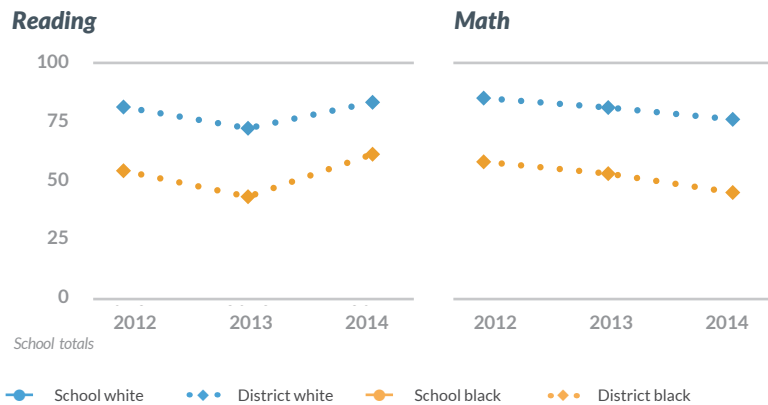
n/a
Attending college/trade school

39%
Eligible for Pittsburgh Promise

Key outcomes (6-8)

Gap in percentage of students at Proficient/Advanced levels on PSSA tests (6th through 8th grades)

Gap: Difference between black achievement at the school and white achievement in the district




2015 test scores aren't comparable to previous years. See page 5. Online Academy opened in 2012. Until 2015, the subgroups of students who took tests were too small for scores to be reported.

Key outcomes (9-12)

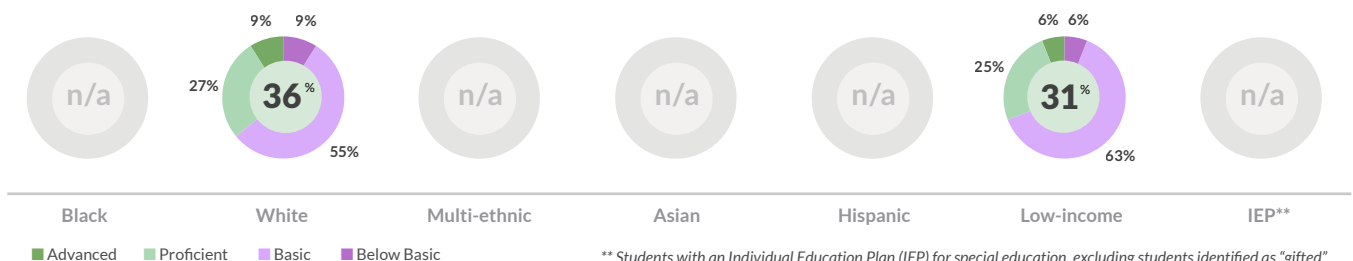
Percentage of students at each Keystone achievement level by the end of 11th grade, 2015

(Middle number: percent Proficient/Advanced)

Literature



Algebra I



** Students with an Individual Education Plan (IEP) for special education, excluding students identified as "gifted"