



# Pittsburgh Online Academy 4-12

4-12 online school

93 S. 10th St., 15203 • Southside • 412-529-3510 • Accessible

Principal: Shemeca Crenshaw

TEACHING	Teaching effectiveness		ACADEMIC GROWTH	PVAAS ELA/Literature	PVAAS Math/Algebra 1	CLIMATE	All students
	n/a Proficient	n/a Distinguished		○ Did not meet standard	○ Did not meet standard		n/a Students chronically absent

## Teaching

Teachers feel the school is a good place to work and learn\*: **n/a**

Teachers new to the school: **n/a**

Long-term substitutes: **n/a**

Teachers absent 18+ days: **n/a**

Principal stability: **2 principals in the last 4 years**

## School climate

Parents recommend school\*: **n/a**

Student stability rate: **60%**

Students suspended at least once:

**Overall: 1%**

Black: **0%**

White: **1%**

Low-income: **0%**

IEP\*\*: **0%**

## Special accomplishments

- Carson Scholarship recipient

\* Based on survey responses

## College/trade school readiness

### Graduation rates over time

2015: **62%**, 2014: **55%**, 2013: **n/a**, 2012: **n/a**  
(2015 District rate: 79%)

Percentage of seniors eligible for Pittsburgh Promise scholarship (grade point average eligibility only):

**Overall: 29%**

Black: 28%

White: 28%

Low-income: 13%

IEP\*\*: 33%

(District average: 60%)

Percentage of students taking AP (Advanced Placement) courses:

**Overall: 7%**

Black: 8%

White: 8%

Low-income: 13%

IEP\*\*: 0%

(District average: 28%)

Percentage of students taking CAS (Centers for Advanced Study) courses:

**Overall: 7%**

Black: 8%

White: 8%

Low-income: 18%

IEP\*\*: 5%

(District average: 22%)

## Enrollment 167 students Capture rate n/a

African-American: **32%**, White: **59%**, Multi-ethnic: **4%**, Asian: **3%**, Hispanic: **1%**, IEP\*\*: **23%**

Economically disadvantaged: **50%**

## Key outcomes (6-8)

**8th grade algebra** Students who took algebra by the end of 8th grade: **1 out of 13**

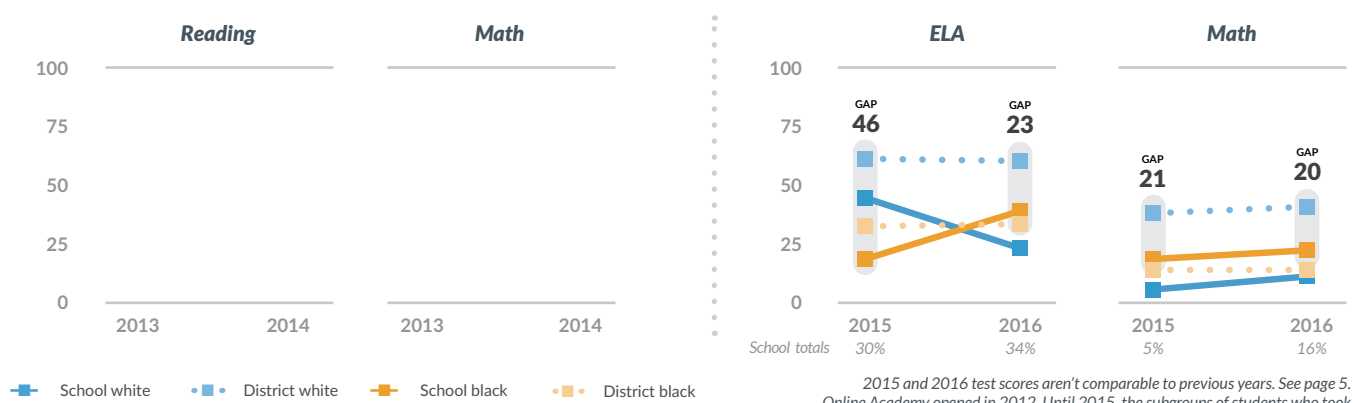
**62%** Graduation rate

**n/a** Attending college/trade school

**29%** Eligible for Pittsburgh Promise

### Key outcomes (6-8)

**Gap in percentage of students at Proficient/Advanced levels on PSSA tests** (6th through 8th grades)  
 Gap: Difference between black achievement at the school and white achievement in the district




2015 and 2016 test scores aren't comparable to previous years. See page 5. Online Academy opened in 2012. Until 2015, the subgroups of students who took tests were too small for scores to be reported.


### Key outcomes (9-12)

**Percentage of students at each Keystone achievement level by the end of 11th grade, 2016**  
 (Middle number: percent Proficient/Advanced)

#### Literature



#### Algebra I



\*\* Students with an Individual Education Plan (IEP) for special education, excluding students identified as "gifted"