



# Pittsburgh's middle schools

## In the 2015-16 school year:

Pittsburgh had 7 middle (6-8) schools. The average middle school had **306** students and **24** teachers. **61%** of middle school students were economically disadvantaged (receiving public assistance). **39%** of middle school students attended their school of assignment ("capture rate"). The average site-based cost per middle school student was **\$8,813**.

### Teaching

**86%** of middle school teachers feel their school is a good place to work and learn.\*

**36%** of middle school teachers performed at the Proficient level.

**61%** of middle school teachers performed at the Distinguished level.

The average middle school had **2** long-term substitutes.

### School stability

Student stability rate: **89%**

Teachers new to the school: **24%**

**Principal stability 2013-16**

**4** middle schools had one principal.

**2** schools had two principals.

**1** school had three or more principals.

### School climate

**72%** of parents would recommend their child's middle school.\*

On average, **24%** of middle school students were chronically absent.

**29%** of middle school students were suspended at least once.

Black: **39%**

White: **17%**

Low-income: **33%**

IEP\*\* : **33%**

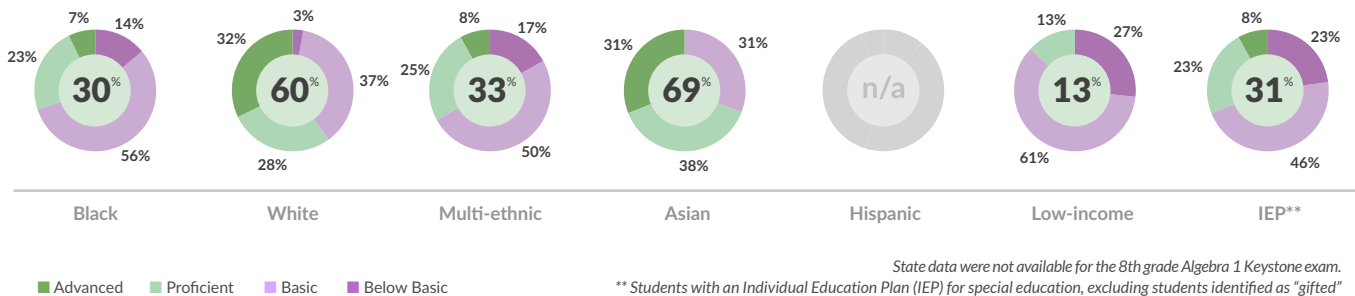
\* Based on survey responses

## Key outcomes: PPS and state

**8th grade algebra** Middle school students who took algebra by the end of 8th grade: **269 out of 709**

### Percentage of middle school students at each Algebra 1 Keystone achievement level by the end of 8th grade, 2016

(Middle number: percent PPS Proficient/Advanced)

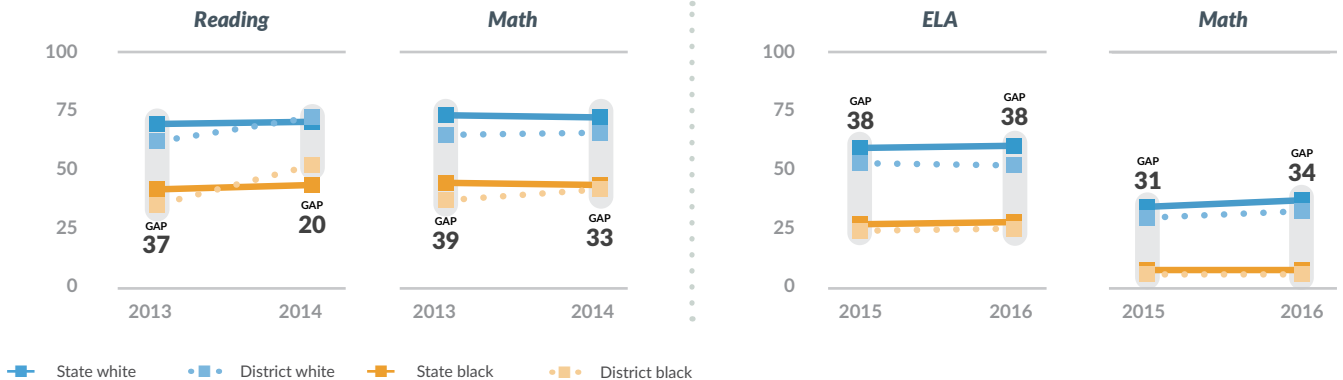


State data were not available for the 8th grade Algebra 1 Keystone exam.

\*\* Students with an Individual Education Plan (IEP) for special education, excluding students identified as "gifted"

### Gap in percentage of students at Proficient/Advanced levels on PSSA tests (6th through 8th grades)

Gap: Difference between black students in the district and white students in the state



2015 and 2016 test scores aren't comparable to previous years. See page 5. State information includes all 6th through 8th graders who took the tests.



# Pittsburgh Allegheny 6-8

Traditional Academy magnet school

810 Arch St., 15212 • Allegheny Center • 412-529-4115 • Accessible

Principal: Yarra Howze



## Teaching 15 teachers

Teachers feel the school is a good place to work and learn\*: **83%**

Teachers new to the school: **27%**

Long-term substitutes: **4**

Teachers absent 18+ days: **13%**

Principal stability: **2 principals in the last 4 years**

## School climate

Parents recommend school\*: **83%**

Student stability rate: **87%**

Students suspended at least once:

**Overall: 46%**

Black: 49%, White: 25%,

Low-income: 37%, IEP\*\*: 36%

## Special accomplishments

- [School did not provide this information]


\* Based on survey responses

## Key outcomes

**8th grade algebra** Students who took algebra by the end of 8th grade: **21 out of 58**

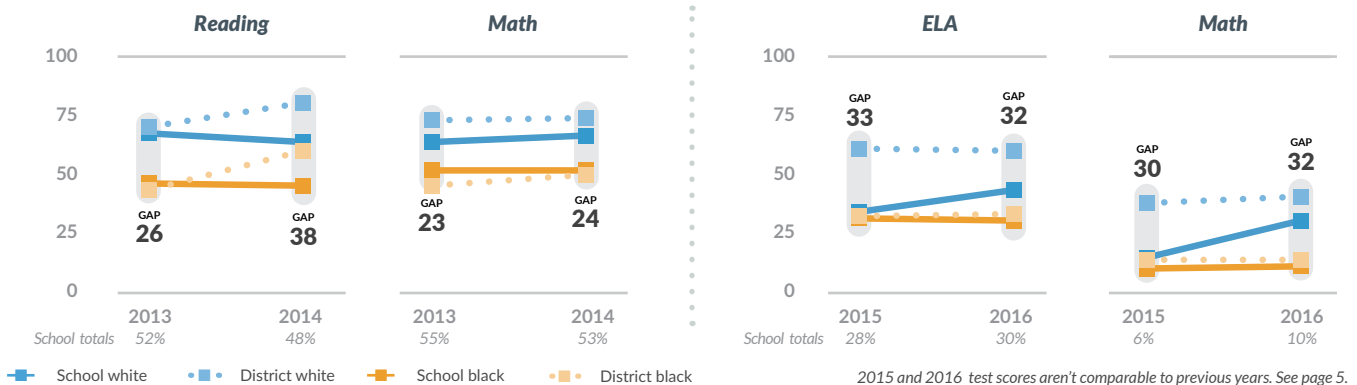
### Percentage of students at each Algebra I Keystone achievement level by the end of 8th grade, 2016

(Middle number: percent Proficient/Advanced)



### Gap in percentage of students at Proficient/Advanced levels on PSSA tests (6th through 8th grades)

Gap: Difference between black achievement at the school and white achievement in the district



## Enrollment 211 students (District 6-8 average: 306) Capture rate n/a (District 6-8 average: 39%)

African-American: **77%**, White: **12%**, Multi-ethnic: **9%**, Hispanic: **2%**, IEP\*\*: **23%**

Economically disadvantaged: **66%** (District 6-8 average: 62%)



# Pittsburgh Arsenal 6-8

Neighborhood school with an "English as a Second Language" program

220 40th St., 15201 • Lawrenceville • 412-529-5740 • Accessible, with exceptions

Principal: Patti Camper



## Teaching 21 teachers

Teachers feel the school is a good place to work and learn\*: **81%**  
 Teachers new to the school: **29%**  
 Long-term substitutes: **2**  
 Teachers absent 18+ days: **5%**  
 Principal stability: **1 principal in the last 4 years**

## School climate

Parents recommend school\*: **60%**  
 Student stability rate: **88%**  
 Students suspended at least once:  
**Overall: 25%**  
 Black: 28%, White: 18%,  
 Low-income: 26%, IEP\*\*: 38%

## Special accomplishments

- Students worked with Buchanan Ingersoll & Rooney to hold a mock trial at the federal courthouse
- Students participated in Community Kitchen Pittsburgh's Project Lunch Tray Jr. Chef program


\* Based on survey responses

## Key outcomes

**8th grade algebra** Students who took algebra by the end of 8th grade: **22 out of 63**

## Percentage of students at each Algebra I Keystone achievement level by the end of 8th grade, 2016

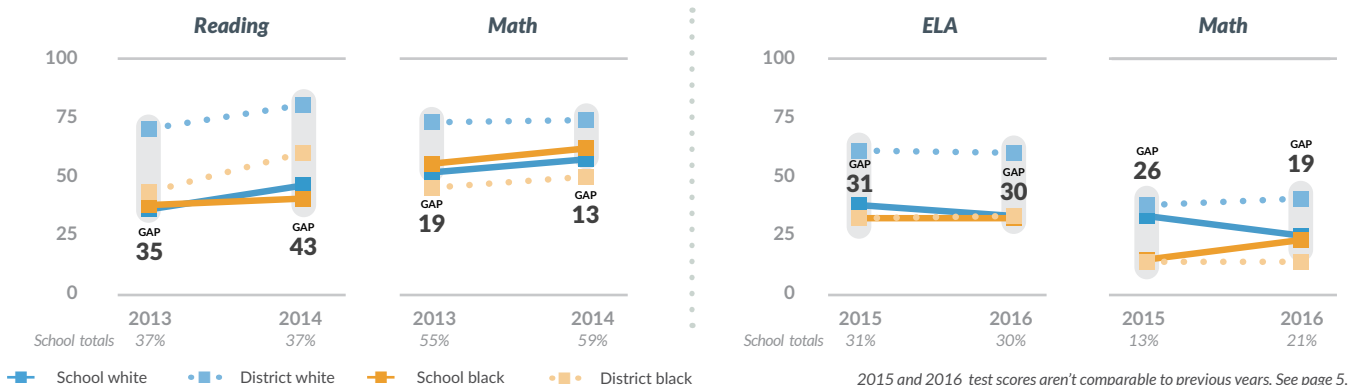
(Middle number: percent Proficient/Advanced)



\*\* Students with an Individual Education Plan (IEP) for special education, excluding students identified as "gifted"

## Gap in percentage of students at Proficient/Advanced levels on PSSA tests (6th through 8th grades)

Gap: Difference between black achievement at the school and white achievement in the district



2015 and 2016 test scores aren't comparable to previous years. See page 5.

## Enrollment 210 students (District 6-8 average: 306) Capture rate 30% (District 6-8 average: 39%)

African-American: **76%**, White: **12%**, Multi-ethnic: **3%**, Asian: **4%**, Hispanic: **5%**, IEP\*: **8%**

Economically disadvantaged: **73%** (District 6-8 average: 62%)



# Pittsburgh Classical 6-8

Classical Academy magnet school

1463 Chartiers Ave. Third Floor, 15220 • Crafton Heights • 412-529-3110 • Accessible  
Principal: Valerie Merlo



## Teaching 28 teachers

Teachers feel the school is a good place to work and learn\*: **89%**  
Teachers new to the school: **7%**  
Long-term substitutes: **1**  
Teachers absent 18+ days: **25%**  
Principal stability: **1 principal in the last 4 years**

## School climate

Parents recommend school\*: **77%**  
Student stability rate: **96%**  
Students suspended at least once:  
**Overall: 15%**  
Black: 24%, White: 8%,  
Low-income: 22%, IEP\*\*: 13%

## Special accomplishments

- Carson Scholarship recipient


\* Based on survey responses

## Key outcomes

**8th grade algebra** Students who took algebra by the end of 8th grade: **59 out of 106**

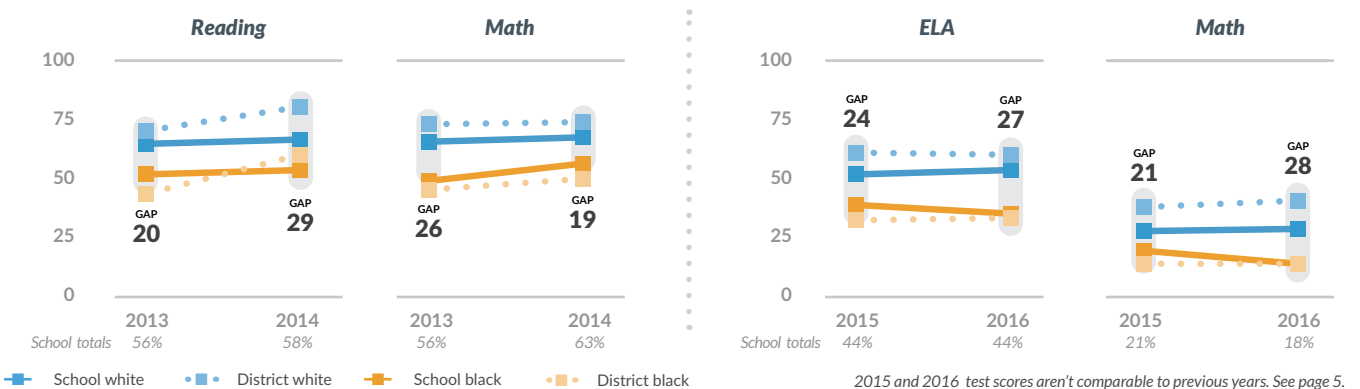
### Percentage of students at each Algebra I Keystone achievement level by the end of 8th grade, 2016

(Middle number: percent Proficient/Advanced)



### Gap in percentage of students at Proficient/Advanced levels on PSSA tests (6th through 8th grades)

Gap: Difference between black achievement at the school and white achievement in the district



## Enrollment 301 students (District 6-8 average: 306) Capture rate n/a (District 6-8 average: 39%)

African-American: **42%**, White: **44%**, Multi-ethnic: **11%**, Asian: **1%**, Hispanic: **2%**, IEP\*: **27%**  
Economically disadvantaged: **51%** (District 6-8 average: 62%)



# Pittsburgh Schiller 6-8

Neighborhood school with a Science, Technology, Engineering, Arts, and Math magnet program

1018 Peralta St., 15212 • East Allegheny • 412-529-4190 • Accessible, with exceptions  
Principal: Paula Heinzman



## Teaching 14 teachers

Teachers feel the school is a good place to work and learn\*: **93%**  
Teachers new to the school: **37%**  
Long-term substitutes: **0**  
Teachers absent 18+ days: **0%**  
Principal stability: **1 principal in the last 4 years**

## School climate

Parents recommend school\*: **72%**  
Student stability rate: **89%**  
Students suspended at least once: **Overall: 38%**  
Black: 48%, White: 25%,  
Low-income: 41%, IEP\*\*: 40%

## Special accomplishments

- Students worked with Carnegie Science Center's Fab Lab to design and construct drones
- 1st place winners in African American History Challenge Bowl
- National Title I Distinguished School

\* Based on survey responses

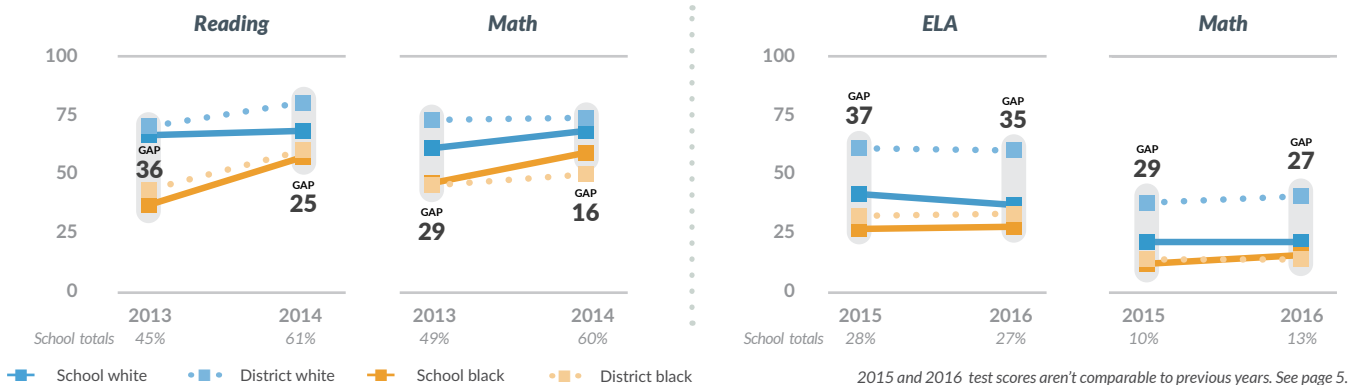
## Key outcomes

**8th grade algebra** Students who took algebra by the end of 8th grade: **17 out of 49**

The subgroups of students who took the Algebra 1 Keystone Exam were too small for results to be reported.

## Gap in percentage of students at Proficient/Advanced levels on PSSA tests (6th through 8th grades)

Gap: Difference between black achievement at the school and white achievement in the district



## Enrollment 151 students (District 6-8 average: 306) Capture rate 42% (District 6-8 average: 39%)

African-American: **66%**, White: **25%**, Multi-ethnic: **7%**, Asian: **1%**, Hispanic: **1%**, IEP\*: **23%**

Economically disadvantaged: **70%** (District 6-8 average: 62%)

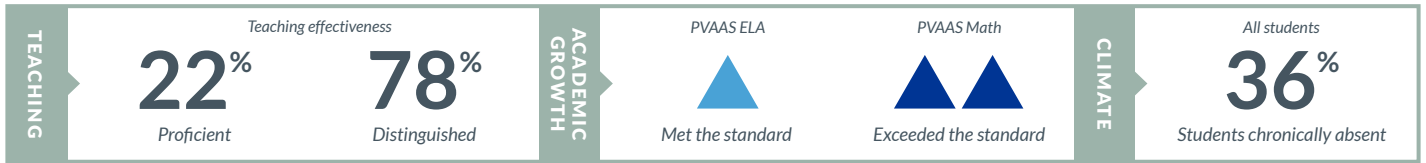


# Pittsburgh South Brook 6-8

Neighborhood school

779 Dunster St., 15226 • Brookline • 412-529-8170 • Accessible

Principal: Jennifer McNamara



## Teaching 27 teachers

Teachers feel the school is a good place to work and learn\*: **70%**  
 Teachers new to the school: **33%**  
 Long-term substitutes: **3**  
 Teachers absent 18+ days: **7%**  
 Principal stability: **3 principals in the last 4 years**

## School climate

Parents recommend school\*: **n/a**  
 Student stability rate: **86%**  
 Students suspended at least once:  
**Overall: 26%**  
 Black: 52%, White: 15%,  
 Low-income: 36%, IEP\*\*: 39%

## Special accomplishments

- 2015-16 Interscholastic girls' soccer and volleyball champions

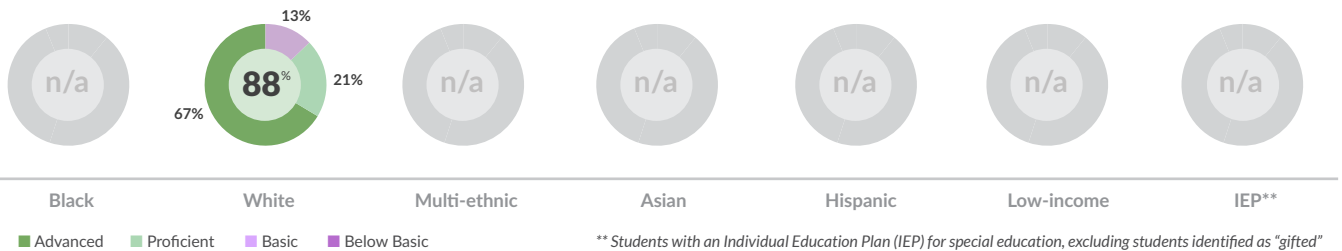
\* Based on survey responses

## Key outcomes

**8th grade algebra** Students who took algebra by the end of 8th grade: **57 out of 141**

### Percentage of students at each Algebra I Keystone achievement level by the end of 8th grade, 2016

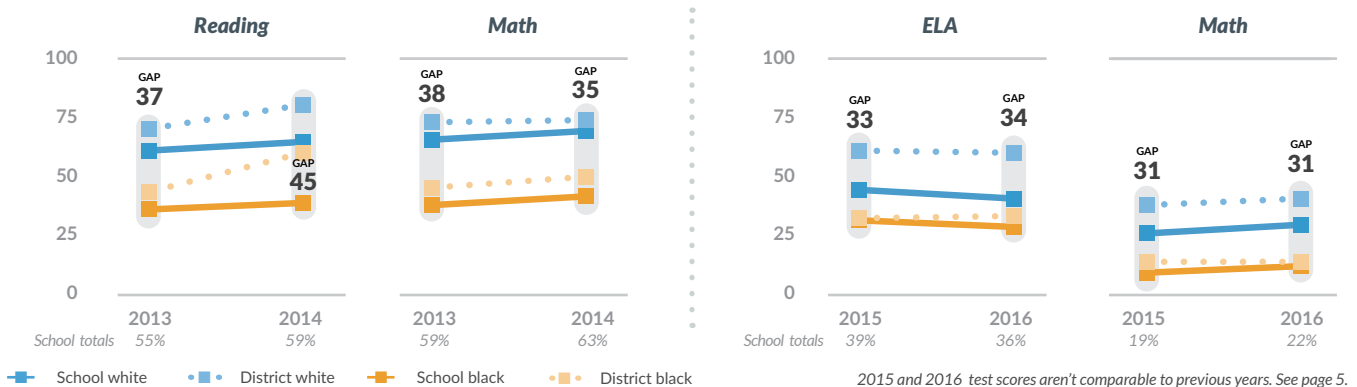
(Middle number: percent Proficient/Advanced)



\*\* Students with an Individual Education Plan (IEP) for special education, excluding students identified as "gifted"

### Gap in percentage of students at Proficient/Advanced levels on PSSA tests (6th through 8th grades)

Gap: Difference between black achievement at the school and white achievement in the district



2015 and 2016 test scores aren't comparable to previous years. See page 5.

## Enrollment 412 students (District 6-8 average: 306) Capture rate 54% (District 6-8 average: 39%)

African-American: **22%**, White: **63%**, Multi-ethnic: **10%**, Asian: **3%**, Hispanic: **2%**, IEP\*: **22%**

Economically disadvantaged: **53%** (District 6-8 average: 62%)

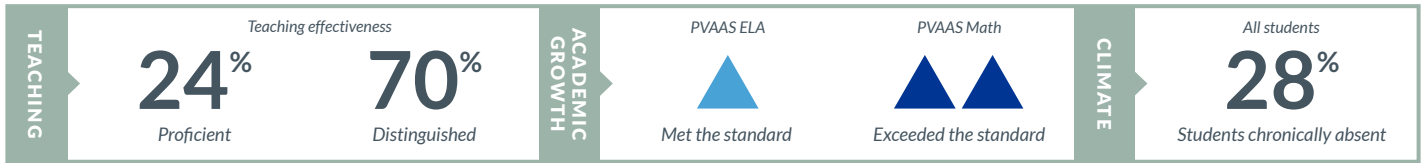


# Pittsburgh South Hills 6-8

Neighborhood school with an "English as a Second Language" program

595 Crane Ave., 15216 • Beechview • 412-529-8130 • Accessible

Principal: Jacqueline Hale



## Teaching 39 teachers

Teachers feel the school is a good place to work and learn\*: **92%**

Teachers new to the school: **18%**

Long-term substitutes: **4**

Teachers absent 18+ days: **10%**

Principal stability: **2 principals in the last 4 years**

## School climate

Parents recommend school\*: **67%**

Student stability rate: **86%**

Students suspended at least once:

**Overall: 31%**

Black: 47%, White: 21%,

Low-income: 33%, IEP\*\*: 37%

## Special accomplishments

- 2015-16 Interscholastic boys' soccer champions


\* Based on survey responses

## Key outcomes

**8th grade algebra** Students who took algebra by the end of 8th grade: **31 out of 185**

### Percentage of students at each Algebra I Keystone achievement level by the end of 8th grade, 2016

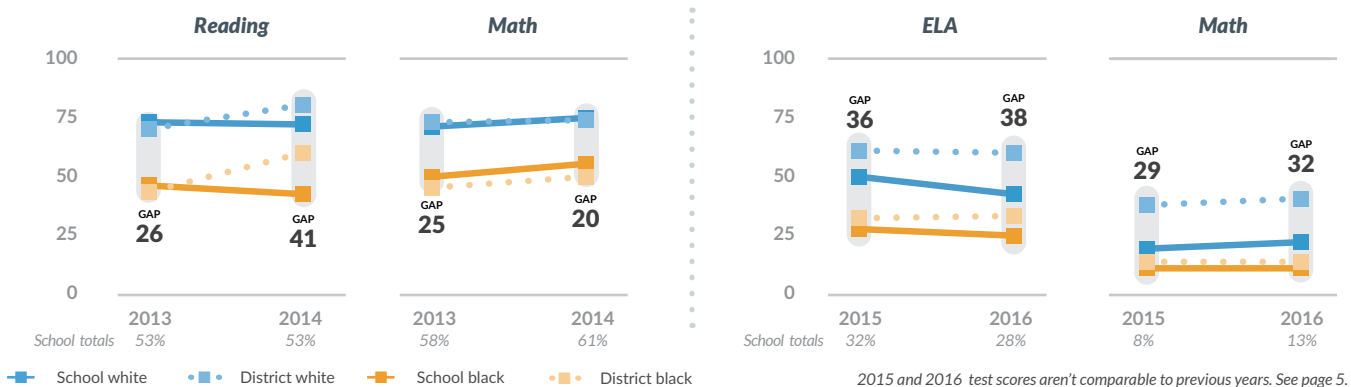
(Middle number: percent Proficient/Advanced)



\*\* Students with an Individual Education Plan (IEP) for special education, excluding students identified as "gifted"

### Gap in percentage of students at Proficient/Advanced levels on PSSA tests (6th through 8th grades)

Gap: Difference between black achievement at the school and white achievement in the district



2015 and 2016 test scores aren't comparable to previous years. See page 5.

## Enrollment 494 students (District 6-8 average: 306) Capture rate 42% (District 6-8 average: 39%)

African-American: **39%**, White: **31%**, Multi-ethnic: **8%**, Asian: **13%**, Hispanic: **8%**, IEP\*: **23%**

Economically disadvantaged: **70%** (District 6-8 average: 62%)



# Pittsburgh Sterrett 6-8

Neighborhood school with a Classical Academy magnet program

7100 Reynolds St., 15208 • Point Breeze • 412-529-7870 • Accessible

Principal: MiChele Holly

TEACHING	Teaching effectiveness		ACADEMIC GROWTH	PVAAS ELA	PVAAS Math	CLIMATE	All students
	<b>40%</b> Proficient	<b>55%</b> Distinguished		Exceeded the standard	Did not meet standard		<b>18%</b> Students chronically absent

## Teaching 21 teachers

Teachers feel the school is a good place to work and learn\*: **92%**

Teachers new to the school: **19%**

Long-term substitutes: **2**

Teachers absent 18+ days: **5%**

Principal stability: **1 principal in the last 4 years**

## School climate

Parents recommend school\*: **n/a**

Student stability rate: **92%**

Students suspended at least once:

**Overall: 26%**

Black: 30%, White: 6%,

Low-income: 33%, IEP\*\*: 30%

## Special accomplishments

- Student placed 1st in regional level of National History Bee

- Student team won first round and nutrition award at Community Kitchen Pittsburgh's Project Lunch Tray Jr. Chef competition

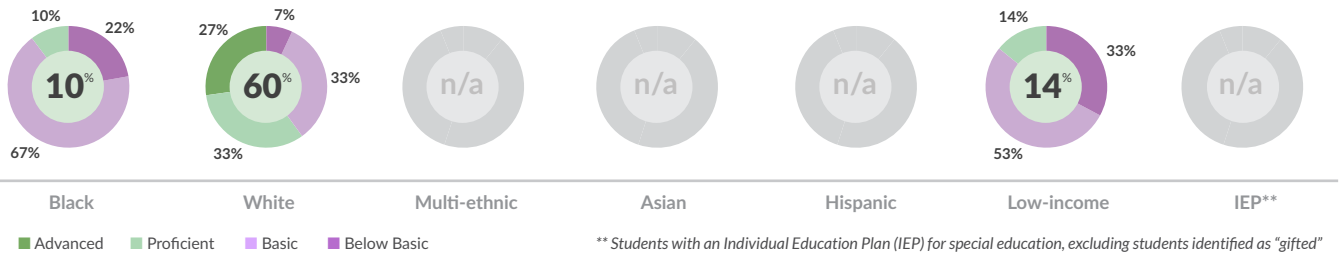
\* Based on survey responses

## Key outcomes

**8th grade algebra** Students who took algebra by the end of 8th grade: **62 out of 107**

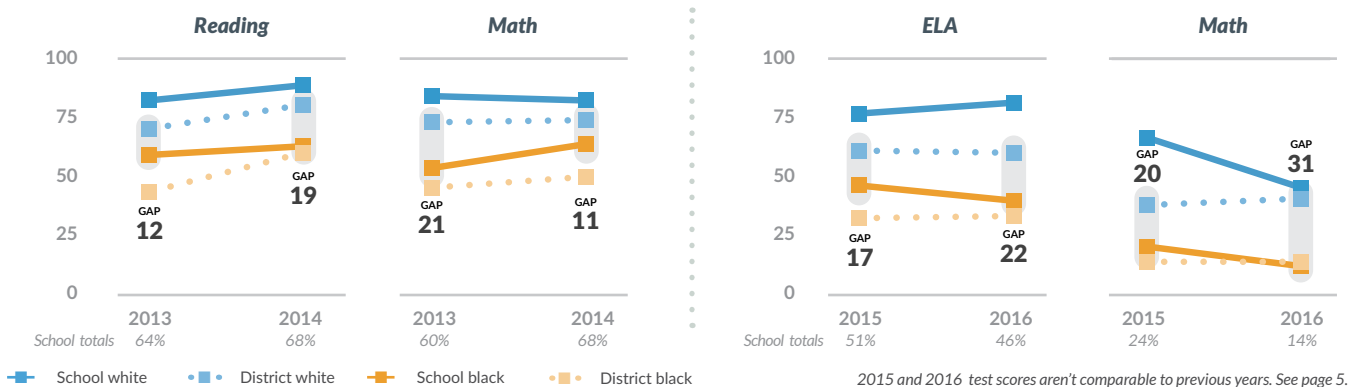
### Percentage of students at each Algebra I Keystone achievement level by the end of 8th grade, 2016

(Middle number: percent Proficient/Advanced)



### Gap in percentage of students at Proficient/Advanced levels on PSSA tests (6th through 8th grades)

Gap: Difference between black achievement at the school and white achievement in the district



## Enrollment 360 students (District 6-8 average: 306) Capture rate 26% (District 6-8 average: 39%)

African-American: **81%**, White: **14%**, Multi-ethnic: **3%**, Asian: **1%**, IEP\*\*: **17%**

Economically disadvantaged: **50%** (District 6-8 average: 62%)