



Pittsburgh's high schools

In the 2014-15 school year:

Pittsburgh had 4 high (9-12) schools. The average high school had **1,021** students and **61** teachers. **68%** of high school students were economically disadvantaged (receiving public assistance). **43%** of high school students attended their school of assignment ("capture rate"). The average site-based cost per high school student was **\$7,993**.

Teaching

79% of high school teachers feel their school is a good place to work and learn.*

44% of high school teachers performed at the Proficient level.

51% of high school teachers performed at the Distinguished level.

On average, 1 counselor was responsible for **319** students.

School stability

Student stability rate: **85%**

Teachers new to the school: **10%**

Principal stability 2012-15

1 high school had one principal.

1 school had two principals.

2 schools had three or more principals.

School climate

79% of parents would recommend their child's 9-12 school.

On average, **40%** of high school students were absent 18+ days.

32% of high school students were suspended at least once.

Black: 47%

White: 18%

Low-income: 39%

IEP : 37%**

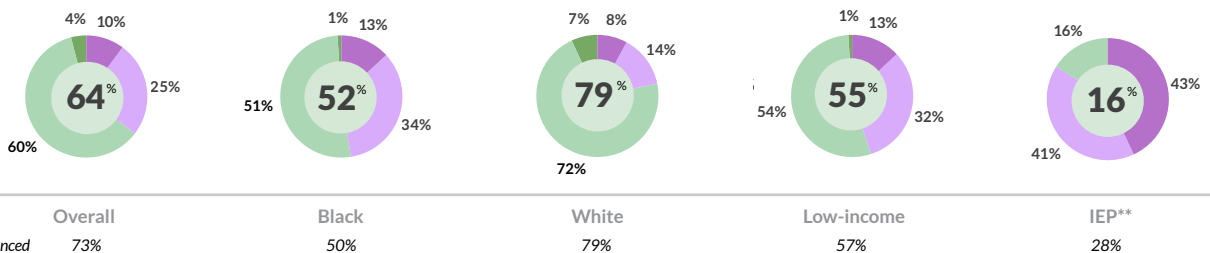
* Based on survey responses

Key outcomes: PPS and state

Percentage of high school students at each Keystone achievement level by the end of 11th grade, 2015

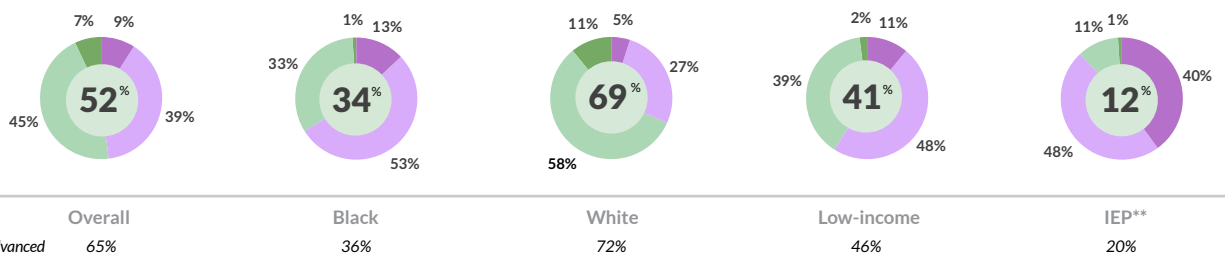
(Middle number: percent Proficient/Advanced)

Literature



State Proficient/Advanced 73%

Algebra I



State Proficient/Advanced 65%

■ Advanced ■ Proficient ■ Basic ■ Below Basic

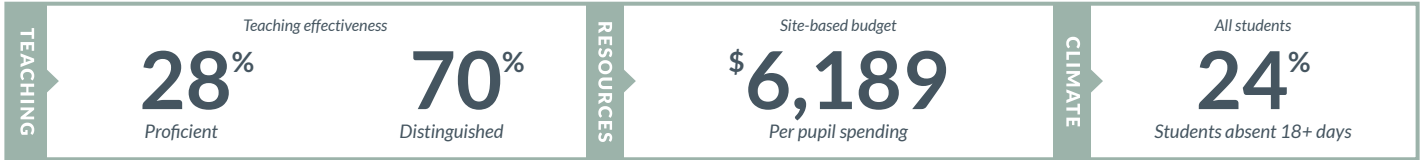
Scores for all subgroups were not available by level. Information includes all students who took the tests, regardless of school configuration. ** Students with an individual Education Plan (IEP) for special education, excluding students identified as "gifted"



Pittsburgh Alderdice High School

9-12 neighborhood school with a Pre-engineering magnet program; Engineering Technology, Refrigeration, Heating, Ventilation, and Air Conditioning CTE programs; and an "English as a Second Language" program

2409 Shady Ave., 15217 • Squirrel Hill • 412-529-4800 • Accessible
Principal: Melissa Friez



Teaching 76 teachers

Teachers feel the school is a good place to work and learn*: **92%**
Teachers new to the school: **8%**
Principal stability: **1 principal in the last 4 years**
Number of counselors: **4**

School climate

Parents recommend school*: **79%**
Student stability rate: **93%**
Students suspended at least once:
Overall: 13%
Black: 22%
White: 6%
Low-income: 19%
IEP**: 22%

Special accomplishments

- 2014-15 City League boys' basketball and wrestling, girls' volleyball, and girls' and boys' track and cross country champions
- 17 winners in Pittsburgh Regional Science and Engineering Fair
- Gene Kelly Award for musical theater

* Based on survey responses

College/trade school readiness

Graduation rate 2014

Overall: 84% (District rate: 74%)

Percentage of seniors eligible for Pittsburgh Promise scholarship (grade point average eligibility only):

Overall: 81%
Black: 65%
White: 92%
Low-income: 74%
IEP**: 67%
(District average: 65%)

Percentage of students taking AP (Advanced Placement) courses:

Overall: 31%
Black: 20%
White: 40%
Low-income: 22%
IEP**: 4%
(District average: 29%)

Percentage of students taking CAS (Centers for Advanced Study) courses:

Overall: 40%
Black: 16%
White: 60%
Low-income: 20%
IEP**: 2%
(District average: 22%)

Enrollment 1,355 students (District 9-12 average: 1,021) **Capture rate** 47% (District 9-12 average: 43%)

African-American: **41%**, White: **48%**, Multi-ethnic: **4%**, Asian: **4%**, Hispanic: **3%**, IEP**: **10%**

Economically disadvantaged: **51%** (District 9-12 average: 71%)

84%

Graduation rate

67%

Attending college/trade school

81%

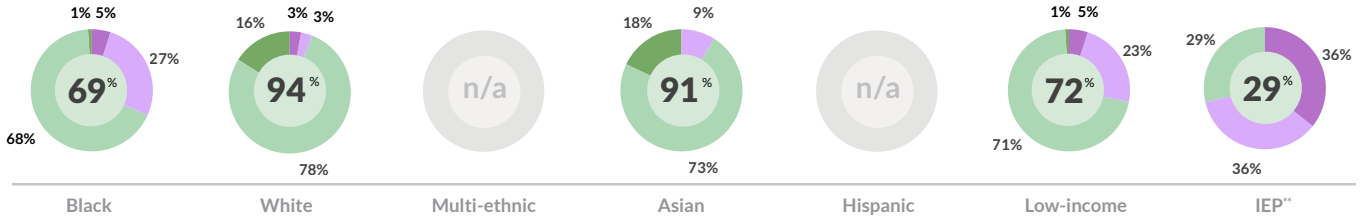
Eligible for Pittsburgh Promise

Key outcomes

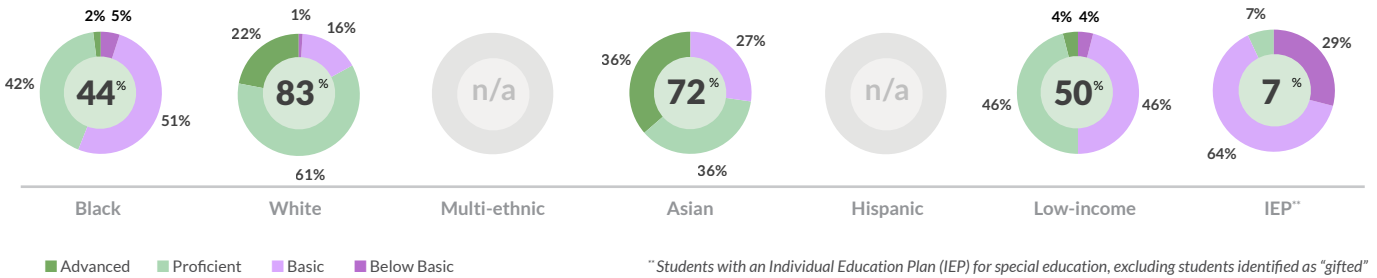
Percentage of students at each Keystone achievement level by the end of 11th grade, 2015

(Middle number: percent Proficient/Advanced)

Literature



Algebra I

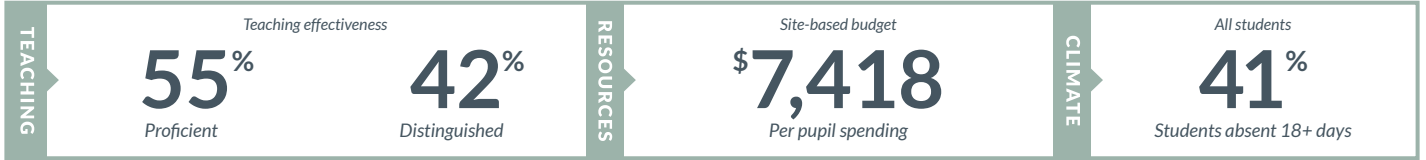




Pittsburgh Brashear High School

9-12 neighborhood school with a Teaching Academy magnet program; Auto Body Repair, Automotive Technology, Machine Operations, and Multimedia Production and Coding CTE programs; and an “English as a Second Language” program

590 Crane Ave., 15216 • Beechview • 412-529-7300 • Accessible
Principal: Kimberly Safran



Teaching 81 teachers

Teachers feel the school is a good place to work and learn*: **78%**
Teachers new to the school: **12%**
Principal stability: **2 principals in the last 4 years**
Number of counselors: **4**

School climate

Parents recommend school*: **n/a**
Student stability rate: **86%**
Students suspended at least once:
Overall: 43%
Black: 60%
White: 30%
Low-income: 47%
IEP**: 48%

Special accomplishments

- 2014-15 City League football champions
- Student-driven transgender policy
- Student awarded World Affairs Council of Pittsburgh travel scholarship to Thailand

* Based on survey responses

College/trade school readiness

Graduation rate 2014

Overall: 74% (District rate: 74%)

Percentage of seniors eligible for Pittsburgh Promise scholarship (grade point average eligibility only):
Overall: 68%
Black: 58%
White: 75%
Low-income: 65%
IEP**: 57%
(District average: 65%)

Percentage of students taking AP (Advanced Placement) courses:
Overall: 19%
Black: 14%
White: 27%
Low-income: 15%
IEP**: 2%
(District average: 29%)

Percentage of students taking CAS (Centers for Advanced Study) courses:
Overall: 12%
Black: 8%
White: 20%
Low-income: 10%
IEP**: 2%
(District average: 22%)

Enrollment 1,343 students (District 9-12 average: 1,021) **Capture rate** 49% (District 9-12 average: 43%)

African-American: **36%**, White: **40%**, Multi-ethnic: **5%**, Asian: **14%**, Hispanic: **4%**, IEP**: **17%**
Economically disadvantaged: **72%** (District 9-12 average: 71%)

74%

Graduation rate

53%

Attending college/trade school

68%

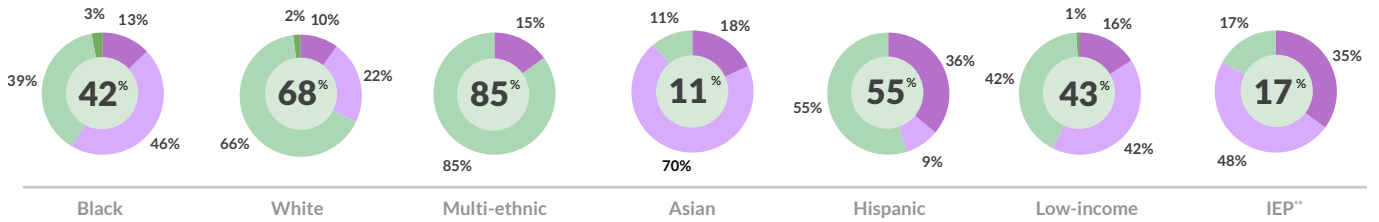
Eligible for Pittsburgh Promise

Key outcomes

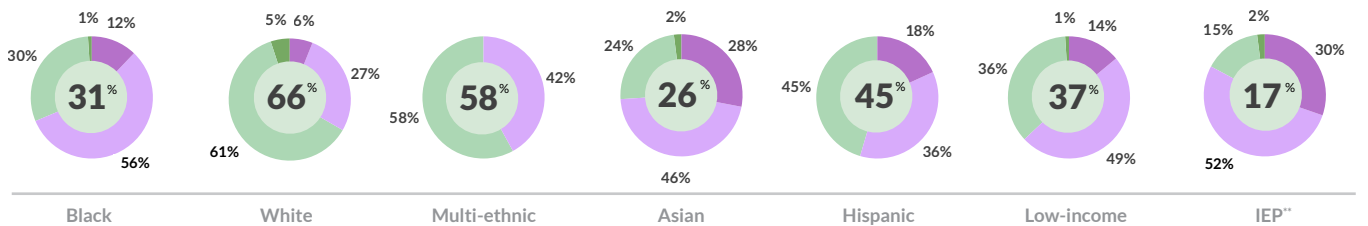
Percentage of students at each Keystone achievement level by the end of 11th grade, 2015

(Middle number: percent Proficient/Advanced)

Literature



Algebra I



■ Advanced ■ Proficient ■ Basic ■ Below Basic

** Students with an Individual Education Plan (IEP) for special education, excluding students identified as "gifted"



Pittsburgh Carrick High School

9-12 neighborhood school with Finance Technology, Health Careers, Culinary Arts, Information Technology, Carpentry, and Business of Sports Academy CTE programs

125 Parkfield St., 15210 • Carrick • 412-529-7700 • Accessible

Principal: Angel Washington



Teaching 47 teachers

Teachers feel the school is a good place to work and learn*: **83%**

Teachers new to the school: **7%**

Principal stability: **3 principals in the last 4 years**

Number of counselors: **2**

School climate

Parents recommend school*: **n/a**

Student stability rate: **84%**

Students suspended at least once:

Overall: 30%

Black: 50%

White: 19%

Low-income: 33%

IEP**: 30%

Special accomplishments

- 2014-15 City League boys' volleyball champions

* Based on survey responses

College/trade school readiness

Graduation rate 2014

Overall: 68% (District rate: 74%)

Percentage of seniors eligible for Pittsburgh Promise scholarship (grade point average eligibility only):

Overall: 63%

Black: 43%

White: 74%

Low-income: 57%

IEP**: 55%

(District average: 65%)

Percentage of students taking AP (Advanced Placement) courses:

Overall: 13%

Black: 4%

White: 19%

Low-income: 10%

IEP**: 1%

(District average: 29%)

Percentage of students taking CAS (Centers for Advanced Study) courses:

Overall: 16%

Black: 6%

White: 21%

Low-income: 12%

IEP**: 0%

(District average: 22%)

Enrollment 826 students (District 9-12 average: 1,021) **Capture rate** 45% (District 9-12 average: 43%)

African-American: **33%**, White: **58%**, Multi-ethnic: **7%**, Asian: **1%**, Hispanic: **1%**, IEP**: **22%**

Economically disadvantaged: **78%** (District 9-12 average: 71%)

68%

Graduation rate

46%

Attending college/trade school

63%

Eligible for Pittsburgh Promise

Key outcomes


Percentage of students at each Keystone achievement level by the end of 11th grade, 2015

(Middle number: percent Proficient/Advanced)

Literature



Algebra I



■ Advanced ■ Proficient ■ Basic ■ Below Basic

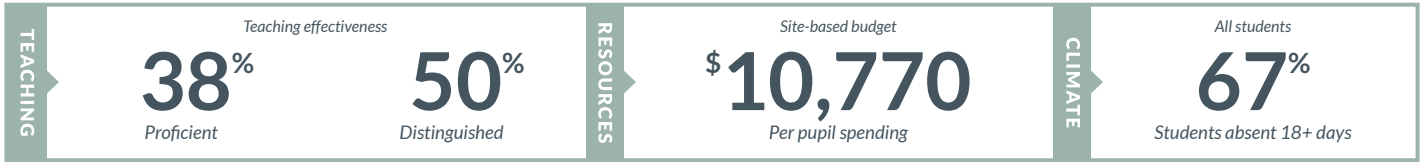
** Students with an Individual Education Plan (IEP) for special education, excluding students identified as "gifted"



Pittsburgh Perry High School

9-12 neighborhood school with a JROTC magnet program; and Health Careers, Information Technology, Culinary Arts, and Cosmetology CTE programs

3875 Perrysville Ave., 15214 • Perry North • 412-529-3400 • Accessible
Principal: Dennis Chakey



Teaching 39 teachers

Teachers feel the school is a good place to work and learn*: **64%**

Teachers new to the school: **14%**

Principal stability: **3 principals in the last 4 years**

Number of counselors: **3**

School climate

Parents recommend school*: **n/a**

Student stability rate: **76%**

Students suspended at least once:

Overall: 57%

Black: 64%

White: 25%

Low-income: 60%

IEP**: 42%

Special accomplishments

- Book drive through Amazon.com for more diverse library books

* Based on survey responses

College/trade school readiness

Graduation rate 2014

Overall: 64% (District rate: 74%)

Percentage of seniors eligible for Pittsburgh Promise scholarship (grade point average eligibility only):

Overall: 61%

Black: 58%

White: 81%

Low-income: 60%

IEP**: 58%

(District average: 65%)

Percentage of students taking AP (Advanced Placement) courses:

Overall: 10%

Black: 7%

White: 18%

Low-income: 8%

IEP**: 1%

(District average: 29%)

Percentage of students taking CAS (Centers for Advanced Study) courses:

Overall: 11%

Black: 9%

White: 17%

Low-income: 10%

IEP**: 1%

(District average: 22%)

Enrollment 560 students (District 9-12 average: 1,021) **Capture rate** 30% (District 9-12 average: 43%)

African-American: **76%**, White: **17%**, Multi-ethnic: **5%**, Hispanic: **1%**, IEP**: **23%**

Economically disadvantaged: **83%** (District 9-12 average: 71%)

64%

Graduation rate

37%

Attending college/trade school

61%

Eligible for Pittsburgh Promise

Key outcomes

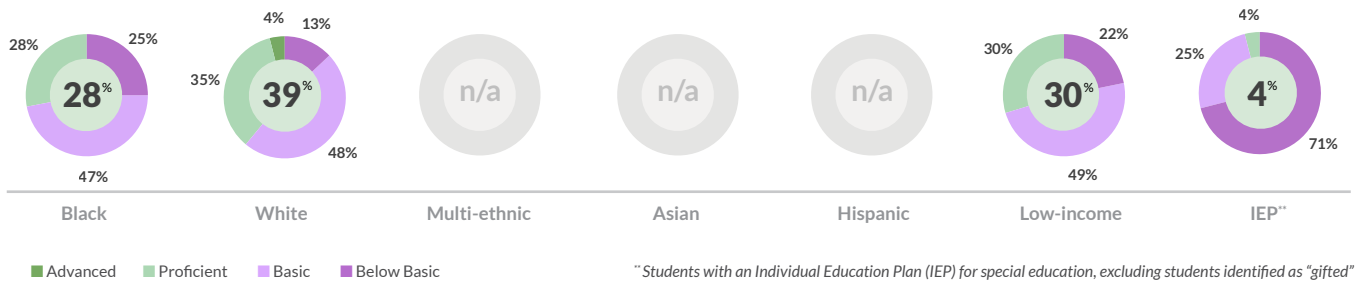
Percentage of students at each Keystone achievement level by the end of 11th grade, 2015

(Middle number: percent Proficient/Advanced)

Literature



Algebra I



■ Advanced ■ Proficient ■ Basic ■ Below Basic

** Students with an Individual Education Plan (IEP) for special education, excluding students identified as "gifted"