



Urban Academy of Greater Pittsburgh Charter School

K-5 charter school

437 Turrett St., 15206 • Larimer • 412-361-1008 • Accessible

Principal: Gail Edwards

TEACHING	Teaching effectiveness		ACADEMIC GROWTH	PVAAS ELA	PVAAS Math	CLIMATE	All students
	n/a	n/a		Did not meet standard	Did not meet standard		n/a
	Proficient	Distinguished					

Teaching 12 teachers

Teachers feel the school is a good place to work and learn*: **n/a**
 Teachers new to the school: **25%**
 Long-term substitutes: **0**
 Teachers absent 18+ days: **25%**
 Principal stability: **1 principal in the last 4 years**

School climate

Parents recommend school*: **n/a**
 Student stability rate: **97%**
 Students suspended at least once: **Overall: 2%**
 Black: 2%, White: n/a
 Low-income: 2%, IEP**: n/a

Special accomplishments

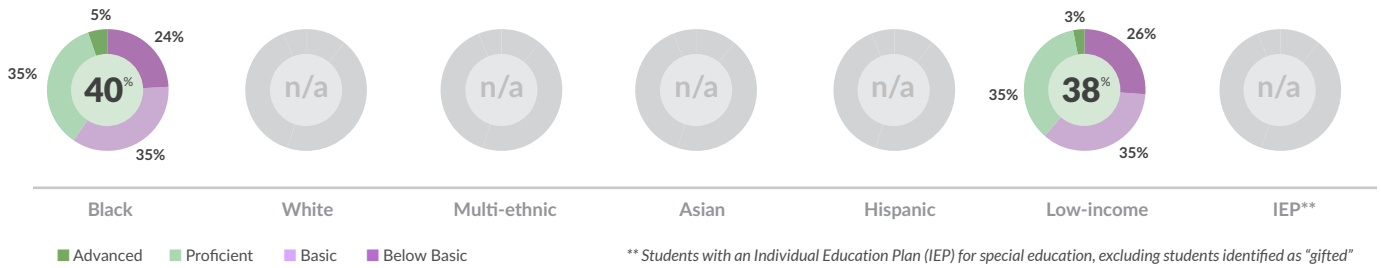
- School team won 2nd place in Carnegie Library of Pittsburgh Chess Tournament
- Six students named to National Elementary Honor Society

* Based on survey responses

Key outcomes

3rd grade Reading 2016: Percentage of students at each PSSA achievement level

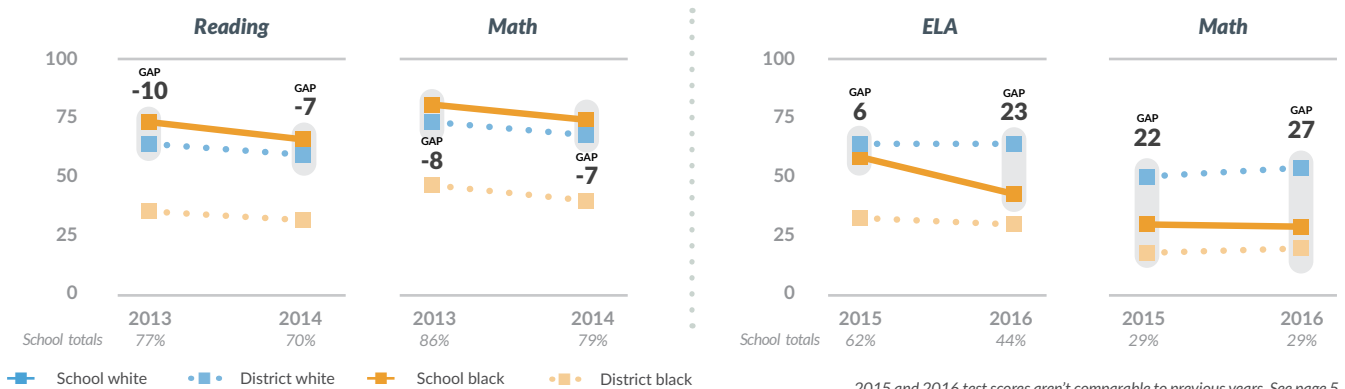
(Middle number: percent Proficient/Advanced)



** Students with an Individual Education Plan (IEP) for special education, excluding students identified as "gifted"

Gap in percentage of students at Proficient/Advanced levels on PSSA tests (3rd through 5th grades)

Gap: Difference between black achievement at the school and white achievement in the district



2015 and 2016 test scores aren't comparable to previous years. See page 5.

Enrollment 216 students

African-American: **98%**, Multi-ethnic: **1%**, IEP**: **19%**

Economically disadvantaged: **100%**



Urban Pathways K-5 College Charter School

K-5 charter school

925 Penn Ave., 15222 • Downtown • 412-325-4075 • Accessible
Principal: Kimberly Fitzgerald

TEACHING	Teaching effectiveness	ACADEMIC GROWTH	PVAAS ELA	PVAAS Math	CLIMATE
	77% Proficient		23% Distinguished	Did not meet standard	

Teaching 13 teachers

Teachers feel the school is a good place to work and learn*: **92%**
Teachers new to the school: **15%**
Long-term substitutes: **0**
Teachers absent 18+ days: **0%**
Principal stability: **2 principals in the last 4 years**

School climate

Parents recommend school*: **95%**
Student stability rate: **96%**
Students suspended at least once:
Overall: 19%
Black: 20%, White: 33%
Low-income: 21%, IEP**: 19%

Special accomplishments

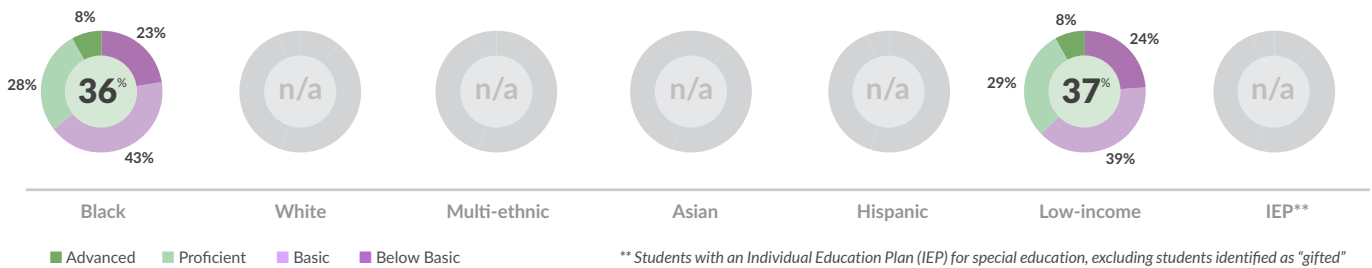
- School received 2016 state Keystones to Opportunity Innovation Incentive Award

* Based on survey responses

Key outcomes

3rd grade Reading 2016: Percentage of students at each PSSA achievement level

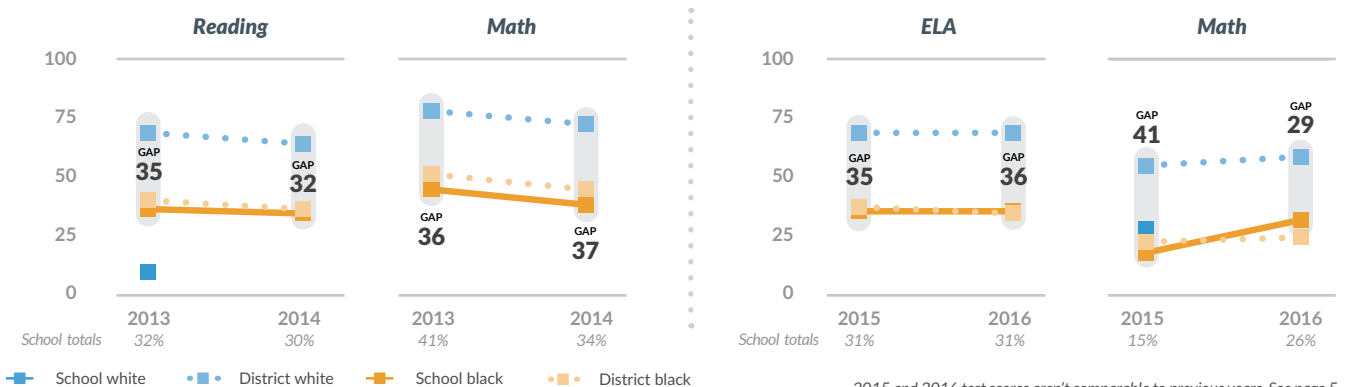
(Middle number: percent Proficient/Advanced)



** Students with an Individual Education Plan (IEP) for special education, excluding students identified as "gifted"

Gap in percentage of students at Proficient/Advanced levels on PSSA tests (3rd through 5th grades)

Gap: Difference between black achievement at the school and white achievement in the district



2015 and 2016 test scores aren't comparable to previous years. See page 5. Not all student groups were reportable for every year.

Enrollment 265 students

African-American: **96%**, White: **1%**, Multi-ethnic: **3%**, IEP**: **n/a**; Economically disadvantaged: **94%**



The Environmental Charter School at Frick Park

K-8 charter school housed in two buildings

Lower school (K-3): 309 S. Braddock Ave., 15221 • Regent Square • 412-242-1480 • Accessible
Principal: Ashley Bergman

Upper school (4-8): 829 Milton St., 15218 • Regent Square • 412-247-7970 • Accessible, with exceptions
Principal: Mandy Cribbs



Teaching 54 teachers

Teachers feel the school is a good place to work and learn*: **80%**
Teachers new to the school: **20%**
Long-term substitutes: **2**
Teachers absent 18+ days: **2%**
Principal stability: **lower school, 2 principals; upper school, 3 principals in the last 4 years**

School climate

Parents recommend school*: **92%**
Student stability rate: **98%**
Students suspended at least once:
Overall: 3%
Black: 9%, White: 2%
Low-income: 7%, IEP**: 8%

Special accomplishments


- Second cohort of teachers completed Green and Healthy Schools Academy

* Based on survey responses

Key outcomes (3-5)

3rd grade Reading 2016: Percentage of students at each PSSA achievement level

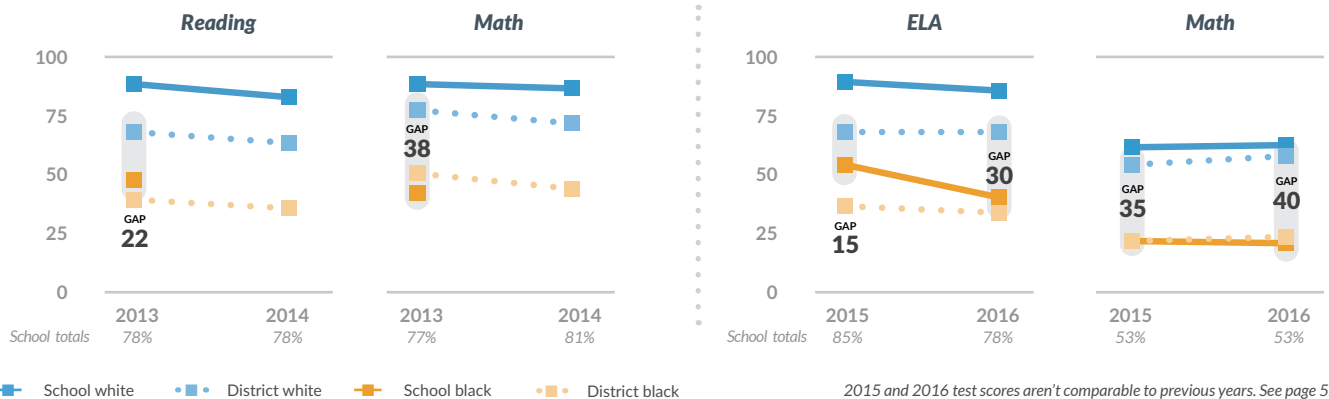
(Middle number: percent Proficient/Advanced)



** Students with an Individual Education Plan (IEP) for special education, excluding students identified as "gifted"

Gap in percentage of students at Proficient/Advanced levels on PSSA tests (3rd through 5th grades)

Gap: Difference between black achievement at the school and white achievement in the district



2015 and 2016 test scores aren't comparable to previous years. See page 5. Not all student groups were reportable for every year.

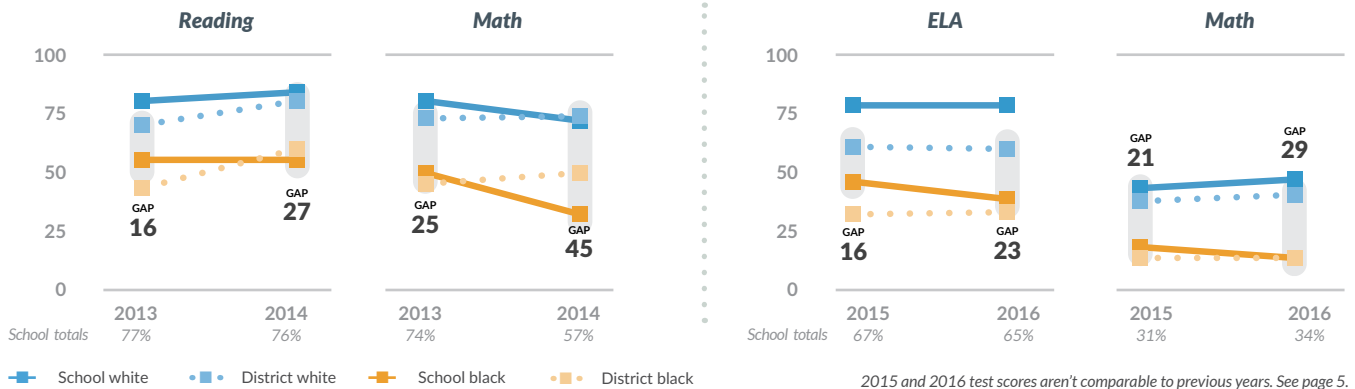
Key outcomes (6-8)

8th grade algebra Students who took algebra by the end of 8th grade: **18 out of 63**

The subgroups of students who took the Algebra 1 Keystone Exam were too small for results to be reported.

Gap in percentage of students at Proficient/Advanced levels on PSSA tests (6th through 8th grades)

Gap: Difference between black achievement at the school and white achievement in the district



Enrollment 632 students

African-American: **18%**, White: **68%**, Multi-ethnic: **6%**, Asian: **4%**, Hispanic: **3%**, IEP**: **7%**

Economically disadvantaged: **30%**




Manchester Academic Charter School

K-8 charter school housed in two buildings

Elementary school (K-5): 1214 Liverpool St., 15233 • Manchester • 412-322-0585 • Accessible

Middle school (6-8): 1 Heinz St., 15212 • East Allegheny • 412-894-2611 • Accessible

Principal/CEO: Vasilios Scoumis



Teaching 21 teachers

Teachers feel the school is a good place to work and learn*: **94%**

Teachers new to the school: **10%**

Long-term substitutes: **0**

Teachers absent 18+ days: **0%**

Principal stability: **1 principal in the last 4 years**

School climate

Parents recommend school*: **n/a**

Student stability rate: **98%**

Students suspended at least once:

Overall: 19%

Black: 19%, White: n/a

Low-income: n/a, IEP**: 37%

Special accomplishments

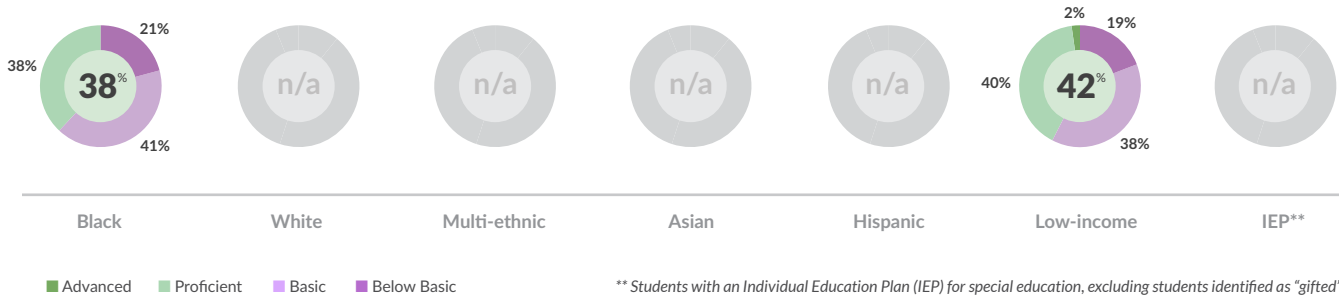
- Students participated in Community Kitchen Pittsburgh's Project Lunch Tray Jr. Chef program
- Olweus Bullying Prevention Program
- Vex Robotics Competition award winners

* Based on survey responses

Key outcomes (3-5)

3rd grade Reading 2016: Percentage of students at each PSSA achievement level

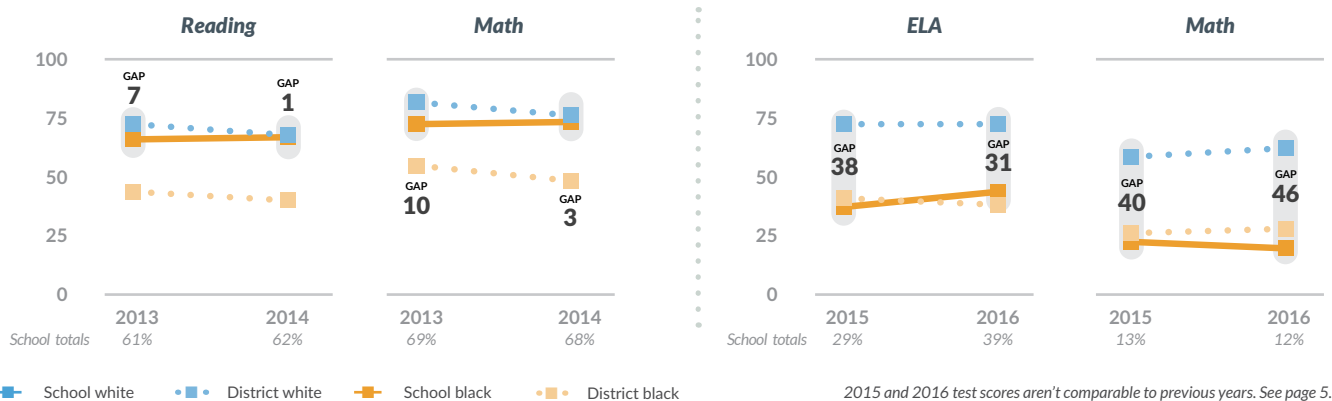
(Middle number: percent Proficient/Advanced)



** Students with an Individual Education Plan (IEP) for special education, excluding students identified as "gifted"

Gap in percentage of students at Proficient/Advanced levels on PSSA tests (3rd through 5th grades)

Gap: Difference between black achievement at the school and white achievement in the district



2015 and 2016 test scores aren't comparable to previous years. See page 5.

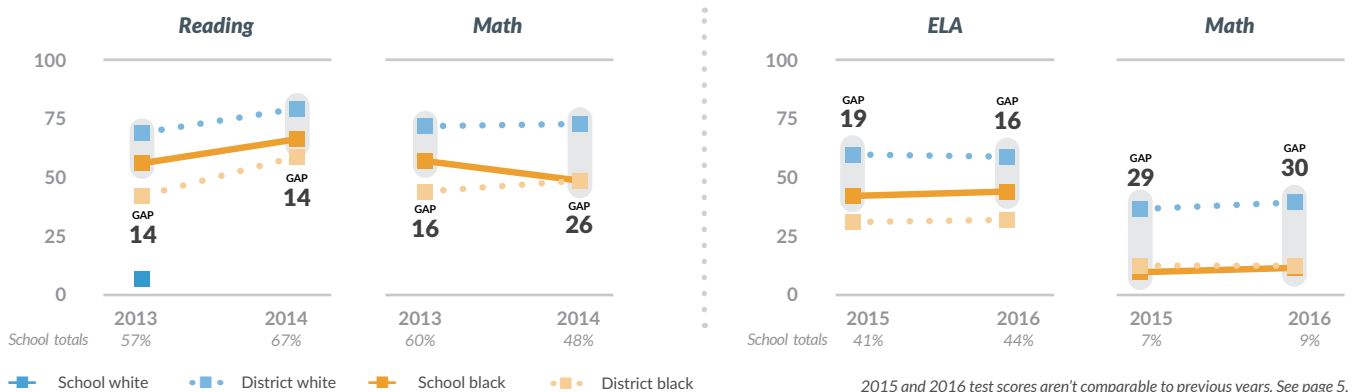
Key outcomes (6-8)

8th grade algebra Students who took algebra by the end of 8th grade: **10 out of 21**

The subgroups of students who took the Algebra 1 Keystone Exam were too small for results to be reported.

Gap in percentage of students at Proficient/Advanced levels on PSSA tests (6th through 8th grades)

Gap: Difference between black achievement at the school and white achievement in the district



2015 and 2016 test scores aren't comparable to previous years. See page 5. Not all student groups were reportable for every year.

Enrollment 326 students

African-American: **100%**, IEP***: **9%**

Economically disadvantaged: **85%**



Propel Charter School Hazelwood

K-6 charter school (K-5 in 2015-16)

5401 Glenwood Ave., 15207 • Hazelwood • 412-325-0492 • Accessible, with exceptions

Principal: LaKiesha George



Teaching 14 teachers

Teachers proud to be part of the school*: **100%**

Teachers new to the school: **79%**

Long-term substitutes: **0**

Teachers absent 18+ days: **0**

Principal stability: **n/a**

School climate

Parents graded school A or B*: **98%**

Student stability rate: **87%**

Students suspended at least once:

Overall: 26%

Black: 28%, White: 18%

Low-income: 27%, IEP**: 43%

Special accomplishments


- [School did not provide this information]

* Based on survey responses

Key outcomes

3rd grade Reading 2016: Percentage of students at each PSSA achievement level

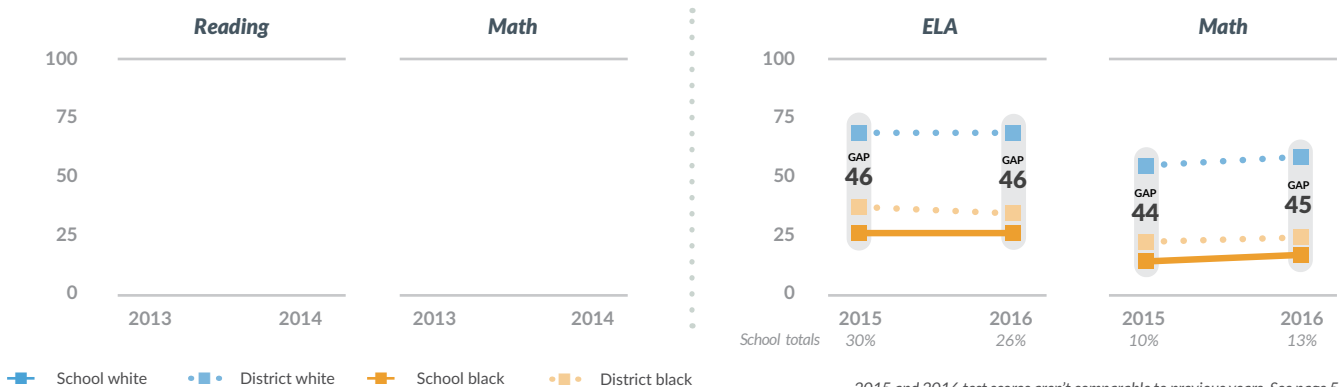
(Middle number: percent Proficient/Advanced)



** Students with an Individual Education Plan (IEP) for special education, excluding students identified as "gifted"

Gap in percentage of students at Proficient/Advanced levels on PSSA tests (3rd through 5th grades)

Gap: Difference between black achievement at the school and white achievement in the district.



2015 and 2016 test scores aren't comparable to previous years. See page 5.

Propel Hazelwood opened in 2014.

Enrollment 250 students

African-American: **79%**, White: **9%**, Multi-ethnic: **7%**, Asian: **2%**, Hispanic: **2%**, IEP**: **18%**; Economically disadvantaged: **90%**



Propel Charter School Northside

K-8 charter school

1805 Buena Vista St., 15212 • Central Northside • 412-325-1412 • Accessible
Principals: Sarah Lordi/Angela Taylor



Teaching 27 teachers

Teachers proud to be part of the school*: **70%**
Teachers new to the school: **59%**
Long-term substitutes: **1**
Teachers absent 18+ days: **7%**
Principal stability: **2 principals in the last 4 years**

School climate

Parents recommend school*: **n/a**
Student stability rate: **87%**
Students suspended at least once: **Overall: 40%**
Black: 44%, White: 16%
Low-income: 39%, IEP**: 44%

Special accomplishments

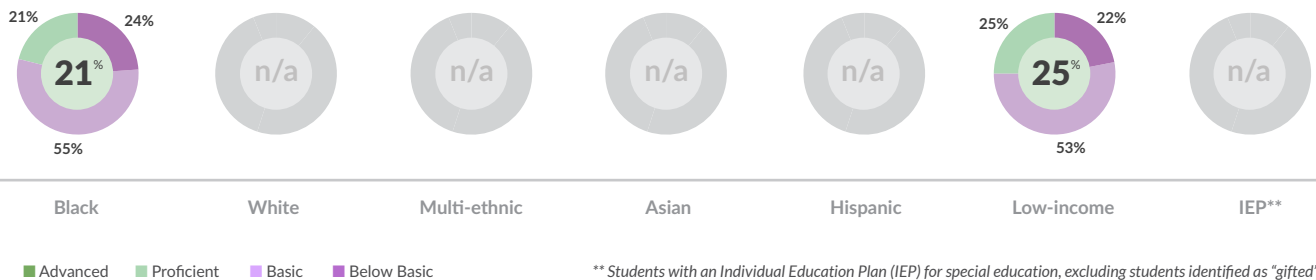
- Students led Propel for Peace Rally
- Display of student art at Destiny of Faith Church Community Center
- New outdoor classroom

* Based on survey responses

Key outcomes (3-5)

3rd grade Reading 2016: Percentage of students at each PSSA achievement level

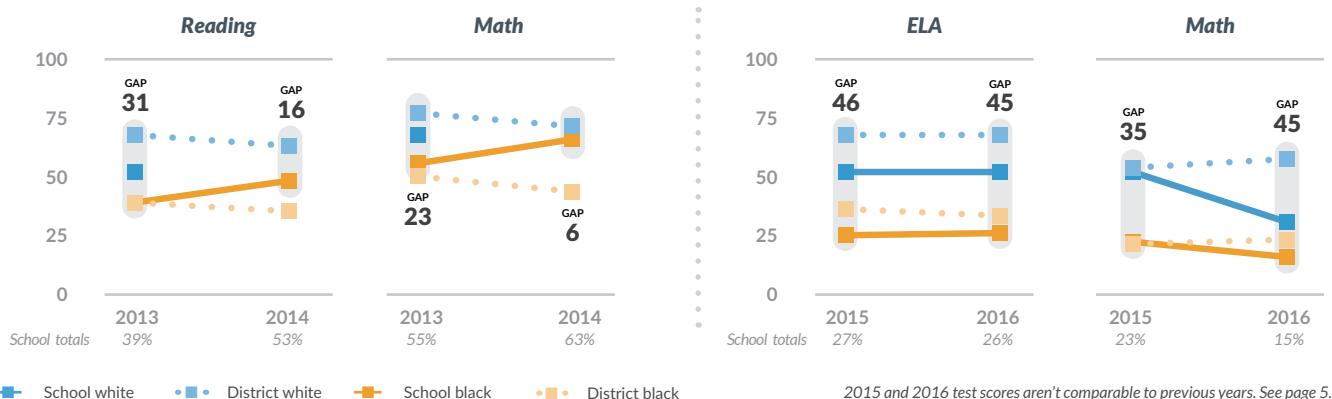
(Middle number: percent Proficient/Advanced)



** Students with an Individual Education Plan (IEP) for special education, excluding students identified as "gifted"

Gap in percentage of students at Proficient/Advanced levels on PSSA tests (3rd through 5th grades)

Gap: Difference between black achievement at the school and white achievement in the district



2015 and 2016 test scores aren't comparable to previous years. See page 5.

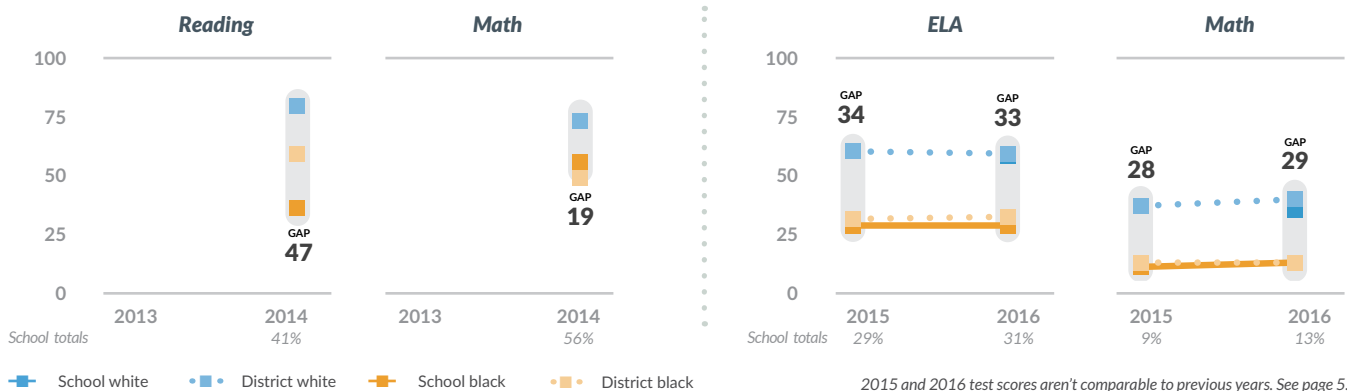
Key outcomes (6-8)

8th grade algebra Students who took algebra by the end of 8th grade: **0 out of 33**

No students took the Algebra 1 Keystone Exam.

Gap in percentage of students at Proficient/Advanced levels on PSSA tests (6th through 8th grades)

Gap: Difference between black achievement at the school and white achievement in the district



2015 and 2016 test scores aren't comparable to previous years. See page 5. Propel Northside added 6th grade in 2013, 7th grade in 2014, and 8th grade in 2015. Not all student groups were reportable for every year.

Enrollment 405 students

African-American: **78%**, White: **12%**, Multi-ethnic: **9%**, Hispanic: **1%**, IEP**: **12%**

Economically disadvantaged: **86%**



Urban Pathways 6-12 Charter School

6-12 charter school

914 Penn Ave., Third Floor, 15222 • Downtown • 412-392-4601 • Accessible
Principal: Kathleen Garland



Teaching 26 teachers

Teachers feel the school is a good place to work and learn*: **n/a**

Teachers new to the school: **n/a**

Long-term substitutes: **0**

Teachers absent 18+ days: **0%**

Principal stability: **3 principals in the last 4 years**

School climate

Parents recommend school*: **n/a**

Student stability rate: **95%**

Students suspended at least once:

Overall: 38%

Black: 38%

White: n/a

Low-income: 43%

IEP**: 48%

Special accomplishments

- Grand prize winner in Edmentum Summer Academic Sprints contest
- Steel drum players performed with Dutch artist Allard van Hoorn for Mix-N-Match in Market Square

* Based on survey responses

College/trade school readiness

Graduation rates over time

2015: **87%**, 2014: **97%**, 2013: **97%**, 2012: **97%**

Percentage of seniors eligible for Pittsburgh Promise scholarship (grade point average eligibility only):

Overall: 65%

Black: 65%

White: n/a

Low-income: 62%

IEP**: n/a

Percentage of students taking AP (Advanced Placement) courses:

Overall: 13%

Black: 13%

White: n/a

Low-income: 11%

IEP**: n/a

Enrollment 317 students

African-American: **99%**, IEP**: **n/a**

Economically disadvantaged: **65%**

Key outcomes (6-8)

8th grade algebra Students who took algebra by the end of 8th grade: **n/a**

87%

Graduation rate

66%

Attending college/trade school

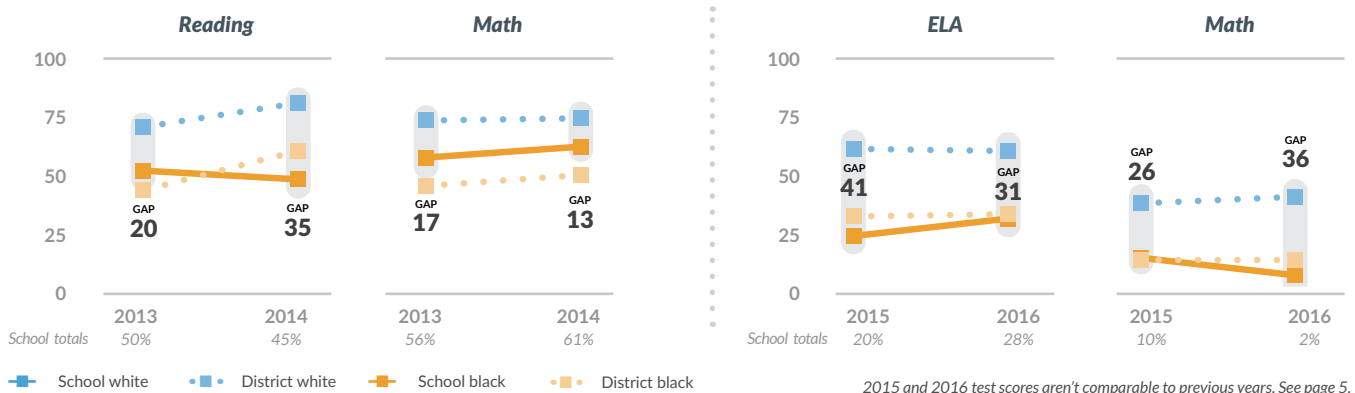
65%

Eligible for Pittsburgh Promise

Key outcomes (6-8)

Gap in percentage of students at Proficient/Advanced levels on PSSA tests (6th through 8th grades)

Gap: Difference between black achievement at the school and white achievement in the district




Key outcomes (9-12)


Percentage of students at each Keystone achievement level by the end of 11th grade, 2016

(Middle number: percent Proficient/Advanced)

Literature



Algebra I



** Students with an Individual Education Plan (IEP) for special education, excluding students identified as "gifted"



City Charter High School

9-12 charter school

201 Stanwix St., Suite 100, 15222 • Downtown • 412-690-2489 • Accessible

Principal: Ron Sofo



Teaching 49 teachers

Teachers feel the school is a good place to work and learn*: **71%**

Teachers new to the school: **8%**

Long-term substitutes: **0**

Teachers absent 18+ days: **4%**

Principal stability: **1 principal in the last 4 years**

School climate

Parents recommend school*: **91%**

Student stability rate: **92%**

Students suspended at least once:

Overall: 11%

Black: 18%

White: 3%

Low-income: 14%

IEP**: 14%

Special accomplishments

- Student team won 2nd place in Students for the Advancement of Global Entrepreneurship national competition
- School's Costa Rica service learning program won Shyne Award

* Based on survey responses

College/trade school readiness

Graduation rates over time

2015: **97%**, 2014: **95%**, 2013: **97%**, 2012: **94%**

Percentage of seniors eligible for Pittsburgh Promise scholarship (grade point average eligibility only):

Overall: 80%

Black: 81%

White: 83%

Low-income: 78%

IEP**: 56%

Percentage of students taking AP (Advanced Placement) courses:

Overall: n/a

Enrollment 617 students

African-American: **50%**, White: **39%**, Multi-ethnic: **8%**, Asian: **1%**, Hispanic: **2%**, IEP**: **11%**

Economically disadvantaged: **70%**

97%
Graduation rate

87%
Attending college/trade school


80%
Eligible for Pittsburgh Promise

Key outcomes


Percentage of students at each Keystone achievement level by the end of 11th grade, 2016

(Middle number: percent Proficient/Advanced)

Literature



Algebra I



■ Advanced ■ Proficient ■ Basic ■ Below Basic

** Students with an Individual Education Plan (IEP) for special education, excluding students identified as "gifted"