



Pittsburgh's middle schools

In the 2016-17 school year:

Pittsburgh had 7 middle (6-8) schools. The average middle school had **292** students and **24** teachers. **73%** of middle school students were economically disadvantaged (receiving public assistance). **34%** of middle school students attended their school of assignment ("capture rate"). The average site-based cost per middle school student was **\$9,491**.

Teaching

87% of middle school teachers feel their school is a good place to work and learn.*
37% of middle school teachers performed at the Proficient level.
63% of middle school teachers performed at the Distinguished level.

School stability

Student stability rate: **91%**
 Teachers new to the school: **15%**
Principal stability 2014-17
5 middle schools had one principal.
2 schools had two principals.

School climate

73% of parents would recommend their child's middle school.*
 On average, **22%** of middle school students were chronically absent.
21% of middle school students were suspended at least once.
 Black: **27%**
 White: **12%**
 Low-income: **25%**
 IEP** : **28%**

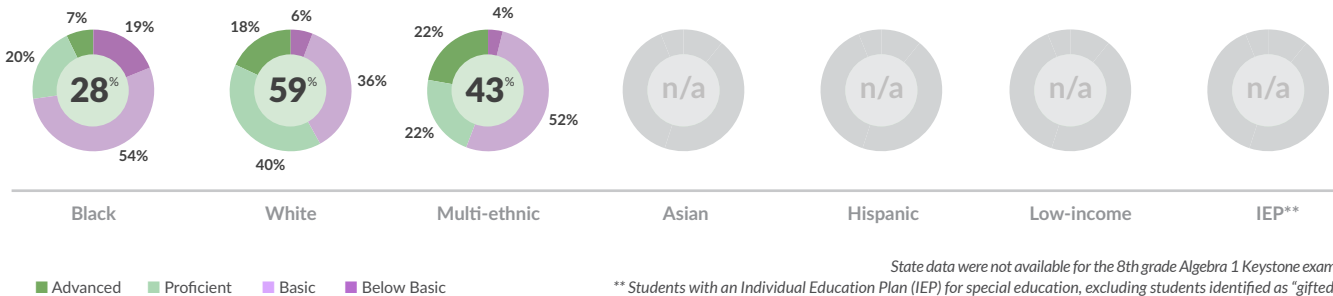
* Based on survey responses

Key outcomes: PPS and state

8th grade algebra Middle school students who took algebra by the end of 8th grade: **241 out of 648**

Percentage of middle school students at each Algebra 1 Keystone achievement level by the end of 8th grade, 2017

(Middle number: percent PPS Proficient/Advanced)

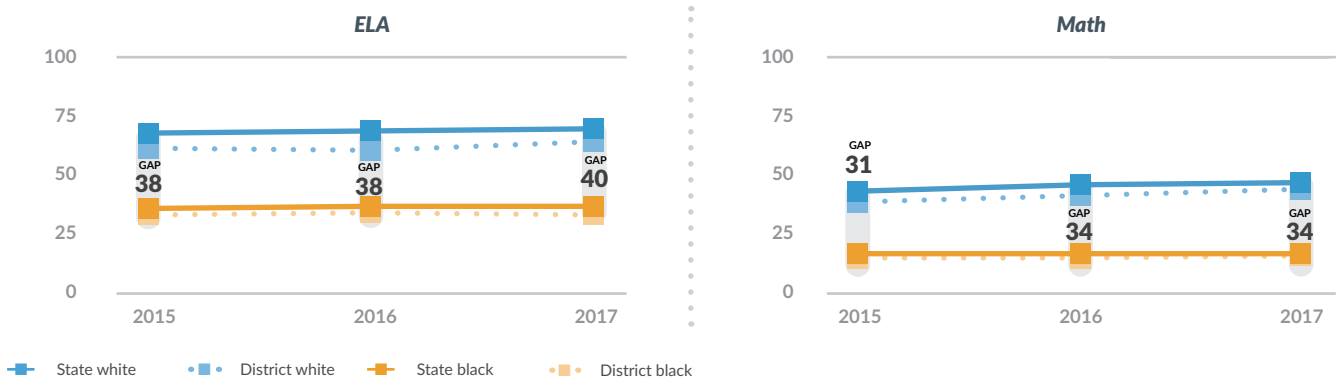


State data were not available for the 8th grade Algebra 1 Keystone exam.

** Students with an Individual Education Plan (IEP) for special education, excluding students identified as "gifted"

Gap in percentage of students at Proficient/Advanced levels on PSSA tests (6th through 8th grades)

Gap: Difference between black students in the district and white students in the state



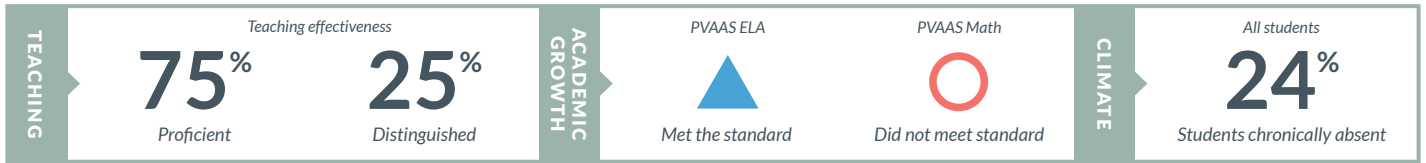


Pittsburgh Allegheny 6-8

Traditional Academy magnet school

810 Arch St., 15212 • Allegheny Center • 412-529-4115 • Accessible

Principal: Yarra Howze



Teaching 15 teachers

Teachers feel the school is a good place to work and learn*: **72%**
 Teachers new to the school: **53%**
 Teachers absent 18+ days: **0%**
 Principal stability: **2 principals in the last 4 years**

School climate

Parents recommend school*: **81%**
 Student stability rate: **92%**
 Students suspended at least once:
Overall: 29%
 Black: 31%, White: 12%,
 Low-income: 34%, IEP**: 44%

Special accomplishments

- "Do the Write Thing" essay contest winners


* Based on survey responses

Key outcomes

8th grade algebra Students who took algebra by the end of 8th grade: **27 out of 61**

Percentage of students at each Algebra I Keystone achievement level by the end of 8th grade, 2017

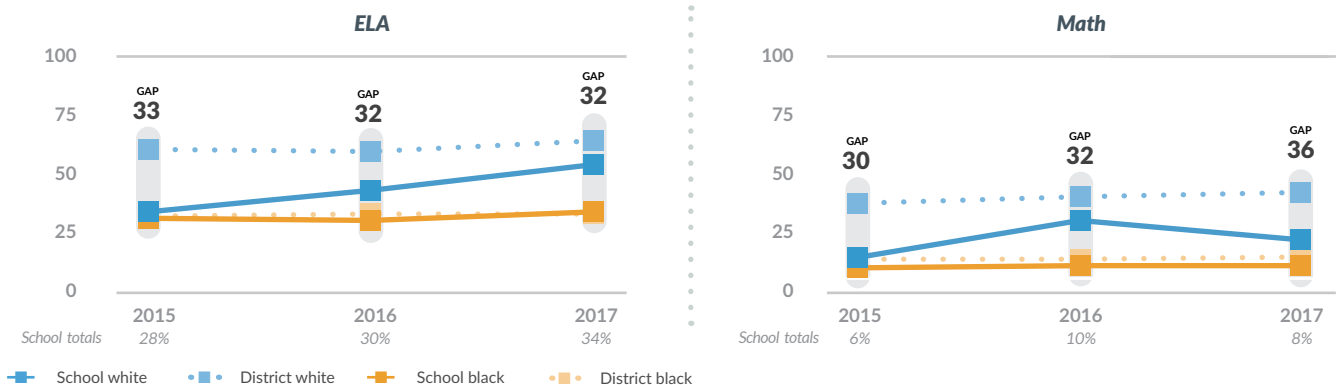
(Middle number: percent Proficient/Advanced)



** Students with an Individual Education Plan (IEP) for special education, excluding students identified as "gifted"

Gap in percentage of students at Proficient/Advanced levels on PSSA tests (6th through 8th grades)

Gap: Difference between black achievement at the school and white achievement in the district



Enrollment 211 students (District 6-8 average: 292) Capture rate n/a (District 6-8 average: 34%)

African-American: **81%**, White: **9%**, Multi-ethnic: **8%**, Hispanic: **2%**, IEP**: **23%**

Economically disadvantaged: **84%** (District 6-8 average: 73%)



Pittsburgh Arsenal 6-8

Neighborhood school with an "English as a Second Language" program

220 40th St., 15201 • Lawrenceville • 412-529-5740 • Accessible, with exceptions

Principal: Patti Camper



Teaching 22 teachers

Teachers feel the school is a good place to work and learn*: **83%**

Teachers new to the school: **14%**

Teachers absent 18+ days: **13%**

Principal stability: **1 principal in the last 4 years**

School climate

Parents recommend school*: **72%**

Student stability rate: **91%**

Students suspended at least once:

Overall: 15%

Black: 17%, White: 9%,

Low-income: 16%, IEP**: 15%

Special accomplishments

- 2016-17 Interscholastic girls' volleyball and boys' soccer champions
- Community School site
- School recognized with STAR award for academic growth

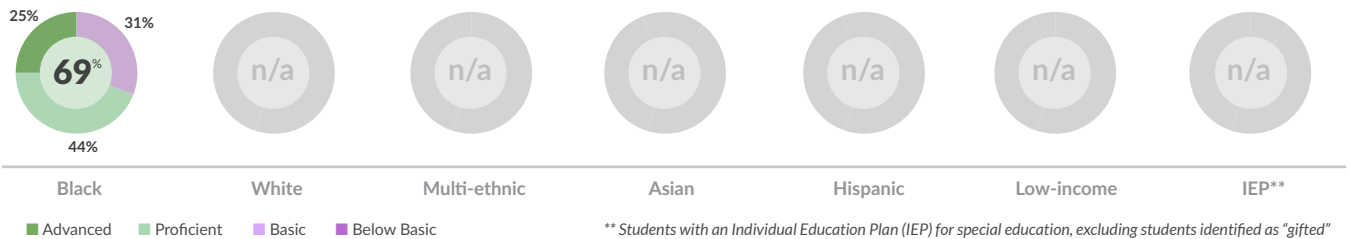
* Based on survey responses

Key outcomes

8th grade algebra Students who took algebra by the end of 8th grade: **21 out of 75**

Percentage of students at each Algebra I Keystone achievement level by the end of 8th grade, 2017

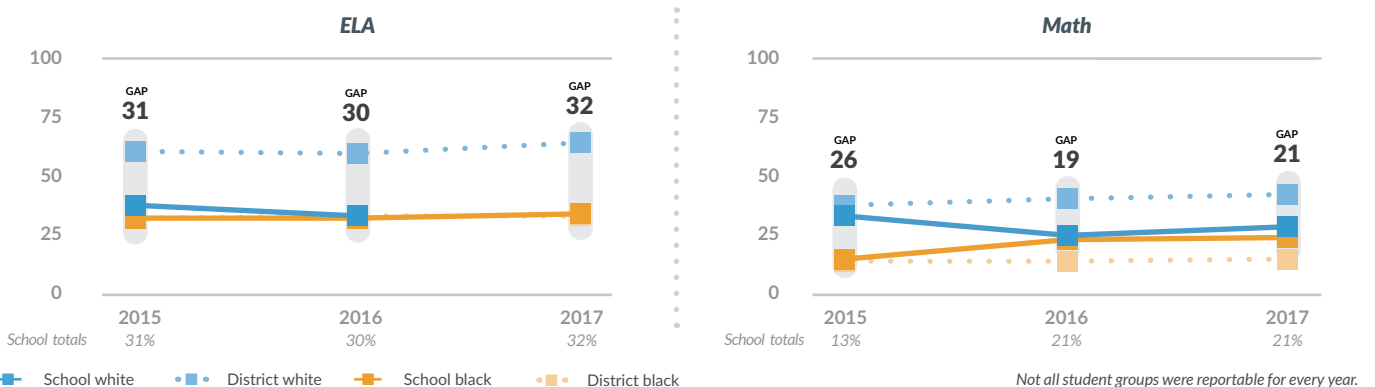
(Middle number: percent Proficient/Advanced)



** Students with an Individual Education Plan (IEP) for special education, excluding students identified as "gifted"

Gap in percentage of students at Proficient/Advanced levels on PSSA tests (6th through 8th grades)

Gap: Difference between black achievement at the school and white achievement in the district



Not all student groups were reportable for every year.

Enrollment 199 students (District 6-8 average: 292) Capture rate 28% (District 6-8 average: 34%)

African-American: **73%**, White: **10%**, Multi-ethnic: **4%**, Asian: **6%**, Hispanic: **8%**, IEP*: **27%**

Economically disadvantaged: **84%** (District 6-8 average: 73%)



Pittsburgh Classical 6-8

Classical Academy magnet school

1463 Chartiers Ave. Third Floor, 15220 • Crafton Heights • 412-529-3110 • Accessible
Principal: Valerie Merlo



Teaching 27 teachers

Teachers feel the school is a good place to work and learn*: **92%**
Teachers new to the school: **0%**
Teachers absent 18+ days: **5%**
Principal stability: **1 principal in the last 4 years**

School climate

Parents recommend school*: **n/a**
Student stability rate: **95%**
Students suspended at least once:
Overall: 13%
Black: 17%, White: 9%,
Low-income: 18%, IEP**: 13%

Special accomplishments

- "Do the Write Thing" essay contest winners


* Based on survey responses

Key outcomes

8th grade algebra Students who took algebra by the end of 8th grade: **57 out of 95**

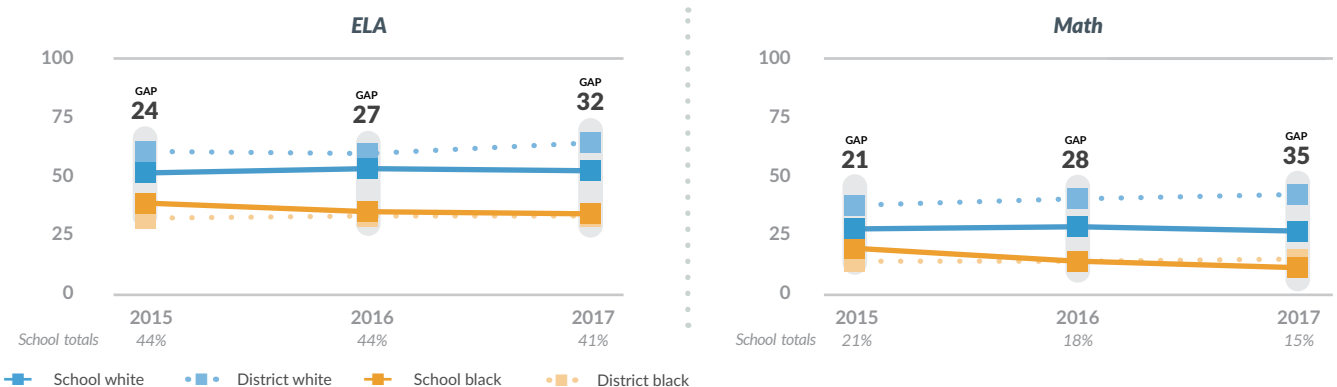
Percentage of students at each Algebra I Keystone achievement level by the end of 8th grade, 2017

(Middle number: percent Proficient/Advanced)



Gap in percentage of students at Proficient/Advanced levels on PSSA tests (6th through 8th grades)

Gap: Difference between black achievement at the school and white achievement in the district



Enrollment 305 students (District 6-8 average: 292) Capture rate n/a (District 6-8 average: 34%)

African-American: **45%**, White: **43%**, Multi-ethnic: **10%**, Asian: **1%**, Hispanic: **2%**, IEP**: **31%**
Economically disadvantaged: **68%** (District 6-8 average: 73%)



Pittsburgh Schiller 6-8

Neighborhood school with a Science, Technology, Engineering, Arts, and Math magnet program

1018 Peralta St., 15212 • East Allegheny • 412-529-4190 • Accessible, with exceptions
Principal: Paula Heinzman



Teaching 14 teachers

Teachers feel the school is a good place to work and learn*: **89%**
Teachers new to the school: **21%**
Teachers absent 18+ days: **0%**
Principal stability: **1 principal in the last 4 years**

School climate

Parents recommend school*: **83%**
Student stability rate: **86%**
Students suspended at least once:
Overall: 22%
Black: 28%, White: 14%,
Low-income: 26%, IEP**: 23%

Special accomplishments

- 1st place winners in African American History Challenge Bowl
- Engineering project in collaboration with Carnegie Science Center
- Schoolwide fundraiser for Juvenile Diabetes Research Foundation

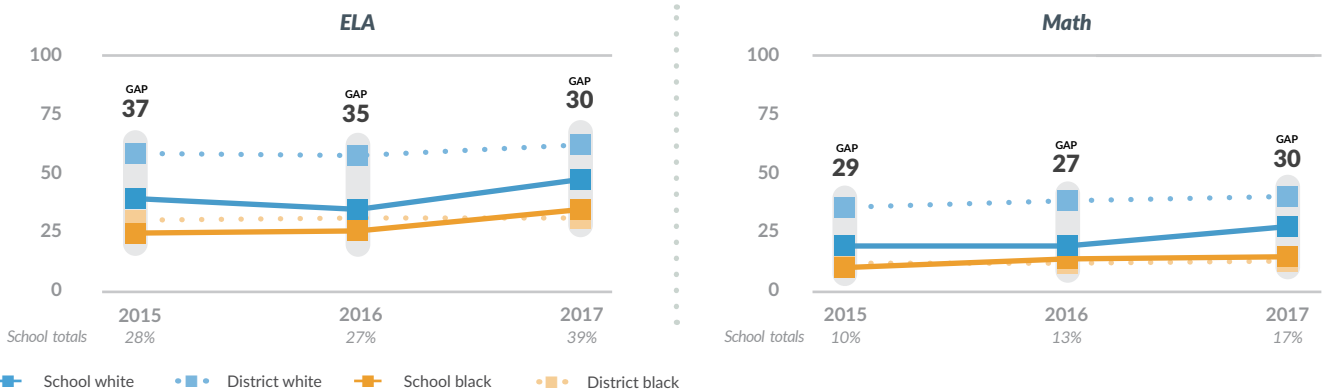
* Based on survey responses

Key outcomes

8th grade algebra Students who took algebra by the end of 8th grade: **1 out of 54**
No students took the Algebra 1 Keystone Exam.

Gap in percentage of students at Proficient/Advanced levels on PSSA tests (6th through 8th grades)

Gap: Difference between black achievement at the school and white achievement in the district



Enrollment 170 students (District 6-8 average: 292) Capture rate 37% (District 6-8 average: 34%)

African-American: **64%**, White: **29%**, Multi-ethnic: **6%**, Asian: **1%**, Hispanic: **1%**, IEP*: **19%**
Economically disadvantaged: **72%** (District 6-8 average: 73%)



Pittsburgh South Brook 6-8

Neighborhood school

779 Dunster St., 15226 • Brookline • 412-529-8170 • Accessible

Principal: Jennifer McNamara



Teaching 25 teachers

Teachers feel the school is a good place to work and learn*: **93%**
 Teachers new to the school: **16%**
 Teachers absent 18+ days: **0%**
 Principal stability: **2 principals in the last 4 years**

School climate

Parents recommend school*: **59%**
 Student stability rate: **91%**
 Students suspended at least once:
Overall: 18%
 Black: 31%, White: 14%,
 Low-income: 25%, IEP**: 27%

Special accomplishments

- “Do the Write Thing” essay contest winners


* Based on survey responses

Key outcomes

8th grade algebra Students who took algebra by the end of 8th grade: **55 out of 115**

Percentage of students at each Algebra I Keystone achievement level by the end of 8th grade, 2017

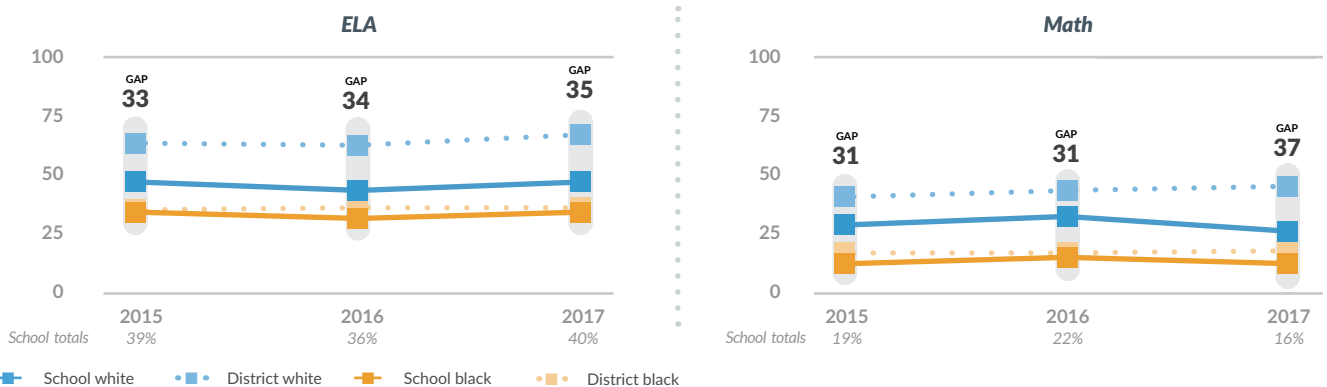
(Middle number: percent Proficient/Advanced)



** Students with an Individual Education Plan (IEP) for special education, excluding students identified as “gifted”

Gap in percentage of students at Proficient/Advanced levels on PSSA tests (6th through 8th grades)

Gap: Difference between black achievement at the school and white achievement in the district



Enrollment 356 students (District 6-8 average: 292) Capture rate 48% (District 6-8 average: 34%)

African-American: **22%**, White: **62%**, Multi-ethnic: **11%**, Asian: **3%**, Hispanic: **1%**, IEP**: **17%**
 Economically disadvantaged: **60%** (District 6-8 average: 73%)



Pittsburgh South Hills 6-8

Neighborhood school with an "English as a Second Language" program

595 Crane Ave., 15216 • Beechview • 412-529-8130 • Accessible

Principal: Jacqueline Hale



Teaching 37 teachers

Teachers feel the school is a good place to work and learn*: **92%**

Teachers new to the school: **3%**

Teachers absent 18+ days: **3%**

Principal stability: **1 principal in the last 4 years**

School climate

Parents recommend school*: **n/a**

Student stability rate: **88%**

Students suspended at least once:

Overall: 23%

Black: 35%, White: 17%,

Low-income: 25%, IEP**: 30%

Special accomplishments

- Student volunteers packed weekend meals distributed to children by FOCUS Pittsburgh

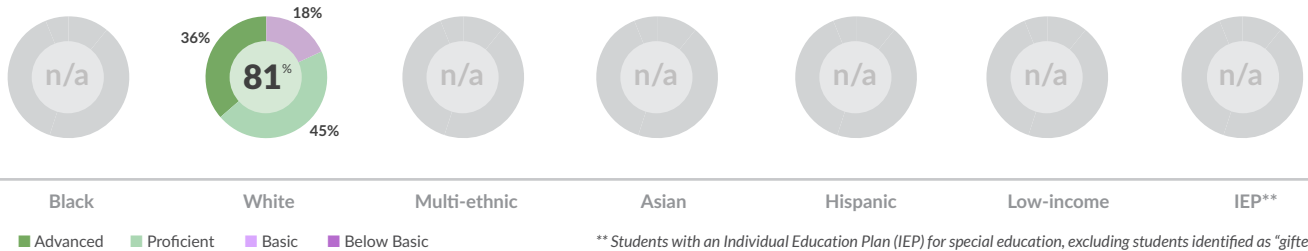
* Based on survey responses

Key outcomes

8th grade algebra Students who took algebra by the end of 8th grade: **33 out of 155**

Percentage of students at each Algebra I Keystone achievement level by the end of 8th grade, 2017

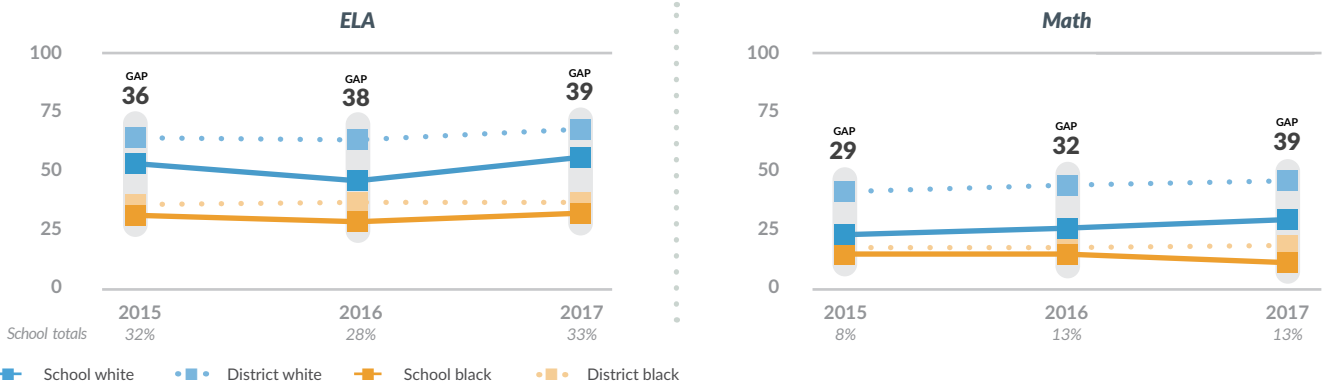
(Middle number: percent Proficient/Advanced)



** Students with an Individual Education Plan (IEP) for special education, excluding students identified as "gifted"

Gap in percentage of students at Proficient/Advanced levels on PSSA tests (6th through 8th grades)

Gap: Difference between black achievement at the school and white achievement in the district



Enrollment 474 students (District 6-8 average: 292) Capture rate 37% (District 6-8 average: 34%)

African-American: **38%**, White: **32%**, Multi-ethnic: **8%**, Asian: **12%**, Hispanic: **10%**, IEP**: **25%**

Economically disadvantaged: **77%** (District 6-8 average: 73%)



Pittsburgh Sterrett 6-8

Neighborhood school with a Classical Academy magnet program

7100 Reynolds St., 15208 • Point Breeze • 412-529-7870 • Accessible

Principal: MiChele Holly



Teaching 25 teachers

Teachers feel the school is a good place to work and learn*: **86%**

Teachers new to the school: **20%**

Teachers absent 18+ days: **5%**

Principal stability: **1 principal in the last 4 years**

School climate

Parents recommend school*: **71%**

Student stability rate: **91%**

Students suspended at least once:

Overall: 28%

Black: 31%, White: 8%,

Low-income: 32%, IEP**: 41%

Special accomplishments

- 2016-17 Interscholastic boys' volleyball champions


* Based on survey responses

Key outcomes

8th grade algebra Students who took algebra by the end of 8th grade: **47 out of 93**

Percentage of students at each Algebra I Keystone achievement level by the end of 8th grade, 2017

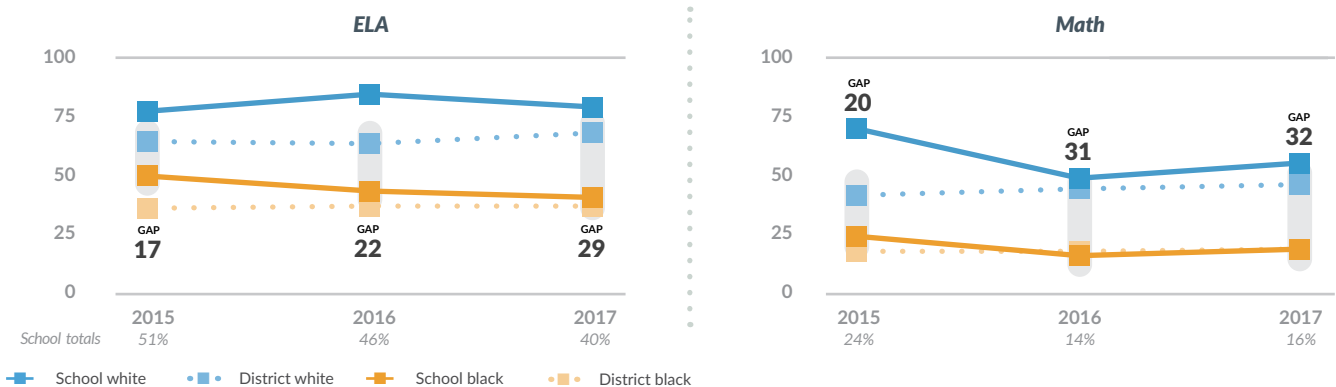
(Middle number: percent Proficient/Advanced)



** Students with an Individual Education Plan (IEP) for special education, excluding students identified as "gifted"

Gap in percentage of students at Proficient/Advanced levels on PSSA tests (6th through 8th grades)

Gap: Difference between black achievement at the school and white achievement in the district



Enrollment 328 students (District 6-8 average: 292) Capture rate 21% (District 6-8 average: 34%)

African-American: **83%**, White: **14%**, Multi-ethnic: **2%**, Asian: **1%**, IEP**: **22%**

Economically disadvantaged: **70%** (District 6-8 average: 73%)