



Pittsburgh's middle schools

In the 2017-18 school year:

Pittsburgh had 7 middle (6-8) schools. The average middle school had **297** students and **24** teachers. **79%** of middle school students were economically disadvantaged (receiving public assistance). **34%** of middle school students attended their school of assignment ("capture rate"). The average site-based cost per middle school student was **\$9,926**.

Teaching/Counseling

85% of middle school teachers feel their school is a good place to work and learn.*

62% of middle school teachers performed at the Distinguished level.

Average counselor/student ratio: **1/283**

School stability

Student stability rate: **92%**

Teachers new to the school: **8%**

Principal stability 2015-18

6 middle schools had one principal.

1 school had two principals.

School climate

85% of parents would recommend their child's middle school.*

On average, **21%** of middle school students were chronically absent.

18% of middle school students were suspended at least once.

Black: **24%**

White: **8%**

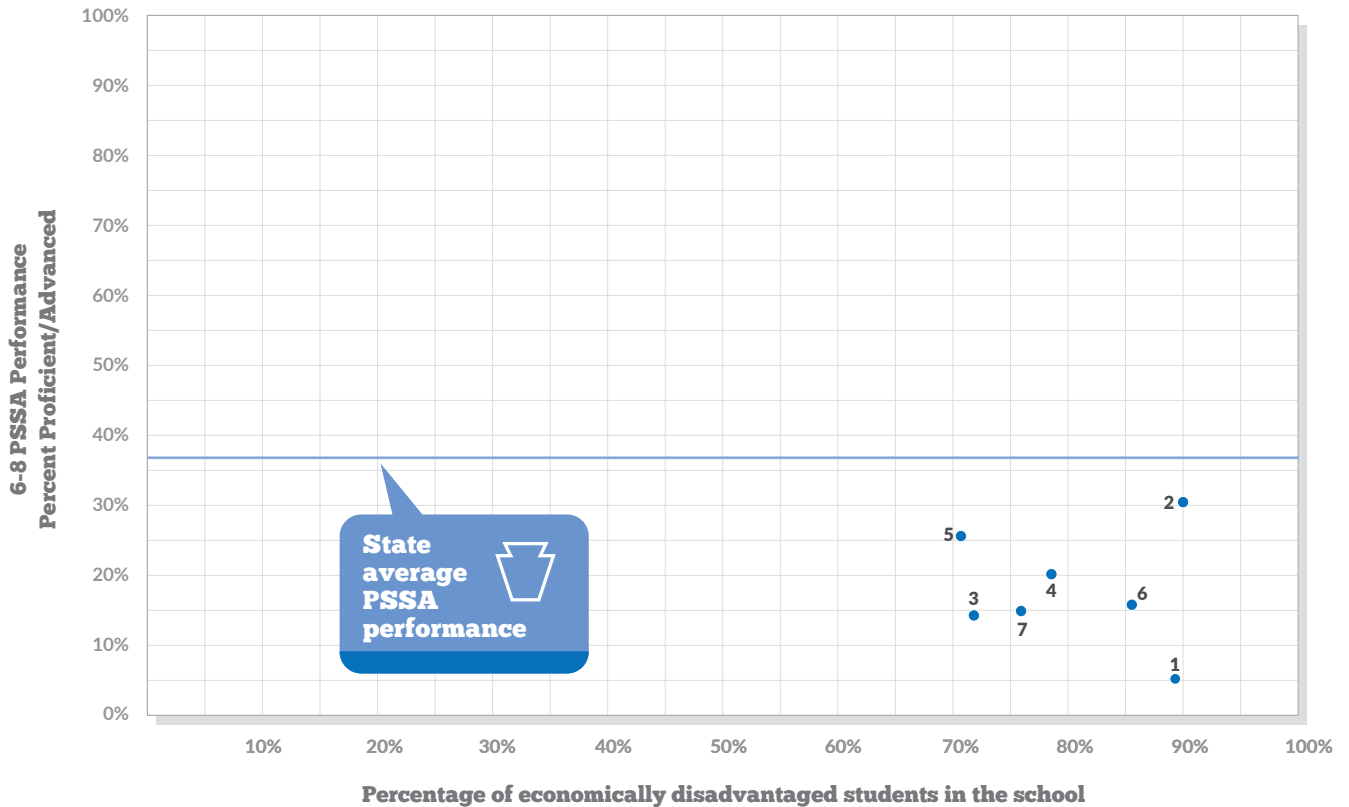
Low-income: **21%**

IEP*: **25%**

* Based on survey responses

8th grade algebra 6-8 students who took algebra by the end of 8th grade: **245 out of 702**

2018 Math achievement and students' economic disadvantage



1	Allegheny 6-8
2	Arsenal 6-8

3	Classical 6-8
4	Schiller 6-8

5	South Brook 6-8
6	South Hills 6-8

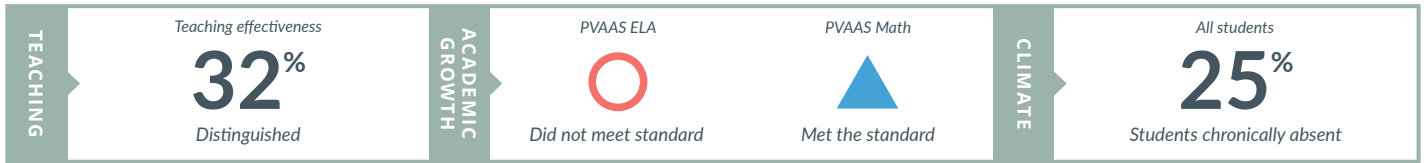
7	Sterrett 6-8
----------	--------------



Pittsburgh Allegheny 6-8

Traditional Academy magnet school

810 Arch St., 15212 • Allegheny Center • 412-529-4115 • Accessible
Principal: Yarra Howze • School Board representative: Kevin Carter



Teaching 16 teachers

Teachers feel the school is a good place to work and learn*: **94%**
Teachers new to the school: **19%**
Teachers absent 18+ days: **13%**
Principal stability: **1 principal in the last 4 years**

Enrollment 216 students

(District 6-8 average: 297)
Black: **81%**, White: **7%**, Multi-ethnic: **8%**, Hispanic: **3%**, IEP**: **31%**
Economically disadvantaged: **89%**
(District 6-8 average: 79%)
Capture rate n/a
(District 6-8 average: 34%)

School climate

Parents recommend school*: **n/a**
Student stability rate: **95%**
Students suspended at least once: **Overall: 20%**
Black: 22%, White: 6%, Low-income: 23%, IEP**: 28%

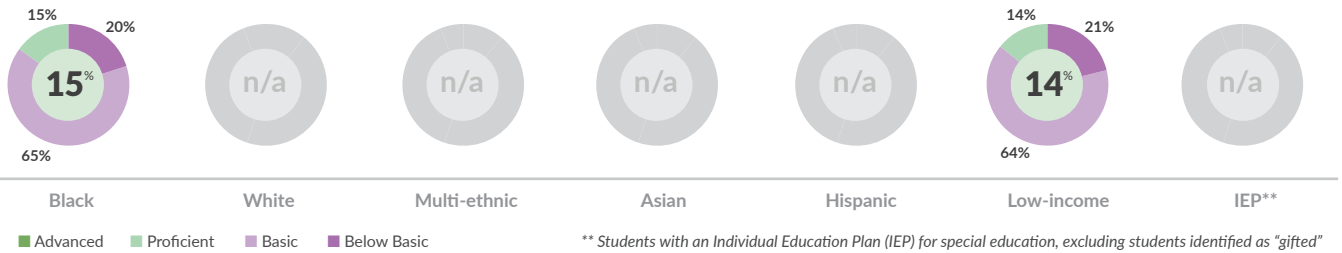
* Based on survey responses

Key outcomes

8th grade algebra Students who took algebra by the end of 8th grade: **28 out of 71**

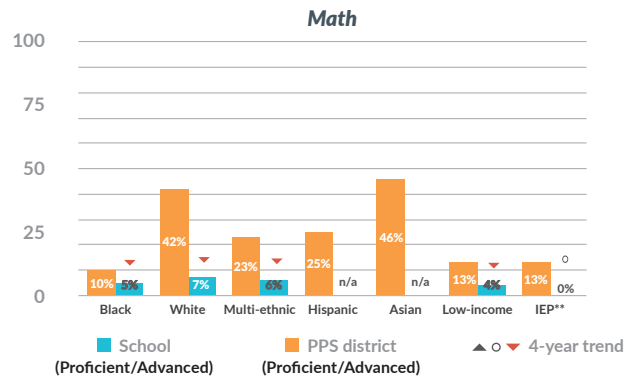
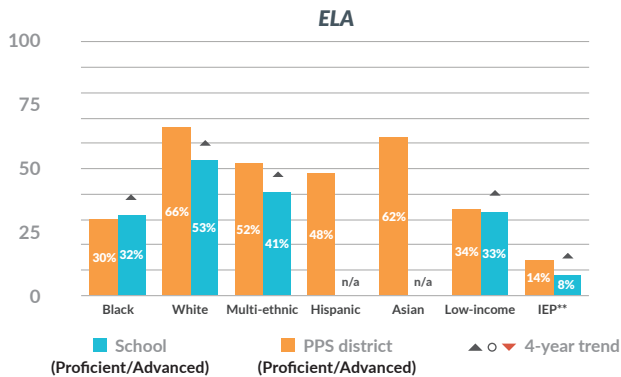
Percentage of students at each Algebra I Keystone achievement level by the end of 8th grade, 2018

(Middle number: percent Proficient/Advanced)



2018 PSSA achievement compared to district (6th through 8th grades)

Percentage at Proficient/Advanced levels, with school trend



2018-19 Special education services

Learning support | Speech & language support | Autism support | Emotional support | Physical & occupational therapy
Regional emotional support classroom



Pittsburgh Arsenal 6-8

Neighborhood school with an "English as a Second Language" program

220 40th St., 15201 • Lawrenceville • 412-529-5740 • Accessible, with exceptions • Principal: Patti Camper • School Board representative: Regina Holley



Teaching 20 teachers

Teachers feel the school is a good place to work and learn*: **92%**
 Teachers new to the school: **10%**
 Teachers absent 18+ days: **10%**
 Principal stability: **1 principal in the last 4 years**

Enrollment 190 students

(District 6-8 average: 297)
 Black: **73%**, White: **11%**, Multi-ethnic: **5%**,
 Asian: **3%**, Hispanic: **8%**, IEP*: **29%**
 Economically disadvantaged: **90%**
 (District 6-8 average: 79%)
Capture rate 25%
 (District 6-8 average: 34%)

School climate

Parents recommend school*: **71%**
 Student stability rate: **94%**
 Students suspended at least once:
Overall: 20%
 Black: 24%, White: 8%,
 Low-income: 20%, IEP*: 28%

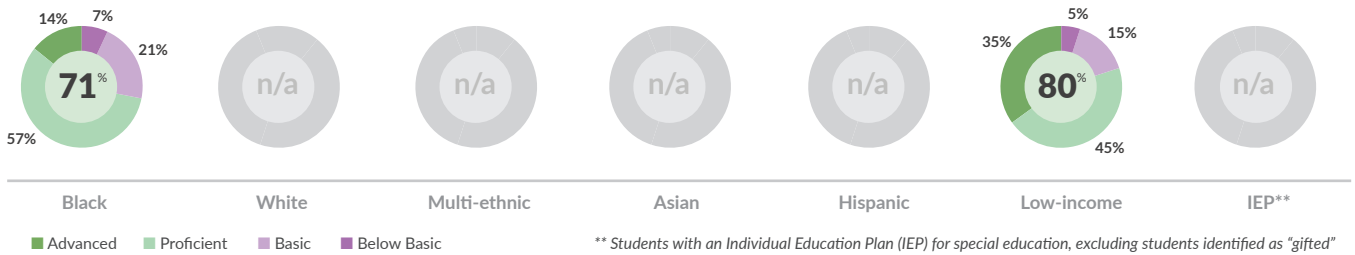
* Based on survey responses

Key outcomes

8th grade algebra Students who took algebra by the end of 8th grade: **20 out of 73**

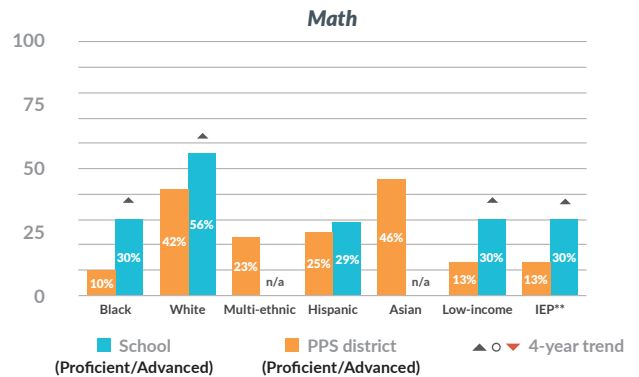
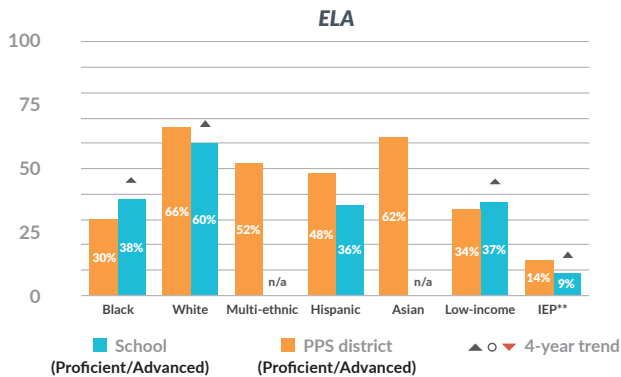
Percentage of students at each Algebra I Keystone achievement level by the end of 8th grade, 2018

(Middle number: percent Proficient/Advanced)



2018 PSSA achievement compared to district (6th through 8th grades)

Percentage at Proficient/Advanced levels, with school trend



2018-19 Special education services

Learning support | Speech & language support | Autism support | Emotional support | Physical & occupational therapy
 Regional life skills & emotional support classrooms



Pittsburgh Classical 6-8

Classical Academy magnet school

1463 Chartiers Ave. Third Floor, 15220 • Crafton Heights • 412-529-3110
 Accessible • Principal: Valerie Merlo • School Board representative: Veronica Edwards



Teaching 29 teachers

Teachers feel the school is a good place to work and learn*: **93%**
 Teachers new to the school: **3%**
 Teachers absent 18+ days: **14%**
 Principal stability: **1 principal in the last 4 years**

Enrollment 309 students

(District 6-8 average: 297)
 Black: **47%**, White: **41%**, Multi-ethnic: **9%**,
 Asian: **1%**, Hispanic: **2%**, IEP**: **30%**
 Economically disadvantaged: **72%**
 (District 6-8 average: 79%)
Capture rate n/a
 (District 6-8 average: 34%)

School climate

Parents recommend school*: **97%**
 Student stability rate: **92%**
 Students suspended at least once:
Overall: 10%
 Black: 17%, White: 4%,
 Low-income: 12%, IEP**: 14%

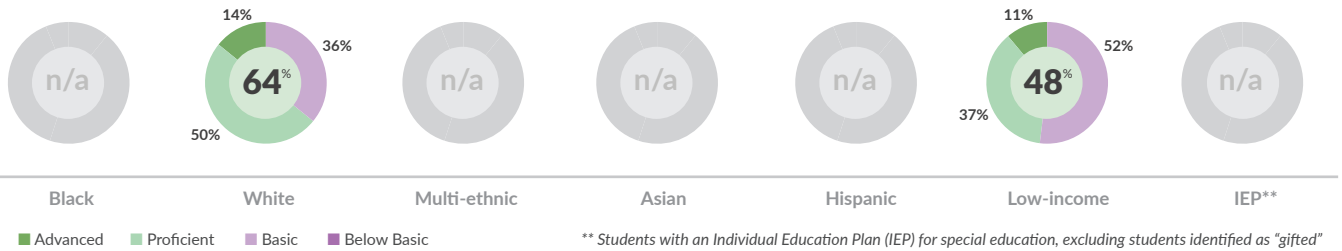
* Based on survey responses

Key outcomes

8th grade algebra Students who took algebra by the end of 8th grade: **27 out of 97**

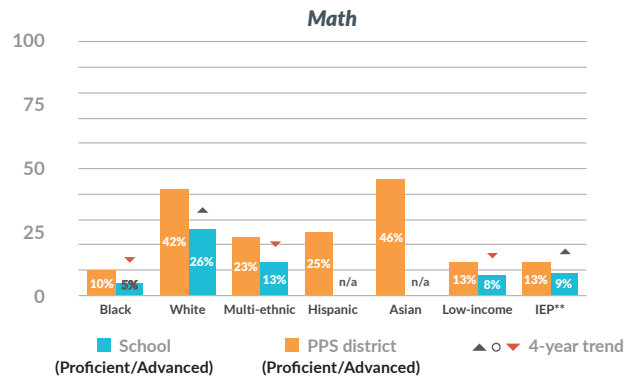
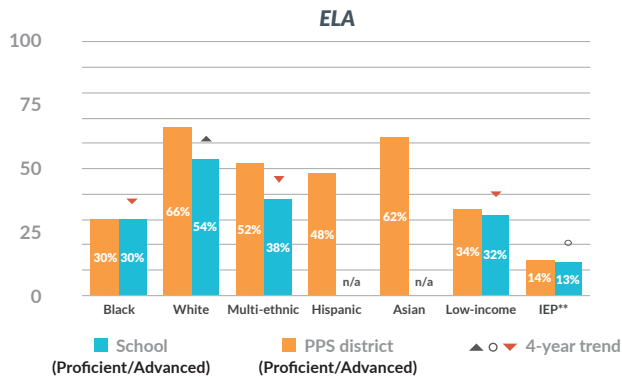
Percentage of students at each Algebra I Keystone achievement level by the end of 8th grade, 2018

(Middle number: percent Proficient/Advanced)



2018 PSSA achievement compared to district (6th through 8th grades)

Percentage at Proficient/Advanced levels, with school trend



2018-19 Special education services

Learning support | Speech & language support | Autism support | Emotional support | Physical & occupational therapy
 Regional autism & multiple disabilities support classrooms



Pittsburgh Schiller 6-8

Neighborhood school with a Science, Technology, Engineering, Arts, and Math magnet program

1018 Peralta St., 15212 • East Allegheny • 412-529-4190 • Accessible, with exceptions
Principal: Paula Heinzman • School Board representative: Regina Holley



Teaching 18 teachers

Teachers feel the school is a good place to work and learn*: **76%**
Teachers new to the school: **17%**
Teachers absent 18+ days: **6%**
Principal stability: **1 principal in the last 4 years**

Enrollment 178 students

(District 6-8 average: 297)
Black: **61%**, White: **27%**, Multi-ethnic: **10%**, Asian: **1%**, Hispanic: **1%**, IEP*: **20%**
Economically disadvantaged: **78%**
(District 6-8 average: 79%)
Capture rate 37%
(District 6-8 average: 34%)

School climate

Parents recommend school*: **89%**
Student stability rate: **93%**
Students suspended at least once: **Overall: 17%**
Black: 21%, White: 8%, Low-income: 18%, IEP*: 21%

* Based on survey responses

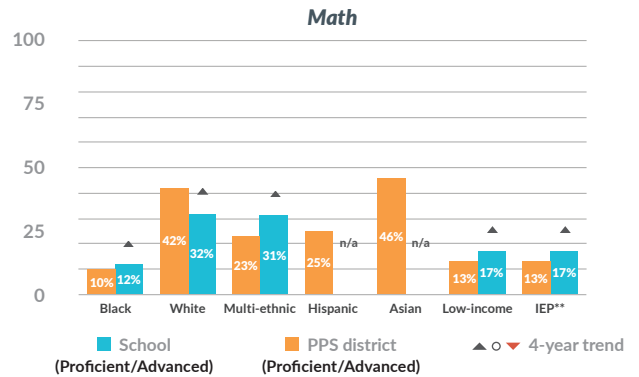
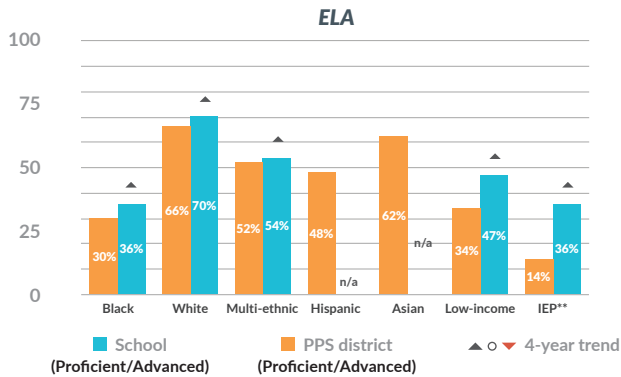
Key outcomes

8th grade algebra Students who took algebra by the end of 8th grade: **0 out of 42**

No students took the Algebra I Keystone Exam.

2018 PSSA achievement compared to district (6th through 8th grades)

Percentage at Proficient/Advanced levels, with school trend



2018-19 Special education services

Learning support | Speech & language support | Autism support | Emotional support | Physical & occupational therapy



Pittsburgh South Brook 6-8

Neighborhood school

779 Dunster St., 15226 • Brookline • 412-529-8170 • Accessible

Principal: Jennifer McNamara • School Board representative: Moira Kaleida



TEACHING	Teaching effectiveness	ACADEMIC GROWTH	PVAAS ELA	PVAAS Math	CLIMATE	All students
	85% Distinguished		Exceeded the standard	Exceeded the standard		31% Students chronically absent

Teaching 25 teachers

Teachers feel the school is a good place to work and learn*: **90%**
 Teachers new to the school: **0%**
 Teachers absent 18+ days: **0%**
 Principal stability: **2 principals in the last 4 years**

Enrollment 387 students

(District 6-8 average: 297)
 Black: **25%**, White: **57%**, Multi-ethnic: **11%**, Asian: **5%**, Hispanic: **1%**, IEP***: **24%**
 Economically disadvantaged: **71%**
 (District 6-8 average: 79%)
Capture rate 47%
 (District 6-8 average: 34%)

School climate

Parents recommend school*: **n/a**
 Student stability rate: **91%**
 Students suspended at least once:
Overall: 15%
 Black: 25%, White: 13%,
 Low-income: 19%, IEP***: 25%


* Based on survey responses

Key outcomes

8th grade algebra Students who took algebra by the end of 8th grade: **55 out of 133**

Percentage of students at each Algebra I Keystone achievement level by the end of 8th grade, 2018

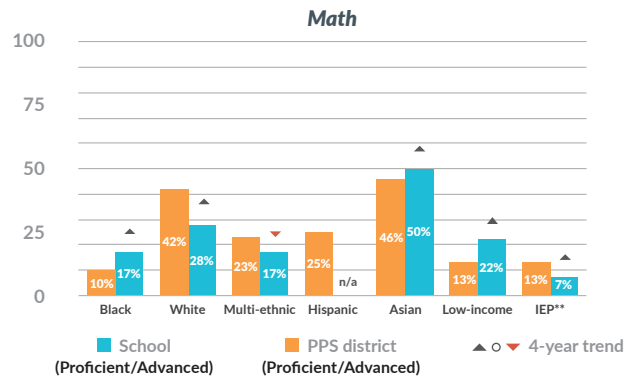
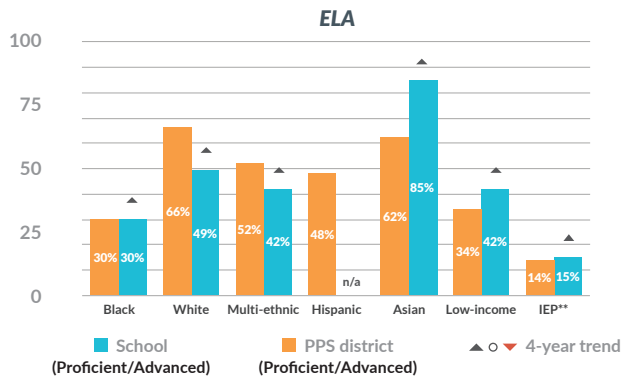
(Middle number: percent Proficient/Advanced)



** Students with an Individual Education Plan (IEP) for special education, excluding students identified as "gifted"

2018 PSSA achievement compared to district (6th through 8th grades)

Percentage at Proficient/Advanced levels, with school trend



2018-19 Special education services

Learning support | Speech & language support | Autism support | Emotional support | Physical & occupational therapy



Pittsburgh South Hills 6-8

Neighborhood school with an "English as a Second Language" program

595 Crane Ave., 15216 • Beechview • 412-529-8130 • Accessible
Principal: Anthony Varlotta • School Board representative: Moira Kaleida



Teaching 39 teachers

Teachers feel the school is a good place to work and learn*: **93%**
Teachers new to the school: **5%**
Teachers absent 18+ days: **8%**
Principal stability: **1 principal in the last 4 years**

Enrollment 476 students

(District 6-8 average: 297)
Black: **38%**, White: **33%**, Multi-ethnic: **9%**, Asian: **10%**, Hispanic: **10%**, IEP**: **27%**
Economically disadvantaged: **86%**
(District 6-8 average: 79%)
Capture rate 36%
(District 6-8 average: 34%)

School climate

Parents recommend school*: **n/a**
Student stability rate: **88%**
Students suspended at least once: **Overall: 20%**
Black: 27%, White: 16%, Low-income: 22%, IEP**: 21%

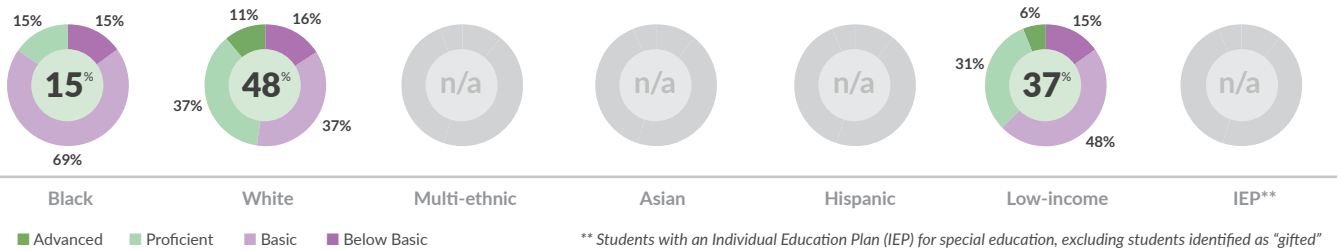
* Based on survey responses

Key outcomes

8th grade algebra Students who took algebra by the end of 8th grade: **48 out of 175**

Percentage of students at each Algebra I Keystone achievement level by the end of 8th grade, 2018

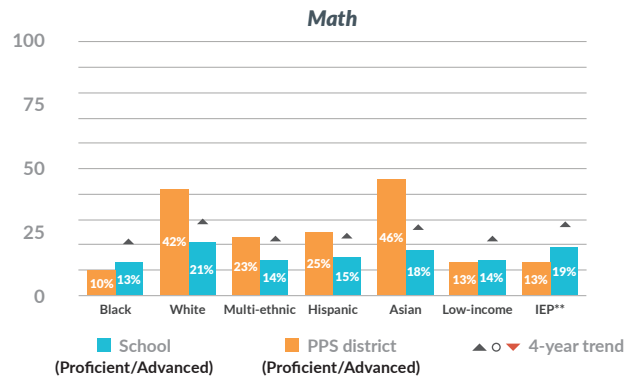
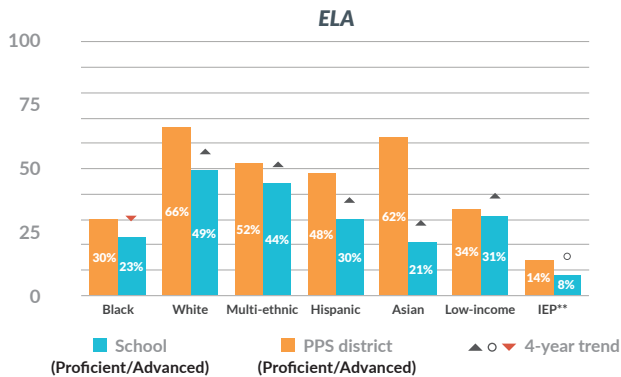
(Middle number: percent Proficient/Advanced)



** Students with an Individual Education Plan (IEP) for special education, excluding students identified as "gifted"

2018 PSSA achievement compared to district (6th through 8th grades)

Percentage at Proficient/Advanced levels, with school trend



2018-19 Special education services

Learning support | Speech & language support | Autism support | Emotional support | Physical & occupational therapy
Regional life skills, emotional, & autism support classrooms



Pittsburgh Sterrett 6-8

Neighborhood school with a Classical Academy magnet program

7100 Reynolds St., 15208 • Point Breeze • 412-529-7870 • Accessible
Principal: MiChele Holly • School Board representative: Sylvia Wilson



TEACHING	Teaching effectiveness	ACADEMIC GROWTH	PVAAS ELA	PVAAS Math	CLIMATE	All students
	33% Distinguished		Exceeded the standard	Exceeded the standard		12% Students chronically absent

Teaching 23 teachers

Teachers feel the school is a good place to work and learn*: **58%**
Teachers new to the school: **4%**
Teachers absent 18+ days: **13%**
Principal stability: **1 principal in the last 4 years**

Enrollment 321 students

(District 6-8 average: 297)
Black: **83%**, White: **15%**, Multi-ethnic: **2%**, IEP***: **26%**
Economically disadvantaged: **76%**
(District 6-8 average: 79%)
Capture rate 20%
(District 6-8 average: 34%)

School climate

Parents recommend school*: **84%**
Student stability rate: **93%**
Students suspended at least once: **Overall: 27%**
Black: 31%, White: 2%, Low-income: 32%, IEP***: 38%


* Based on survey responses

Key outcomes

8th grade algebra Students who took algebra by the end of 8th grade: **67 out of 111**

Percentage of students at each Algebra I Keystone achievement level by the end of 8th grade, 2018

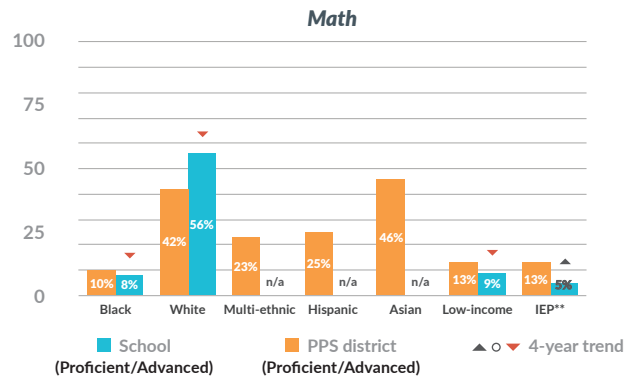
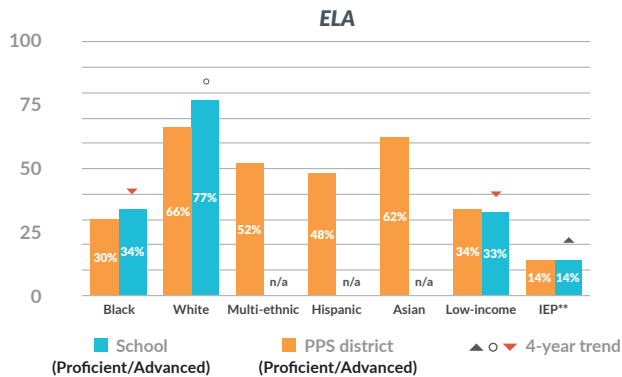
(Middle number: percent Proficient/Advanced)



** Students with an Individual Education Plan (IEP) for special education, excluding students identified as "gifted"

2018 PSSA achievement compared to district (6th through 8th grades)

Percentage at Proficient/Advanced levels, with school trend



2018-19 Special education services

Learning support | Speech & language support | Autism support | Emotional support | Physical & occupational therapy
Regional autism support classroom