



Pittsburgh's K-8 schools

In the 2016-17 school year:

Pittsburgh had 11 K-8 schools. The average K-8 school had **478** students and **37** teachers.
63% of K-8 students were economically disadvantaged (receiving public assistance).
34% of K-8 students attended their school of assignment ("capture rate").
 The average site-based cost per K-8 student was **\$8,905**.

Teaching

74% of K-8 teachers feel their school is a good place to work and learn.*
33% of K-8 teachers performed at the Proficient level.
66% of K-8 teachers performed at the Distinguished level.

School stability

Student stability rate: **89%**
 Teachers new to the school: **14%**
Principal stability 2014-17
4 K-8 schools had one principal.
4 schools had two principals.
3 schools had three or more principals.

School climate

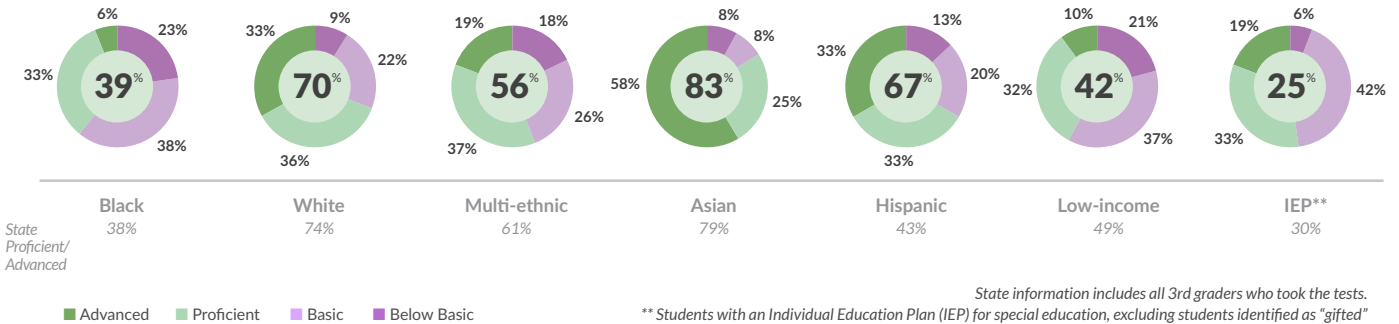
83% of parents would recommend their child's K-8 school.*
 On average, **23%** of K-8 students were chronically absent.
10% of K-8 students were suspended at least once.
 Black: **12%**
 White: **6%**
 Low-income: **12%**
 IEP** : **14%**

* Based on survey responses

Key outcomes (3-5): PPS and state

3rd grade Reading 2017: Percentage of K-8 students at each PSSA achievement level

(Middle number: percent PPS Proficient/Advanced)

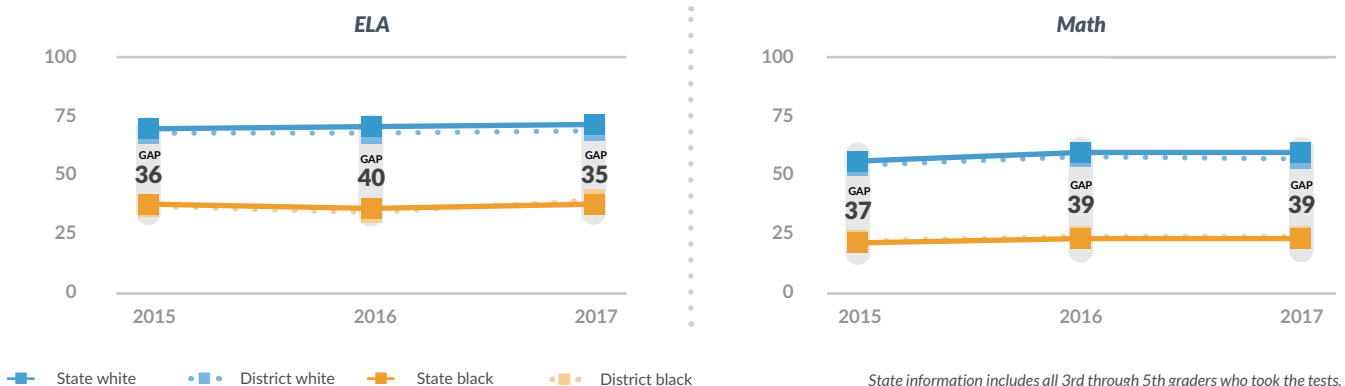


State information includes all 3rd graders who took the tests.

** Students with an Individual Education Plan (IEP) for special education, excluding students identified as "gifted"

Gap in percentage of students at Proficient/Advanced levels on PSSA tests (3rd through 5th grades)

Gap: Difference between black students in the district and white students in the state



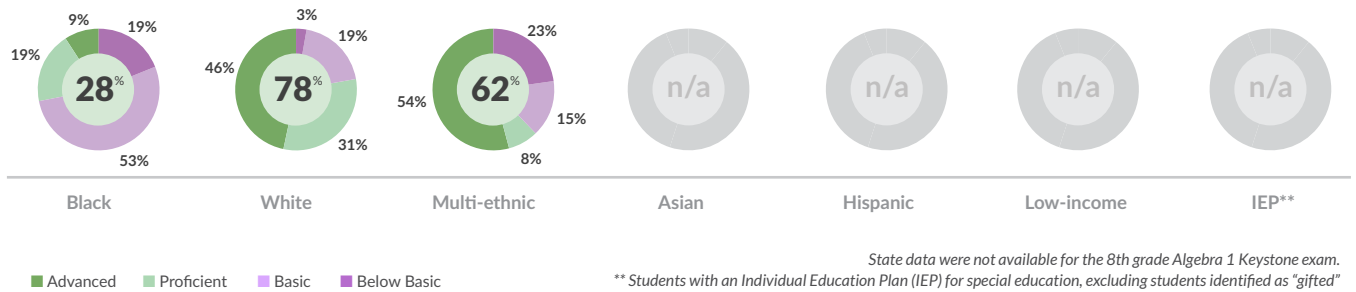
State information includes all 3rd through 5th graders who took the tests.

Key outcomes (6-8): PPS and state

8th grade algebra K-8 students who took algebra by the end of 8th grade: **185 out of 498**

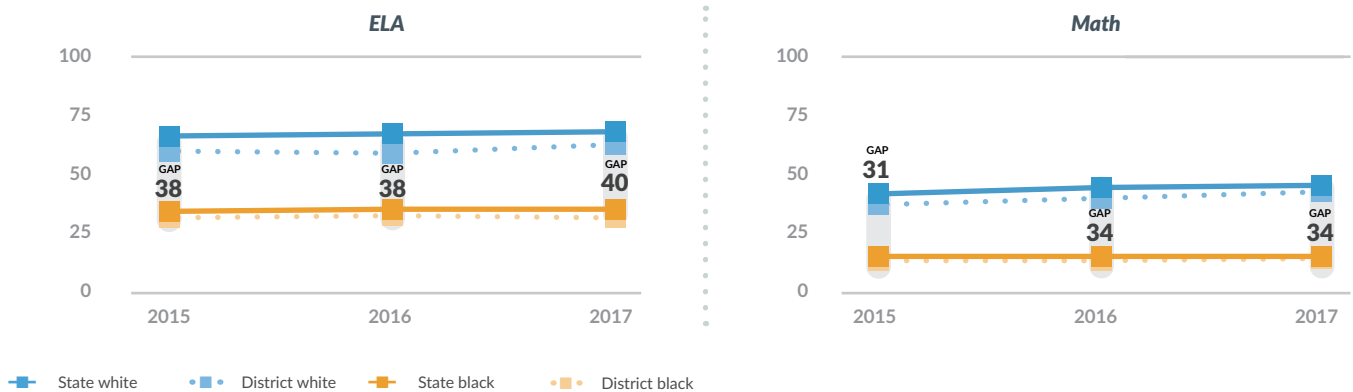
Percentage of K-8 students at each Algebra 1 Keystone achievement level by the end of 8th grade, 2017

(Middle number: percent Proficient/Advanced)



Gap in percentage of students at Proficient/Advanced levels on PSSA tests (6th through 8th grades)

Gap: Difference between black students in the district and white students in the state



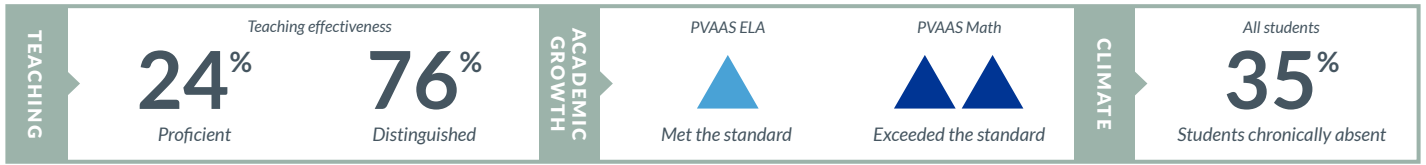


Pittsburgh Arlington PreK-8

Neighborhood school

800 Rectenwald St., 15210 • Mt. Oliver • 412-529-4700 • Accessible

Principal: Holly Ballard



Teaching 40 teachers

Teachers feel the school is a good place to work and learn*: **45%**
 Teachers new to the school: **18%**
 Teachers absent 18+ days: **6%**
 Principal stability: **3 principals in the last 4 years**

School climate

Parents recommend school*: **n/a**
 Student stability rate: **80%**
 Students suspended at least once:
Overall: 16%
 Black: 19%
 White: 6%
 Low-income: 17%
 IEP**: 22%

Special accomplishments

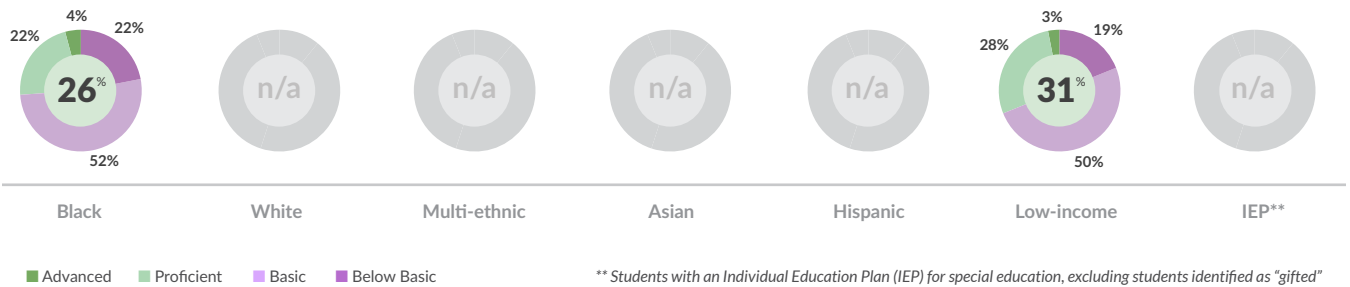
- Students worked with teachers to set weekly behavior goals
- After-school science program
- Career Day

* Based on survey responses

Key outcomes (3-5)

3rd grade Reading 2017: Percentage of students at each PSSA achievement level

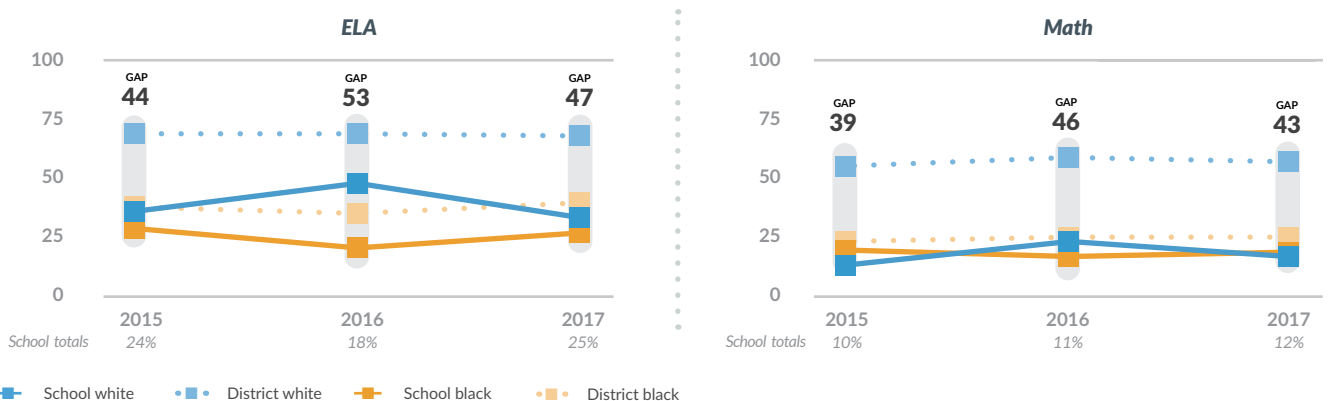
(Middle number: percent Proficient/Advanced)



** Students with an Individual Education Plan (IEP) for special education, excluding students identified as "gifted"

Gap in percentage of students at Proficient/Advanced levels on PSSA tests (3rd through 5th grades)

Gap: Difference between black achievement at the school and white achievement in the district



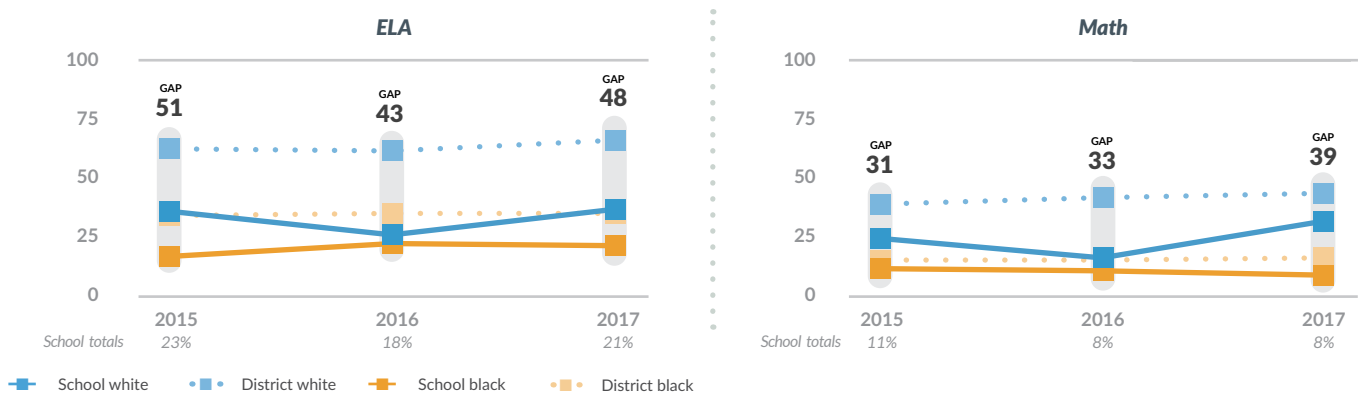
Key outcomes (6-8)

8th grade algebra Students who took algebra by the end of 8th grade: **13 out of 36**

The subgroups of students who took the Algebra 1 Keystone Exam were too small for results to be reported.

Gap in percentage of students at Proficient/Advanced levels on PSSA tests (6th through 8th grades)

Gap: Difference between black achievement at the school and white achievement in the district



Enrollment 412 students (District K-8 average: 441) **Capture rate** 30% (District K-8 average: 36%)

African-American: **66%**, White: **19%**, Multi-ethnic: **11%**, Asian: **2%**, Hispanic: **2%**, IEP**: **28%**

Economically disadvantaged: **84%** (District K-8 average: 63%)



Pittsburgh Brookline PreK-8

Neighborhood school

500 Woodbourne Ave., 15226 • Brookline • 412-529-7380 • Accessible

Principal: John Vater



Teaching 37 teachers

Teachers feel the school is a good place to work and learn*: **95%**

Teachers new to the school: **5%**

Teachers absent 18+ days: **3%**

Principal stability: **2 principals in the last 4 years**

School climate

Parents recommend school*: **92%**

Student stability rate: **95%**

Students suspended at least once:

Overall: 4%

Black: 3%

White: 4%

Low-income: 7%

IEP**: 7%

Special accomplishments

- 2016-17 Interscholastic girls' soccer champions

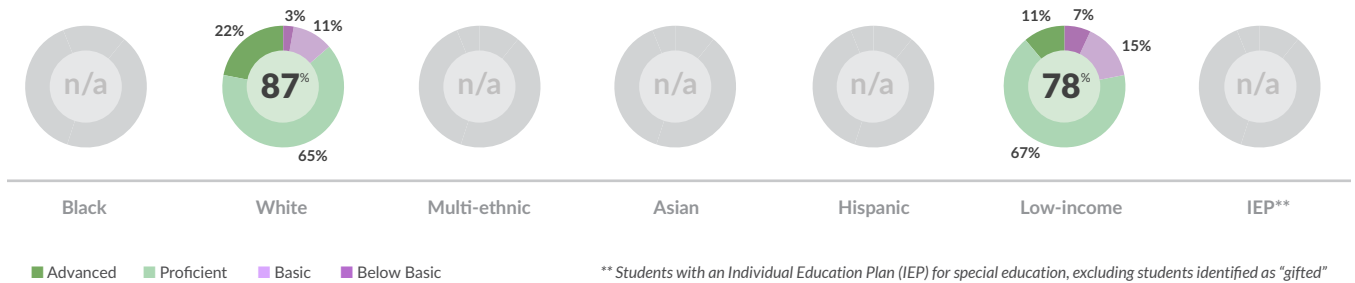
- Dancing Classrooms Silver medalists

* Based on survey responses

Key outcomes (3-5)

3rd grade Reading 2017: Percentage of students at each PSSA achievement level

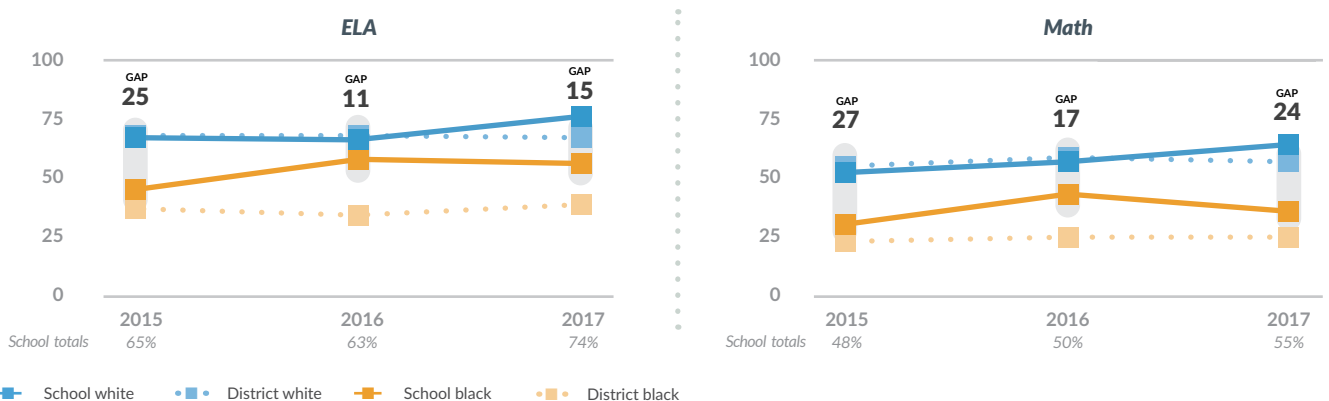
(Middle number: percent Proficient/Advanced)



** Students with an Individual Education Plan (IEP) for special education, excluding students identified as "gifted"

Gap in percentage of students at Proficient/Advanced levels on PSSA tests (3rd through 5th grades)

Gap: Difference between black achievement at the school and white achievement in the district

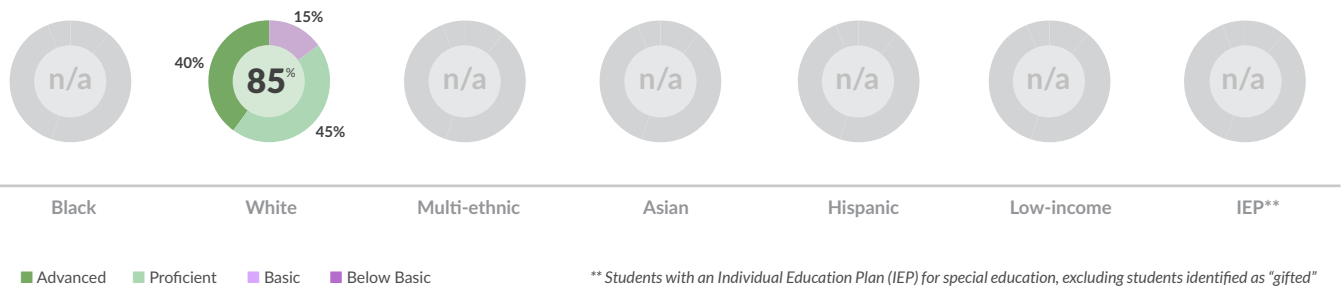


Key outcomes (6-8)

8th grade algebra Students who took algebra by the end of 8th grade: **30 out of 74**

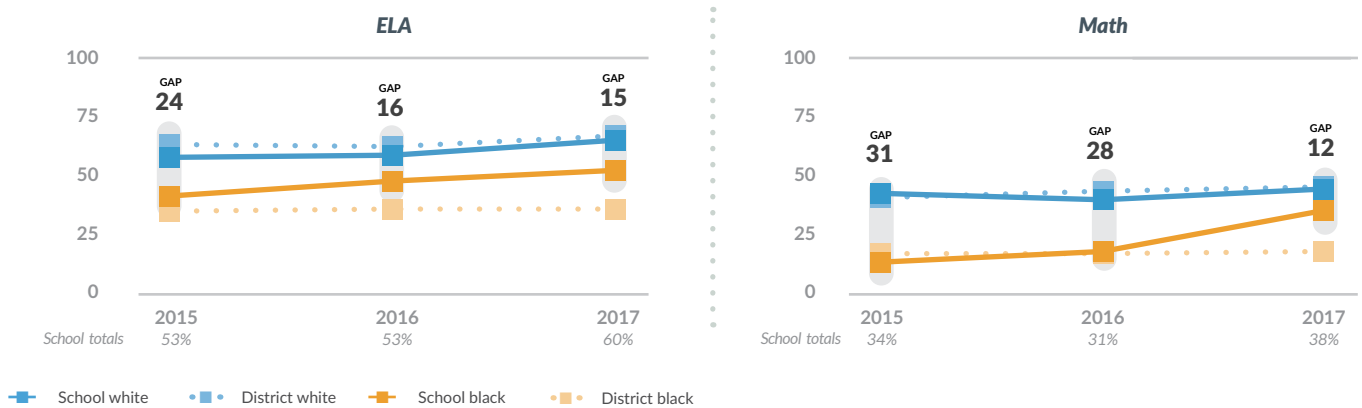
Percentage of students at each Algebra I Keystone achievement level by the end of 8th grade, 2017

(Middle number: percent Proficient/Advanced)



Gap in percentage of students at Proficient/Advanced levels on PSSA tests (6th through 8th grades)

Gap: Difference between black achievement at the school and white achievement in the district



Enrollment 544 students (District K-8 average: 441) **Capture rate** 55% (District K-8 average: 36%)

African-American: **11%**, White: **75%**, Multi-ethnic: **9%**, Asian: **2%**, Hispanic: **3%**, IEP**: **17%**

Economically disadvantaged: **48%** (District K-8 average: 63%)

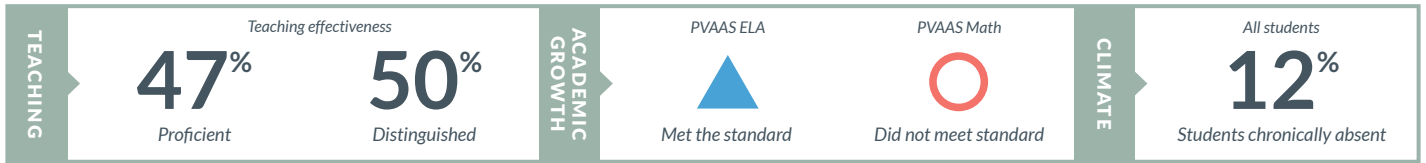


Pittsburgh Carmalt PreK-8

Science & Technology magnet school

1550 Breining St., 15226 • Overbrook • 412-529-7760 • Accessible

Principal: Vincent Lewandowski



Teaching 34 teachers

Teachers feel the school is a good place to work and learn*: **95%**

Teachers new to the school: **3%**

Teachers absent 18+ days: **6%**

Principal stability: **2 principals in the last 4 years**

School climate

Parents recommend school*: **87%**

Student stability rate: **97%**

Students suspended at least once:

Overall: 9%

Black: 17%

White: 4%

Low-income: 12%

IEP**: 15%

Special accomplishments

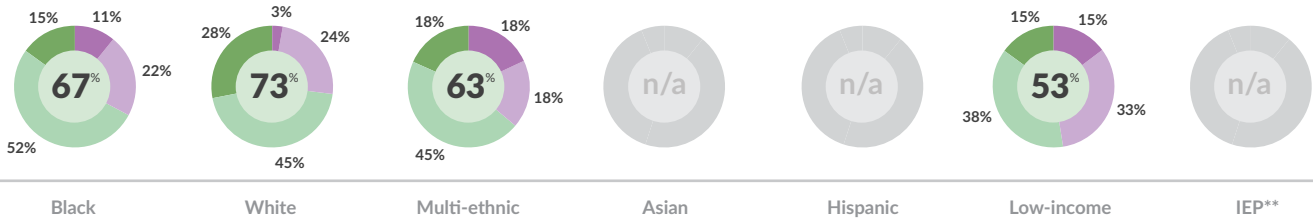
- “Do the Write Thing” essay contest winners

* Based on survey responses

Key outcomes (3-5)

3rd grade Reading 2017: Percentage of students at each PSSA achievement level

(Middle number: percent Proficient/Advanced)

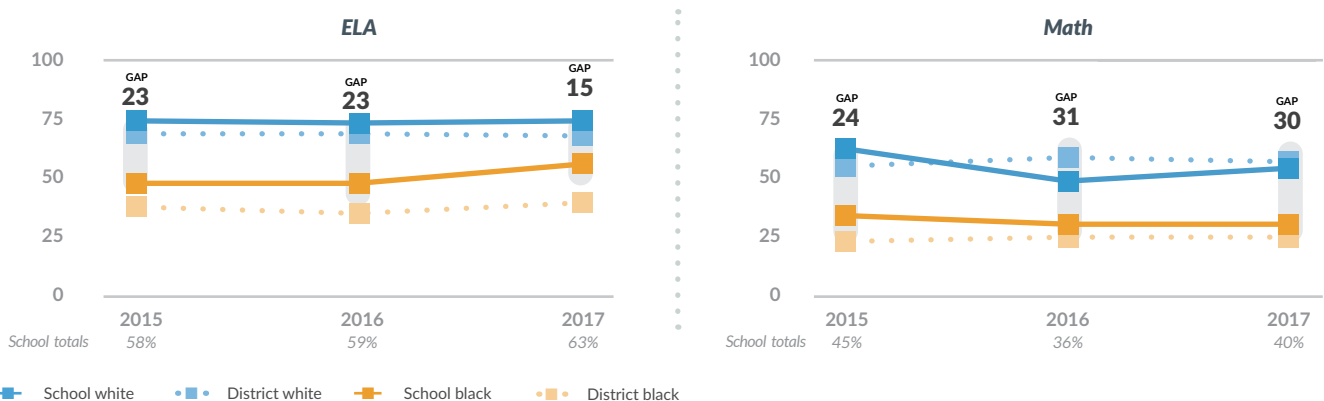


■ Advanced ■ Proficient ■ Basic ■ Below Basic

** Students with an Individual Education Plan (IEP) for special education, excluding students identified as “gifted”

Gap in percentage of students at Proficient/Advanced levels on PSSA tests (3rd through 5th grades)

Gap: Difference between black achievement at the school and white achievement in the district



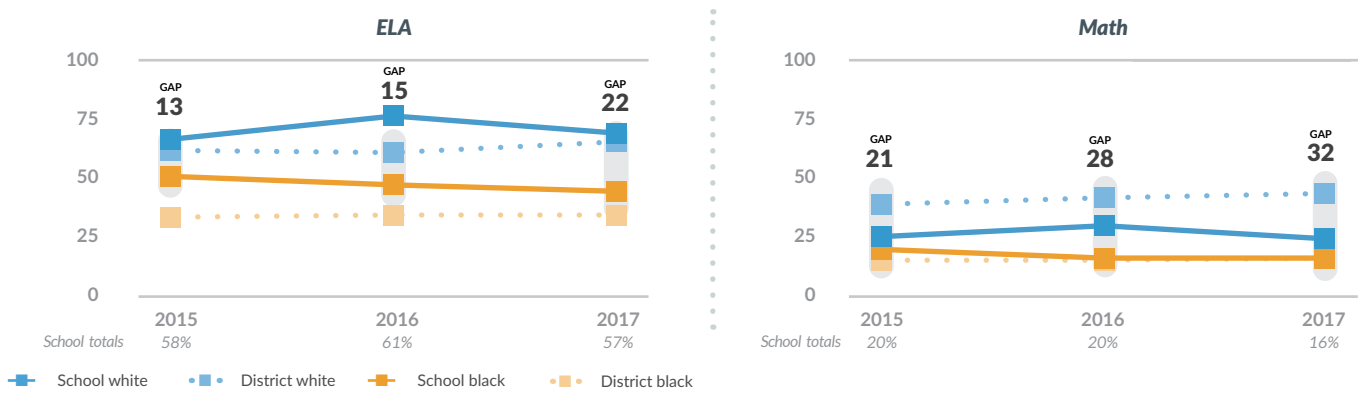
Key outcomes (6-8)

8th grade algebra Students who took algebra by the end of 8th grade: **23 out of 44**

The subgroups of students who took the Algebra 1 Keystone Exam were too small for results to be reported.

Gap in percentage of students at Proficient/Advanced levels on PSSA tests (6th through 8th grades)

Gap: Difference between black achievement at the school and white achievement in the district



Enrollment 531 students (District K-8 average: 441) **Capture rate** n/a (District K-8 average: 36%)

African-American: **44%**, White: **41%**, Multi-ethnic: **12%**, Asian: **2%**, Hispanic **1%**, IEP**: **15%**

Economically disadvantaged: **66%** (District K-8 average: 63%)



Pittsburgh Colfax K-8

Neighborhood school with an "English as a Second Language" program

2332 Beechwood Blvd., 15217 • Squirrel Hill • 412-529-3525 • Accessible

Principal: Tamara Sanders-Woods



Teaching 53 teachers

Teachers feel the school is a good place to work and learn*: **75%**

Teachers new to the school: **15%**

Teachers absent 18+ days: **22%**

Principal stability: **3 principals in the last 4 years**

School climate

Parents recommend school*: **83%**

Student stability rate: **90%**

Students suspended at least once:

Overall: 5%

Black: 15%

White: 2%

Low-income: 14%

IEP**: 15%

Special accomplishments

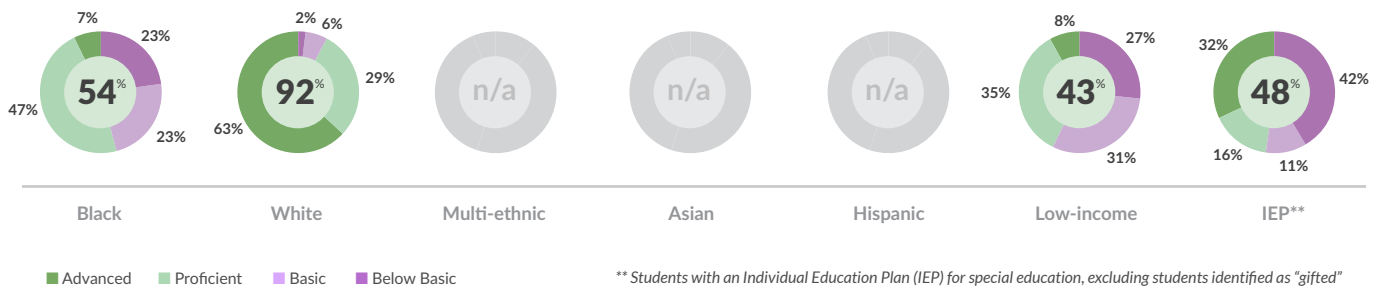
- 2016-17 elementary girls' and boys' swimming; Interscholastic girls' and boys' cross country, boys' swimming and wrestling champions
- Team won 1st place in 2017 Pittsburgh Scholastic Chess Championship

* Based on survey responses

Key outcomes (3-5)

3rd grade Reading 2017: Percentage of students at each PSSA achievement level

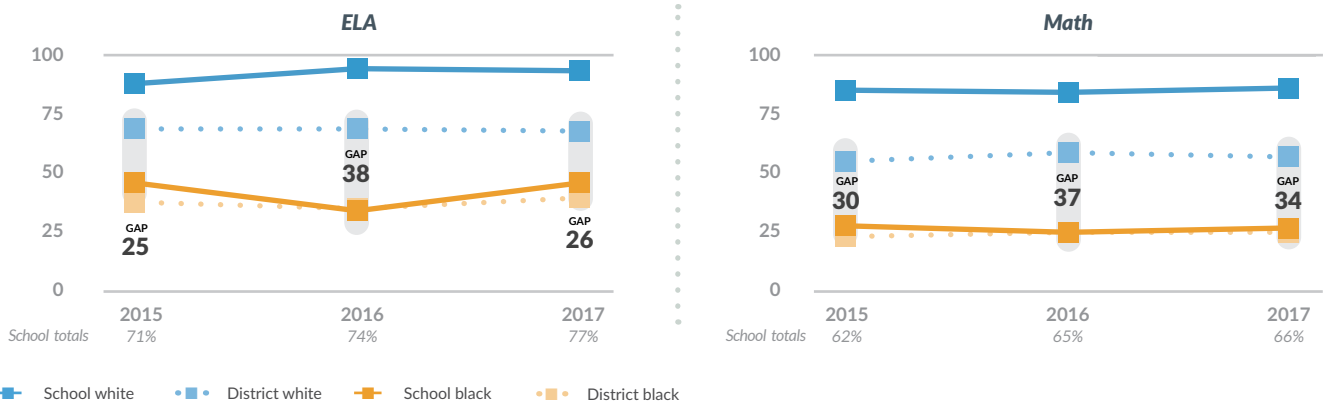
(Middle number: percent Proficient/Advanced)



** Students with an Individual Education Plan (IEP) for special education, excluding students identified as "gifted"

Gap in percentage of students at Proficient/Advanced levels on PSSA tests (3rd through 5th grades)

Gap: Difference between black achievement at the school and white achievement in the district




Key outcomes (6-8)

8th grade algebra Students who took algebra by the end of 8th grade: **50 out of 85**

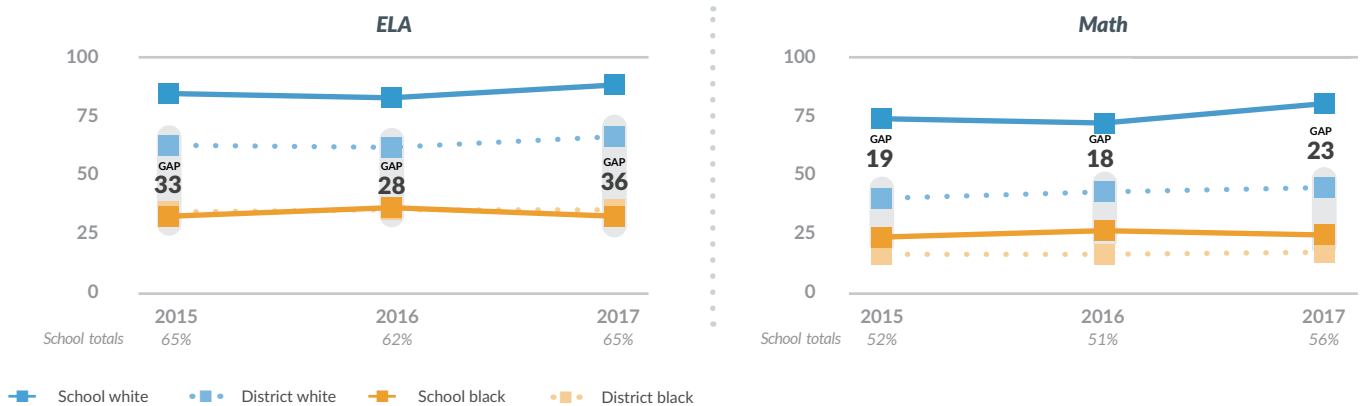
Percentage of students at each Algebra I Keystone achievement level by the end of 8th grade, 2017

(Middle number: percent Proficient/Advanced)



Gap in percentage of students at Proficient/Advanced levels on PSSA tests (6th through 8th grades)

Gap: Difference between black achievement at the school and white achievement in the district



Enrollment 903 students (District K-8 average: 441) **Capture rate** 30% (District K-8 average: 36%)

African-American: **26%**, White: **49%**, Multi-ethnic: **7%**, Asian: **13%**, Hispanic: **4%**, IEP**: **9%**

Economically disadvantaged: **27%** (District K-8 average: 63%)



Pittsburgh Greenfield PreK-8

Neighborhood school with an "English as a Second Language" program

1 Alger St., 15207 • Greenfield • 412-529-3535 • Accessible

Principal: Eric Rosenthal



Teaching 29 teachers

Teachers feel the school is a good place to work and learn*: **97%**

Teachers new to the school: **0%**

Teachers absent 18+ days: **7%**

Principal stability: **1 principal in the last 4 years**

School climate

Parents recommend school*: **85%**

Student stability rate: **92%**

Students suspended at least once:

Overall: 4%

Black: 4%

White: 4%

Low-income: 5%

IEP**: 10%

Special accomplishments

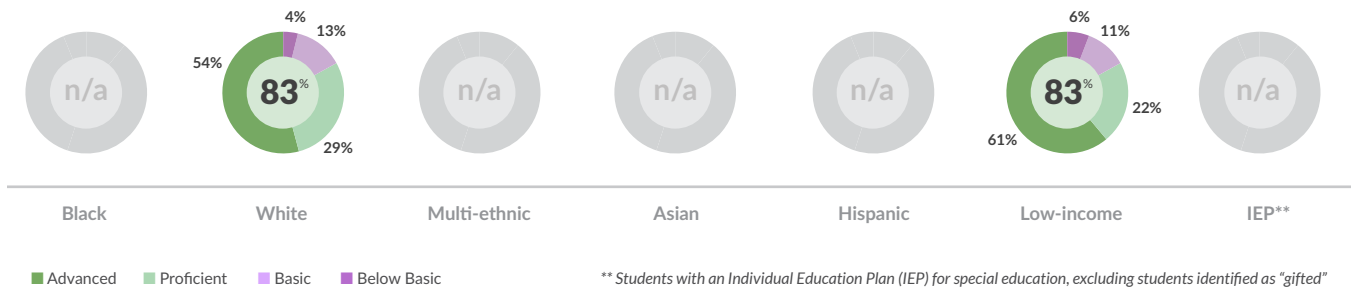
- Students raised funds for Susan G. Komen and Magee-Womens Hospital of UPMC through "Pink Day"

* Based on survey responses

Key outcomes (3-5)

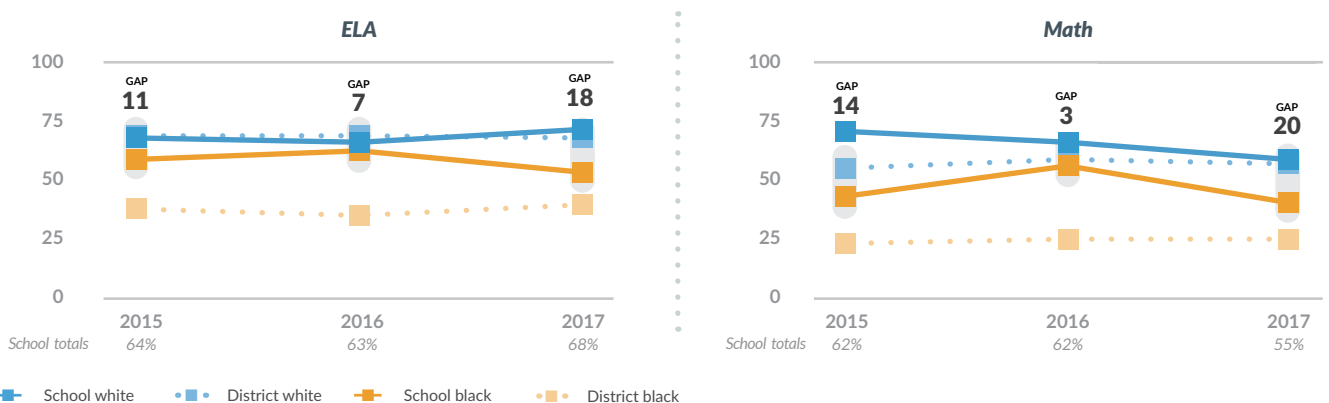
3rd grade Reading 2017: Percentage of students at each PSSA achievement level

(Middle number: percent Proficient/Advanced)



Gap in percentage of students at Proficient/Advanced levels on PSSA tests (3rd through 5th grades)

Gap: Difference between black achievement at the school and white achievement in the district




Key outcomes (6-8)

8th grade algebra Students who took algebra by the end of 8th grade: **13 out of 37**

Percentage of students at each Algebra I Keystone achievement level by the end of 8th grade, 2017

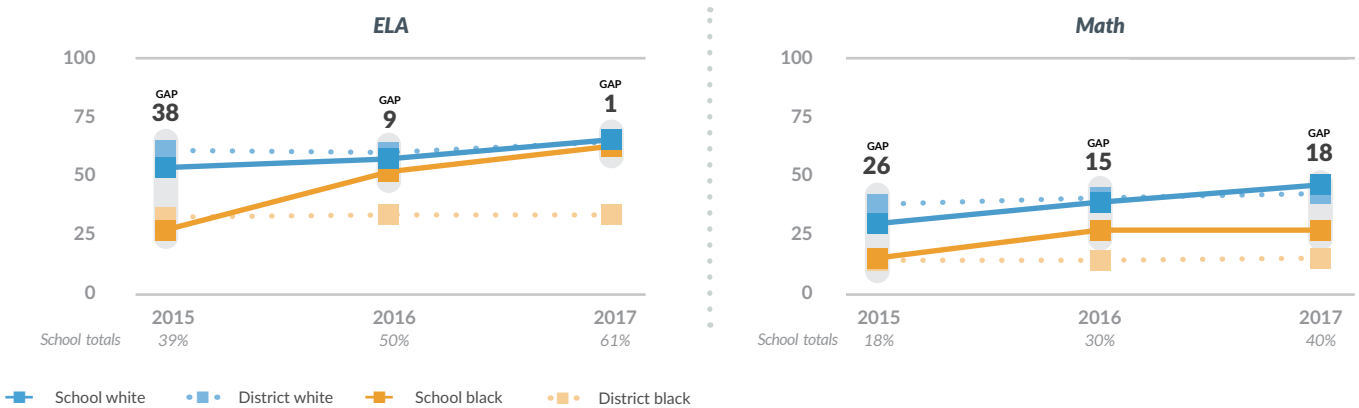
(Middle number: percent Proficient/Advanced)



** Students with an Individual Education Plan (IEP) for special education, excluding students identified as "gifted"

Gap in percentage of students at Proficient/Advanced levels on PSSA tests (6th through 8th grades)

Gap: Difference between black achievement at the school and white achievement in the district



Enrollment 345 students (District K-8 average: 441) **Capture rate** 42% (District K-8 average: 36%)

African-American: **14%**, White: **68%**, Multi-ethnic: **6%**, Asian: **7%**, Hispanic: **5%**, IEP**: **21%**

Economically disadvantaged: **52%** (District K-8 average: 63%)



Pittsburgh King PreK-8

Neighborhood school

50 Montgomery Pl., 15212 • Allegheny Center • 412-529-4160 • Accessible, with exceptions

Principal: Leah McCord



Teaching 40 teachers

Teachers feel the school is a good place to work and learn*: **32%**
 Teachers new to the school: **23%**
 Teachers absent 18+ days: **6%**
 Principal stability: **2 principals in the last 4 years**

School climate

Parents recommend school*: **n/a**
 Student stability rate: **80%**
 Students suspended at least once:
Overall: 20%
 Black: 21%
 White: 11%
 Low-income: 20%
 IEP**: 23%

Special accomplishments

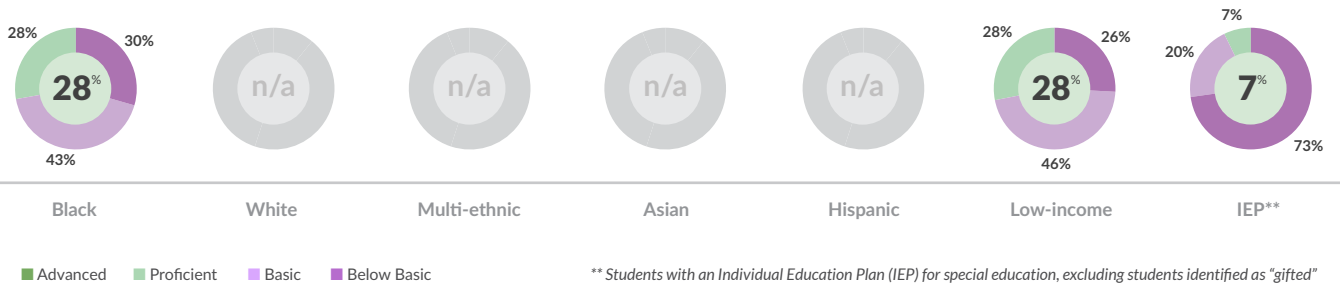
- Parents and community members volunteered more than 5500 hours during 2016-17 school year

* Based on survey responses

Key outcomes (3-5)

3rd grade Reading 2017: Percentage of students at each PSSA achievement level

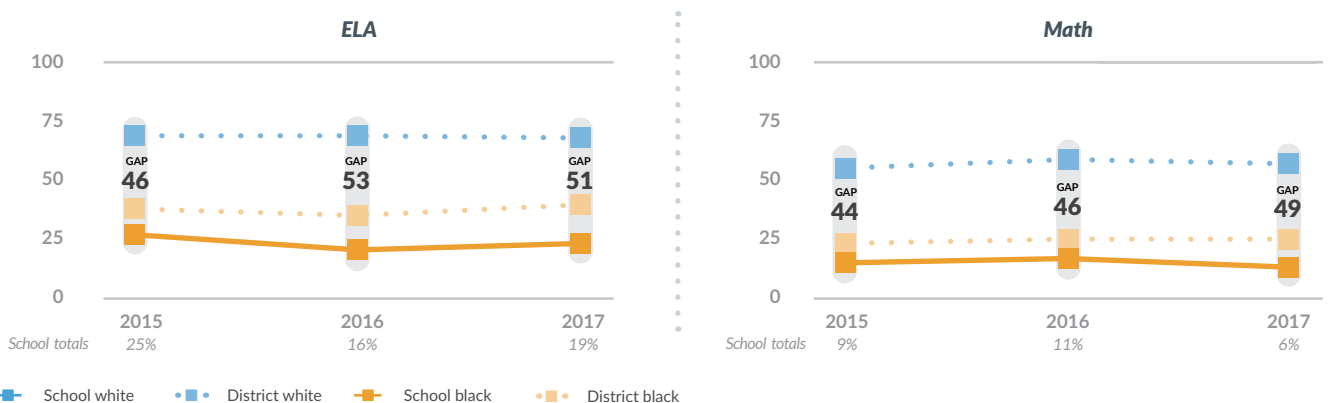
(Middle number: percent Proficient/Advanced)



** Students with an Individual Education Plan (IEP) for special education, excluding students identified as "gifted"

Gap in percentage of students at Proficient/Advanced levels on PSSA tests (3rd through 5th grades)

Gap: Difference between black achievement at the school and white achievement in the district



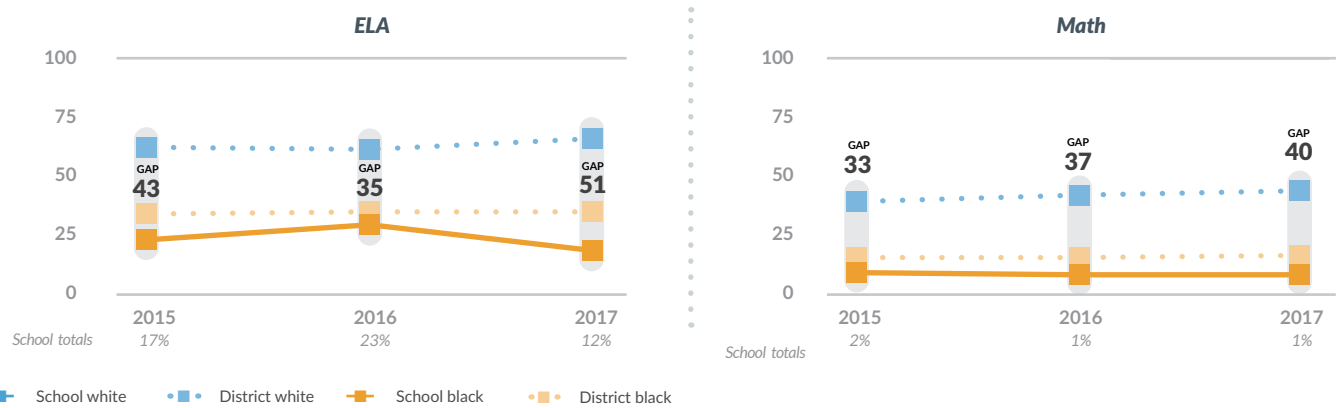
Key outcomes (6-8)

8th grade algebra Students who took algebra by the end of 8th grade: **0 out of 35**

No students took the Algebra 1 Keystone Exam.

Gap in percentage of students at Proficient/Advanced levels on PSSA tests (6th through 8th grades)

Gap: Difference between black achievement at the school and white achievement in the district



Enrollment 502 students (District K-8 average: 441) **Capture rate** 28% (District K-8 average: 36%)

African-American: **84%**, White: **3%**, Multi-ethnic: **11%**, Hispanic: **2%**, IEP**: **15%**

Economically disadvantaged: **86%** (District K-8 average: 63%)

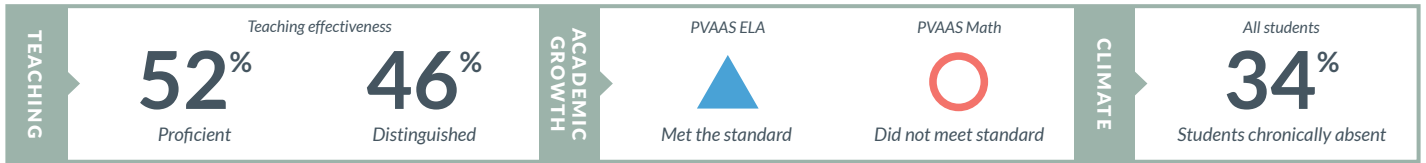


Pittsburgh Langley K-8

Neighborhood school

2940 Sheraden Blvd., 15204 • Sheraden • 412-529-2100 • Accessible

Principal: Stephen Sikon



Teaching 59 teachers

Teachers feel the school is a good place to work and learn*: **71%**

Teachers new to the school: **22%**

Teachers absent 18+ days: **2%**

Principal stability: **1 principal in the last 4 years**

School climate

Parents recommend school*: **n/a**

Student stability rate: **83%**

Students suspended at least once:

Overall: 9%

Black: 11%

White: 4%

Low-income: 9%

IEP**: 13%

Special accomplishments

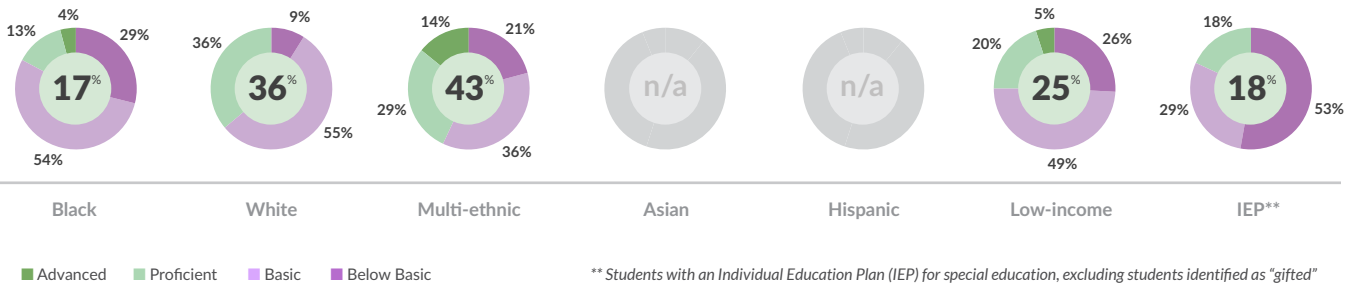
- Community School site
- "Making Spaces" program in partnership with Google, Children's Museum of Pittsburgh, and Maker Ed

* Based on survey responses

Key outcomes (3-5)

3rd grade Reading 2017: Percentage of students at each PSSA achievement level

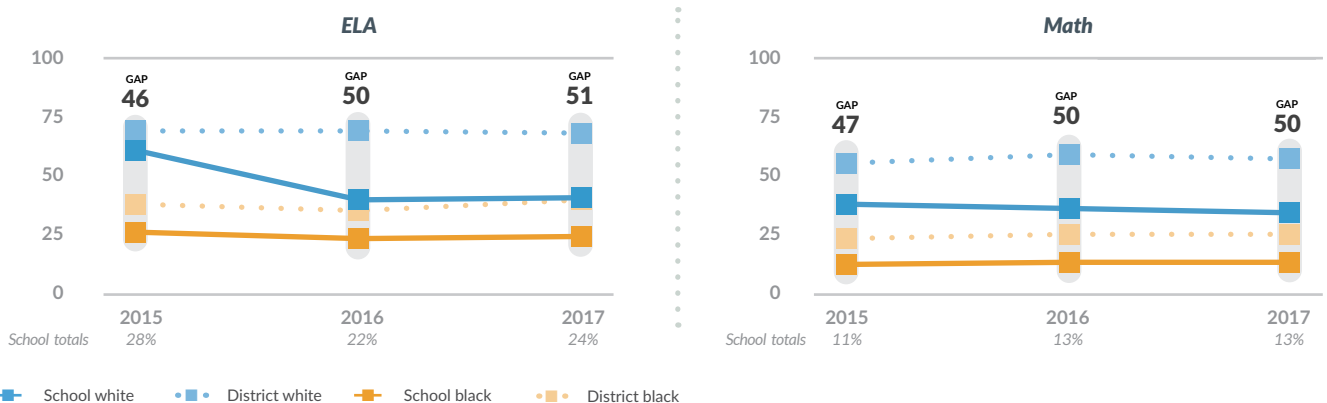
(Middle number: percent Proficient/Advanced)



** Students with an Individual Education Plan (IEP) for special education, excluding students identified as "gifted"

Gap in percentage of students at Proficient/Advanced levels on PSSA tests (3rd through 5th grades)

Gap: Difference between black achievement at the school and white achievement in the district



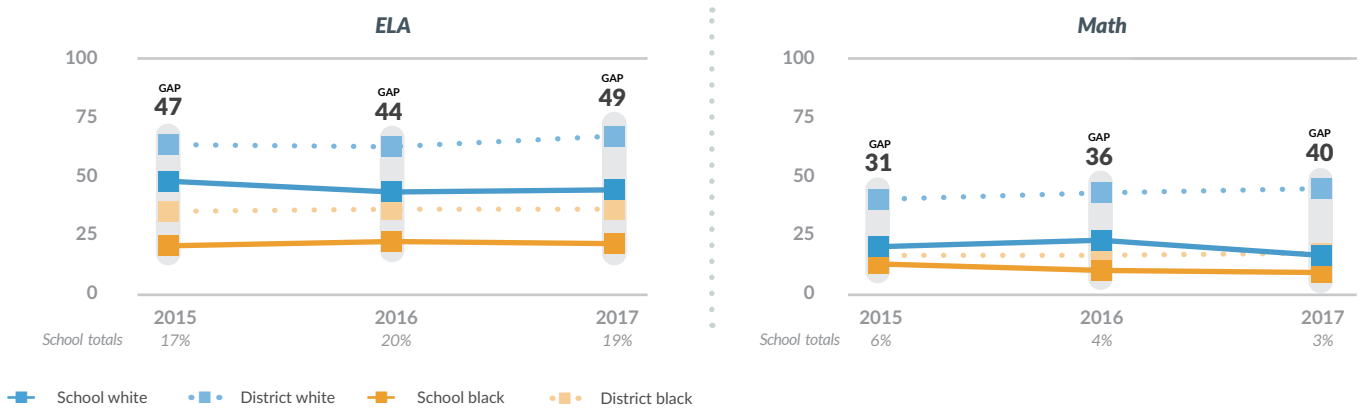
Key outcomes (6-8)

8th grade algebra Students who took algebra by the end of 8th grade: **1 out of 67**

No students took the Algebra 1 Keystone Exam.

Gap in percentage of students at Proficient/Advanced levels on PSSA tests (6th through 8th grades)

Gap: Difference between black achievement at the school and white achievement in the district



Enrollment 671 students (District K-8 average: 441) **Capture rate** 37% (District K-8 average: 36%)

African-American: **69%**, White: **13%**, Multi-ethnic: **15%**, Hispanic: **1%**, IEP**: **27%**

Economically disadvantaged: **83%** (District K-8 average: 63%)



Pittsburgh Manchester PreK-8

Neighborhood school

1612 Manhattan St., 15233 • Manchester • 412-529-3100 • Accessible

Principal: Michilene Pegher

TEACHING	Teaching effectiveness		ACADEMIC GROWTH	PVAAS ELA	PVAAS Math	CLIMATE	All students
	21% Proficient	75% Distinguished		Met the standard	Exceeded the standard		25% Students chronically absent

Teaching 25 teachers

Teachers feel the school is a good place to work and learn*: **74%**
 Teachers new to the school: **16%**
 Teachers absent 18+ days: **6%**
 Principal stability: **2 principals in the last 4 years**

School climate

Parents recommend school*: **n/a**
 Student stability rate: **92%**
 Students suspended at least once:
Overall: 13%
 Black: 13%
 White: 13%
 Low-income: 15%
 IEP**: 13%

Special accomplishments


- Imagine Math top 10 school for problem solving
- Students participated in Scouting for Food

* Based on survey responses

Key outcomes (3-5)

3rd grade Reading 2017: Percentage of students at each PSSA achievement level

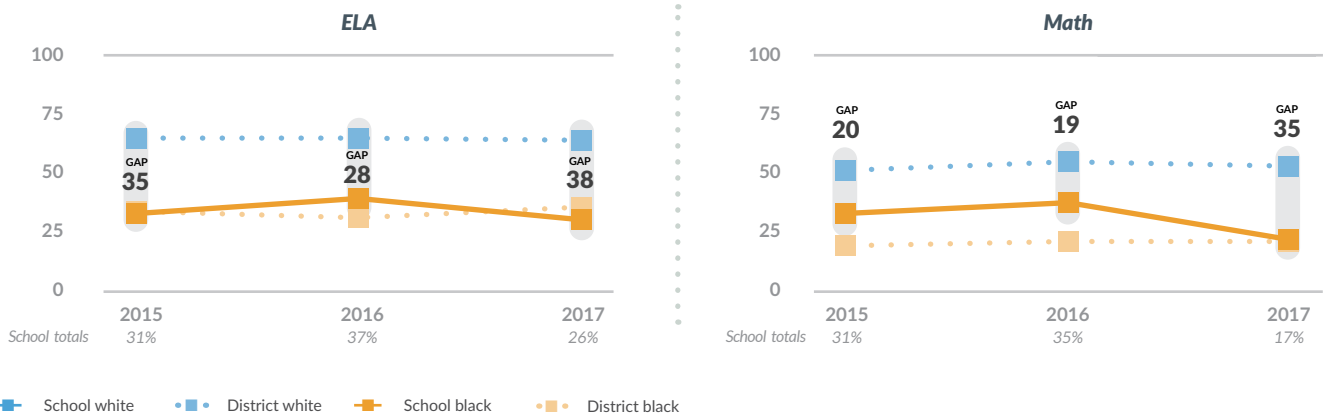
(Middle number: percent Proficient/Advanced)



** Students with an Individual Education Plan (IEP) for special education, excluding students identified as "gifted"

Gap in percentage of students at Proficient/Advanced levels on PSSA tests (3rd through 5th grades)

Gap: Difference between black achievement at the school and white achievement in the district



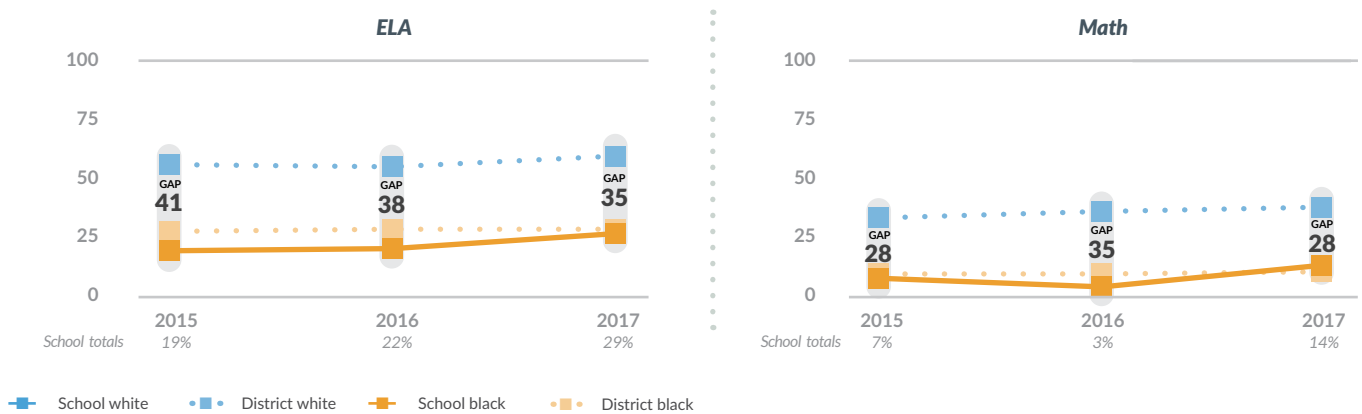
Key outcomes (6-8)

8th grade algebra Students who took algebra by the end of 8th grade: **2 out of 16**

The subgroups of students who took the Algebra 1 Keystone Exam were too small for results to be reported.

Gap in percentage of students at Proficient/Advanced levels on PSSA tests (6th through 8th grades)

Gap: Difference between black achievement at the school and white achievement in the district



Enrollment 189 students (District K-8 average: 441) **Capture rate** 23% (District K-8 average: 36%)

African-American: **85%**, White: **7%**, Multi-ethnic: **5%**, Asian: **1%**, Hispanic: **1%**, IEP**: **45%**

Economically disadvantaged: **83%** (District K-8 average: 63%)

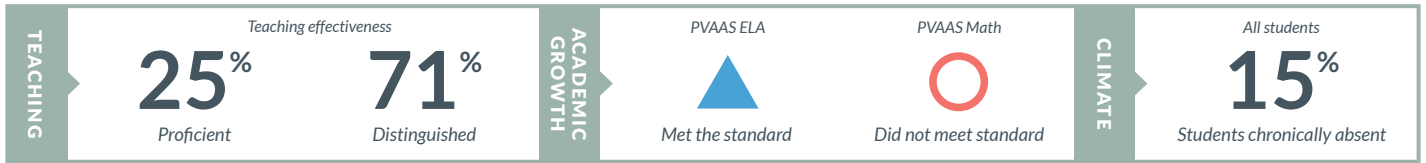


Pittsburgh Mifflin PreK-8

Neighborhood school

1290 Mifflin Rd., 15207 • Lincoln Place • 412-529-4350 • Accessible

Principal: Edward Littlehale



Teaching 25 teachers

Teachers feel the school is a good place to work and learn*: **72%**
 Teachers new to the school: **16%**
 Teachers absent 18+ days: **26%**
 Principal stability: **1 principal in the last 4 years**

School climate

Parents recommend school*: **63%**
 Student stability rate: **95%**
 Students suspended at least once:
Overall: 2%
 Black: 3%
 White: 2%
 Low-income: 2%
 IEP**: 5%

Special accomplishments


- “Do the Write Thing” essay contest winners

* Based on survey responses

Key outcomes (3-5)

3rd grade Reading 2017: Percentage of students at each PSSA achievement level

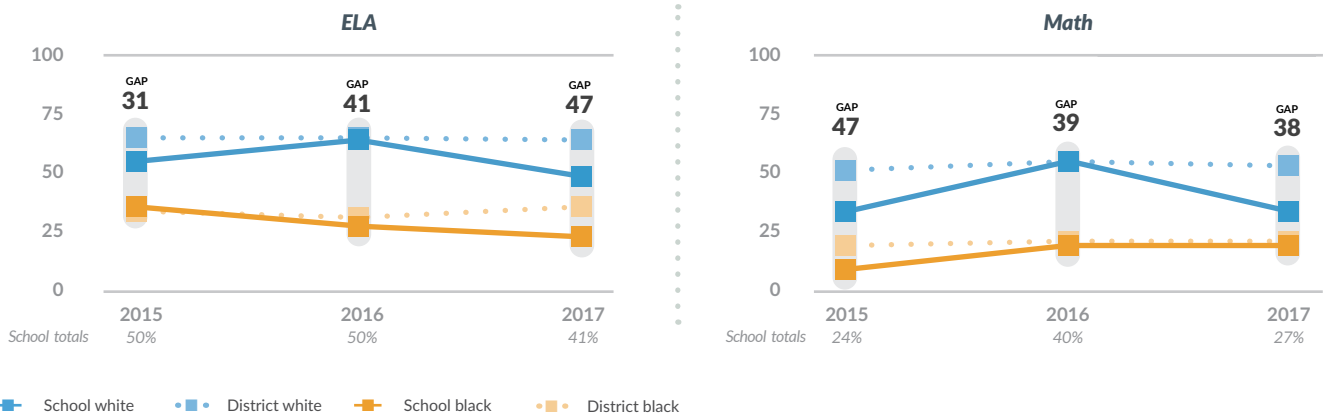
(Middle number: percent Proficient/Advanced)



** Students with an Individual Education Plan (IEP) for special education, excluding students identified as “gifted”

Gap in percentage of students at Proficient/Advanced levels on PSSA tests (3rd through 5th grades)

Gap: Difference between black achievement at the school and white achievement in the district

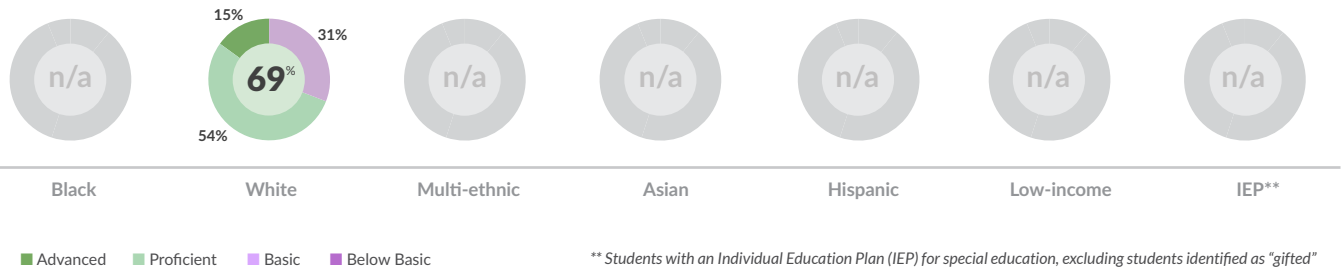


Key outcomes (6-8)

8th grade algebra Students who took algebra by the end of 8th grade: **19 out of 39**

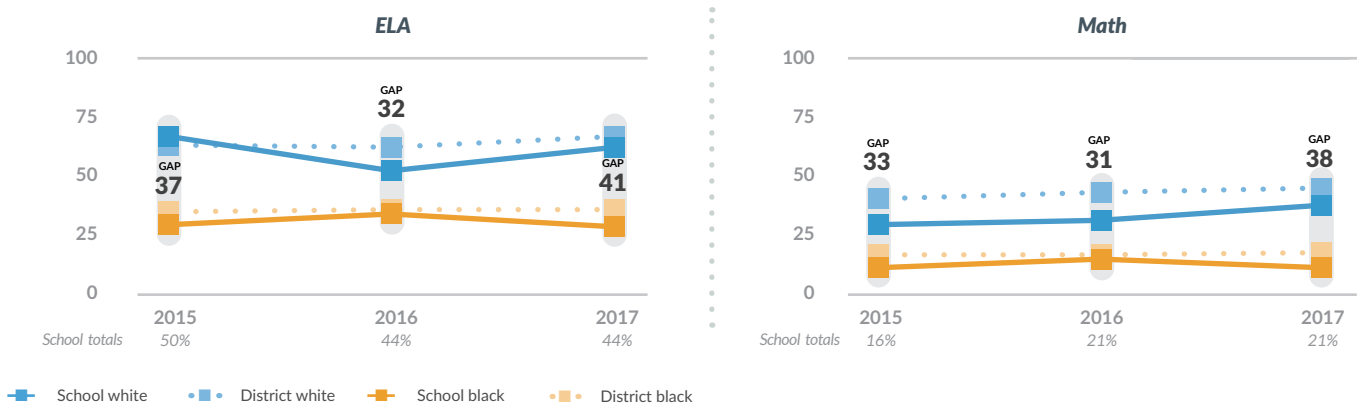
Percentage of students at each Algebra I Keystone achievement level by the end of 8th grade, 2017

(Middle number: percent Proficient/Advanced)



Gap in percentage of students at Proficient/Advanced levels on PSSA tests (6th through 8th grades)

Gap: Difference between black achievement at the school and white achievement in the district



Enrollment 313 students (District K-8 average: 441) **Capture rate** 45% (District K-8 average: 36%)

African-American: **31%**, White: **61%**, Multi-ethnic: **7%**, Hispanic: **1%**, IEP**: **18%**

Economically disadvantaged: **51%** (District K-8 average: 63%)



Pittsburgh Morrow PreK-8

Neighborhood school housed in two buildings

PreK-4: 1611 Davis Ave., 15212 • Brighton Heights • 412-529-6600 • Accessible entrance, no elevator

Grades 5-8: 3530 Fleming Ave., 15212 • Brighton Heights • 412-529-6600 • Accessible
Principal: Darrel Prioleau



Teaching 43 teachers

Teachers feel the school is a good place to work and learn*: **73%**
Teachers new to the school: **14%**
Teachers absent 18+ days: **11%**
Principal stability: **3 principals in the last 4 years**

School climate

Parents recommend school*: **n/a**
Student stability rate: **86%**
Students suspended at least once:
Overall: 13%
Black: 17%
White: 8%
Low-income: 14%
IEP**: 19%

Special accomplishments


- Student won gold & silver medals at North Coast Judo Championships
- 5th graders planted trees at Riverview Park

* Based on survey responses

Key outcomes (3-5)

3rd grade Reading 2017: Percentage of students at each PSSA achievement level

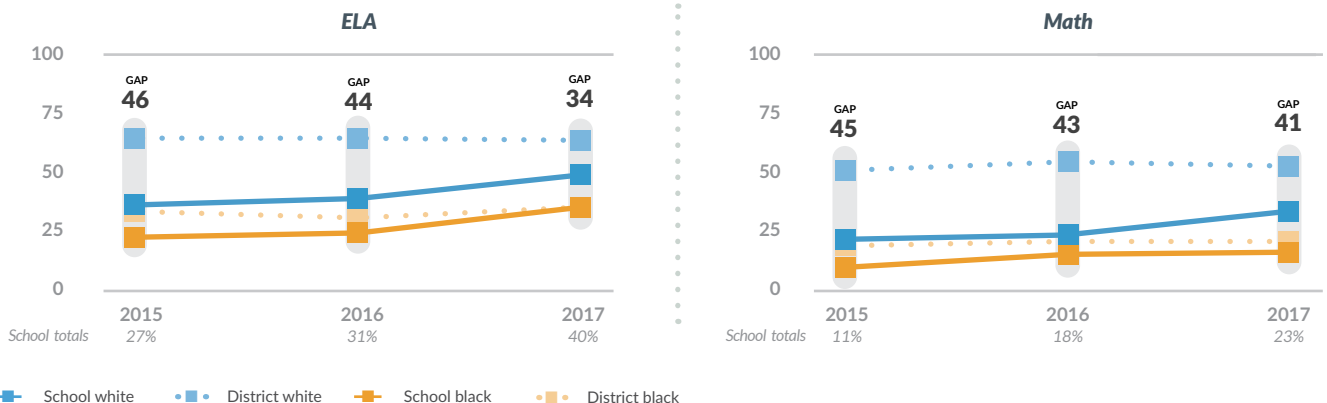
(Middle number: percent Proficient/Advanced)



** Students with an Individual Education Plan (IEP) for special education, excluding students identified as "gifted"

Gap in percentage of students at Proficient/Advanced levels on PSSA tests (3rd through 5th grades)

Gap: Difference between black achievement at the school and white achievement in the district

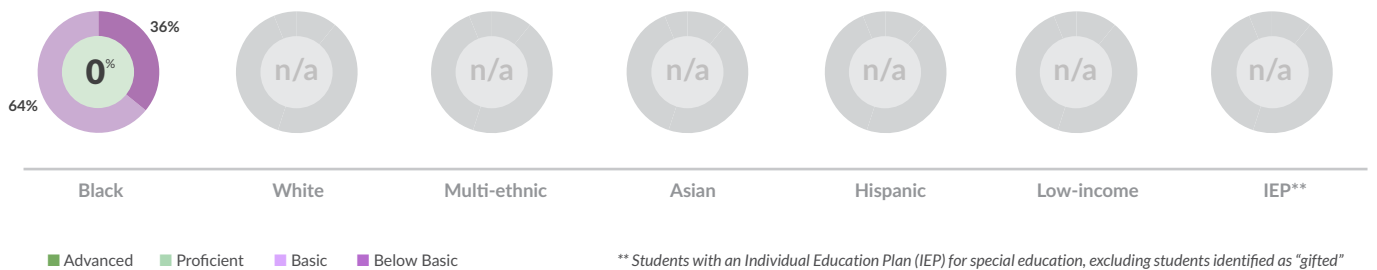


Key outcomes (6-8)

8th grade algebra Students who took algebra by the end of 8th grade: **24 out of 45**

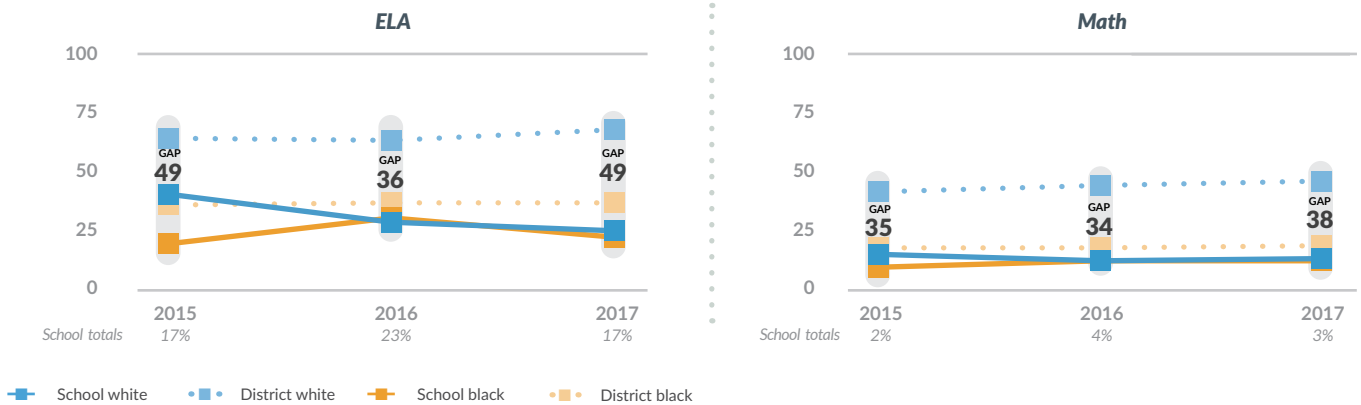
Percentage of students at each Algebra I Keystone achievement level by the end of 8th grade, 2017

(Middle number: percent Proficient/Advanced)



Gap in percentage of students at Proficient/Advanced levels on PSSA tests (6th through 8th grades)

Gap: Difference between black achievement at the school and white achievement in the district



Enrollment 595 students (District K-8 average: 441) **Capture rate** 30% (District K-8 average: 36%)

African-American: **66%**, White: **21%**, Multi-ethnic: **12%**, Hispanic: **1%**, IEP*: **17%**

Economically disadvantaged: **77%** (District K-8 average: 63%)

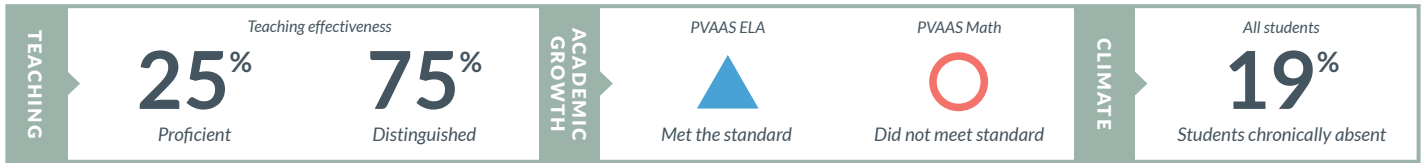


Pittsburgh Sunnyside PreK-8

Neighborhood school

4801 Stanton Ave., 15201 • Stanton Heights • 412-529-2040 • Accessible

Principal: Laura Dadey



Teaching 26 teachers

Teachers feel the school is a good place to work and learn*: **90%**

Teachers new to the school: **12%**

Teachers absent 18+ days: **0%**

Principal stability: **1 principal in the last 4 years**

School climate

Parents recommend school*: **88%**

Student stability rate: **89%**

Students suspended at least once:

Overall: 12%

Black: 14%

White: 6%

Low-income: 13%

IEP**: 14%

Special accomplishments


- Dancing Classrooms Bronze medalists

* Based on survey responses

Key outcomes (3-5)

3rd grade Reading 2017: Percentage of students at each PSSA achievement level

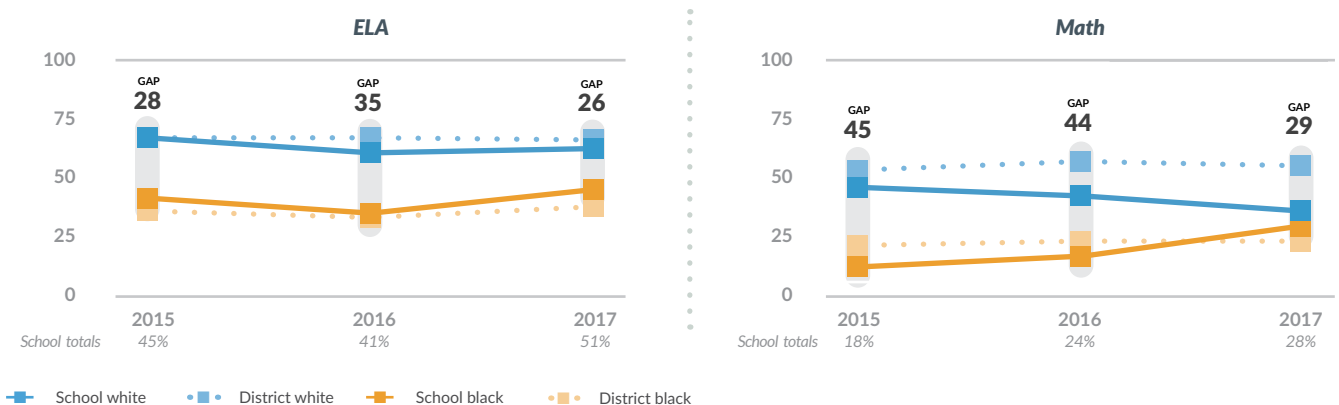
(Middle number: percent Proficient/Advanced)



** Students with an Individual Education Plan (IEP) for special education, excluding students identified as "gifted"

Gap in percentage of students at Proficient/Advanced levels on PSSA tests (3rd through 5th grades)

Gap: Difference between black achievement at the school and white achievement in the district



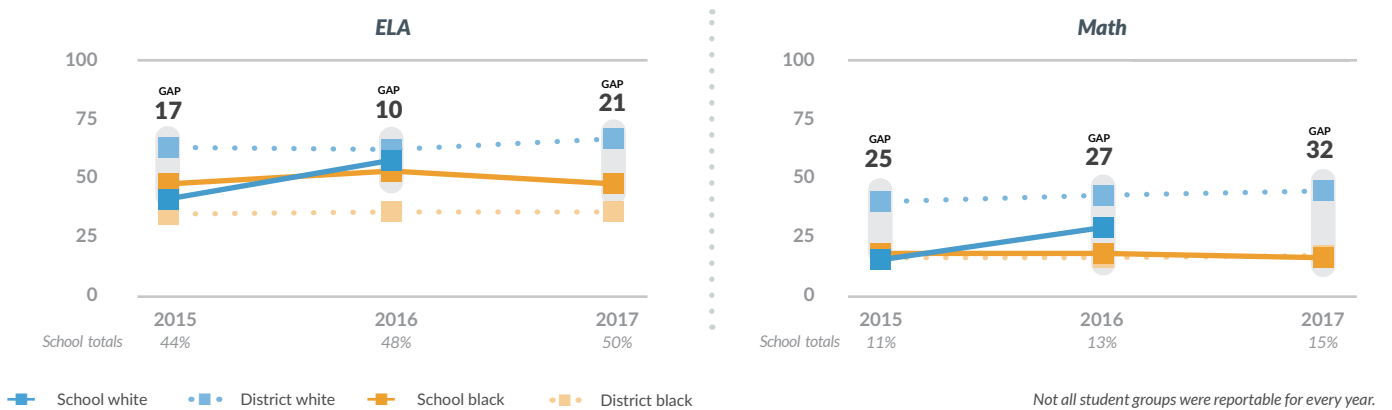
Key outcomes (6-8)

8th grade algebra Students who took algebra by the end of 8th grade: **10 out of 20**

The subgroups of students who took the Algebra 1 Keystone Exam were too small for results to be reported.

Gap in percentage of students at Proficient/Advanced levels on PSSA tests (6th through 8th grades)

Gap: Difference between black achievement at the school and white achievement in the district



Enrollment 250 students (District K-8 average: 441) Capture rate 20% (District K-8 average: 36%)

African-American: **63%**, White: **24%**, Multi-ethnic: **9%**, Hispanic: **3%**, IEP** : **29%**

Economically disadvantaged: **76%** (District K-8 average: 63%)