



# Pittsburgh's elementary schools

In the 2016-17 school year:

Pittsburgh had 23 elementary schools. The average elementary school had **316** students and **26** teachers. **69%** of elementary students were economically disadvantaged (receiving public assistance). **40%** of elementary students attended their school of assignment ("capture rate"). The average site-based cost per elementary student was **\$9,208**.

## Teaching

**78%** of elementary teachers feel their school is a good place to work and learn.\*  
**35%** of elementary teachers performed at the Proficient level.  
**65%** of elementary teachers performed at the Distinguished level.

## School stability

Student stability rate: **90%**  
 Teachers new to the school: **12%**  
**Principal stability 2014-17**  
**9** elementary schools had one principal.  
**10** schools had two principals.  
**4** schools had three or more principals.

## School climate

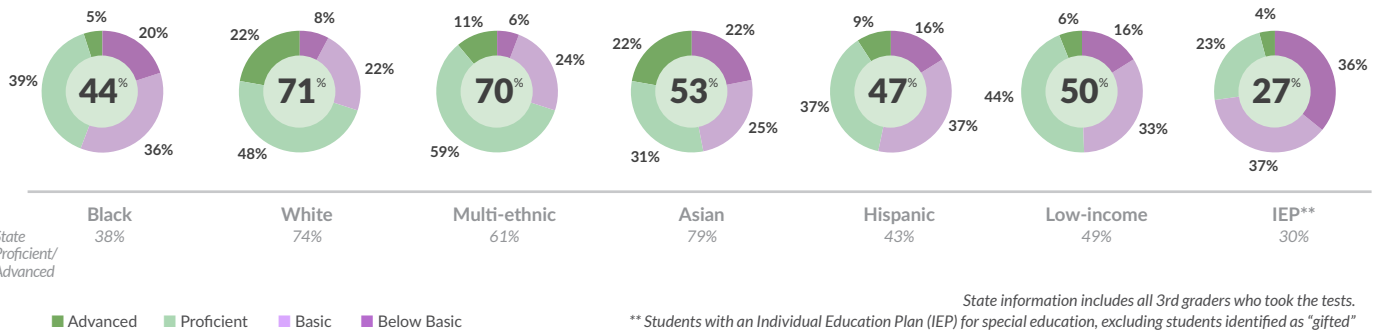
**75%** of parents would recommend their child's elementary school.\*  
 On average, **20%** of elementary students were chronically absent.  
**8%** of elementary students were suspended at least once.  
 Black: **11%**  
 White: **4%**  
 Low-income: **9%**  
 IEP\*\* : **13%**

\* Based on survey responses

## Key outcomes: PPS and state

### 3rd grade Reading 2017: Percentage of K-5 students at each PSSA achievement level

(Middle number: percent PPS Proficient/Advanced)

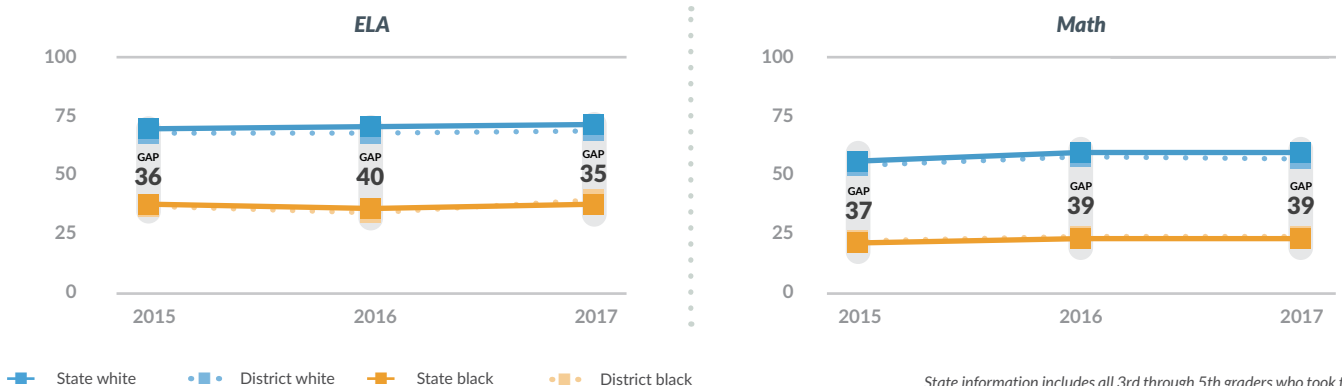


State information includes all 3rd graders who took the tests.

\*\* Students with an Individual Education Plan (IEP) for special education, excluding students identified as "gifted"

### Gap in percentage of students at Proficient/Advanced levels on PSSA tests (3rd through 5th grades)

Gap: Difference between black students in the district and white students in the state



State information includes all 3rd through 5th graders who took the tests.



# Pittsburgh Allegheny K-5

Traditional Academy magnet school

810 Arch St., 15212 • Allegheny Center • 412-529-4100 • Accessible

Principal: Molly O'Malley-Argueta



## Teaching 39 teachers

Teachers feel the school is a good place to work and learn\*: **85%**  
 Teachers new to the school: **8%**  
 Teachers absent 18+ days: **3%**  
 Principal stability: **1 principal in the last 4 years**

## School climate

Parents recommend school\*: **86%**  
 Student stability rate: **94%**  
 Students suspended at least once:  
**Overall: 11%**  
 Black: 13%  
 White: 5%  
 Low-income: 13%  
 IEP\*\*: 10%

## Special accomplishments

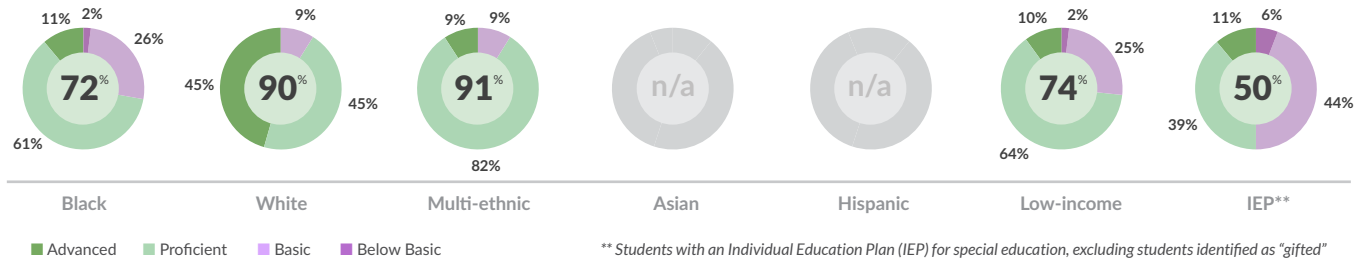
- Award-winning choral ensemble

\* Based on survey responses

## Key outcomes

### 3rd grade Reading 2017: Percentage of students at each PSSA achievement level

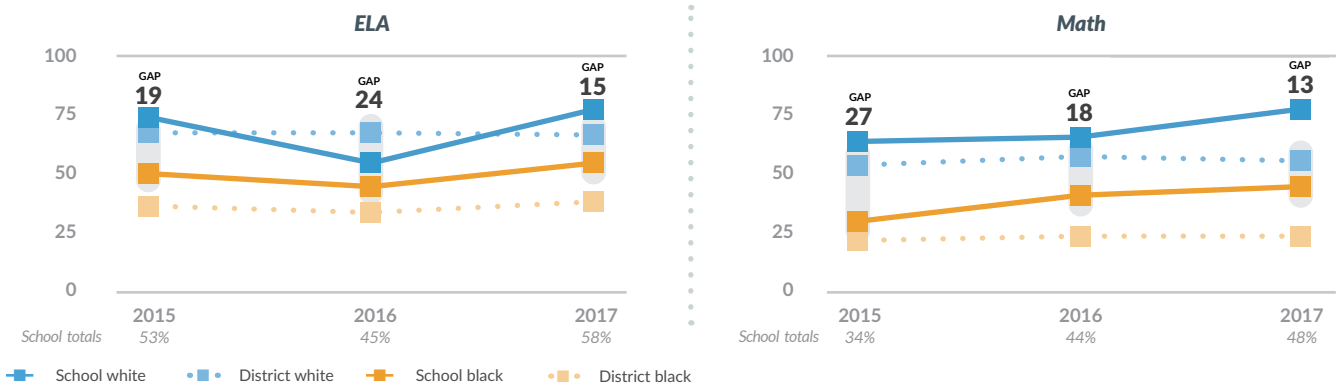
(Middle number: percent Proficient/Advanced)



\*\* Students with an Individual Education Plan (IEP) for special education, excluding students identified as "gifted"

### Gap in percentage of students at Proficient/Advanced levels on PSSA tests (3rd through 5th grades)

Gap: Difference between black achievement at the school and white achievement in the district



## Enrollment 533 students (District K-5 average: 316) Capture rate n/a (District K-5 average: 40%)

African-American: **67%**, White: **19%**, Multi-ethnic: **9%**, Asian: **2%**, Hispanic: **3%**, IEP\*\*: **18%**

Economically disadvantaged: **73%** (District K-5 average: 69%)

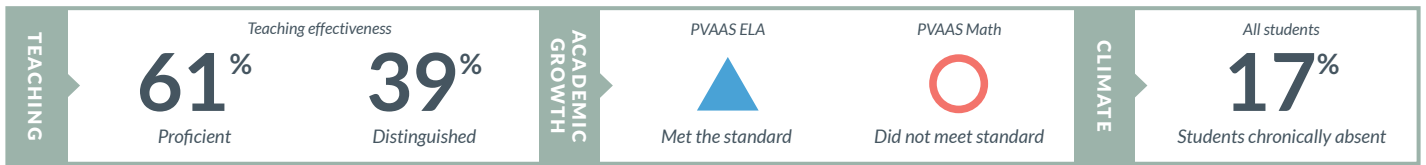


# Pittsburgh Arsenal PreK-5

Neighborhood school with an "English as a Second Language" program

215 39th St., 15201 • Lawrenceville • 412-529-7307 • Accessible, with exceptions

Principal: Ruthie Rea



### Teaching 29 teachers

Teachers feel the school is a good place to work and learn\*: **70%**  
 Teachers new to the school: **14%**  
 Teachers absent 18+ days: **8%**  
 Principal stability: **2 principals in the last 4 years**

### School climate

Parents recommend school\*: **72%**  
 Student stability rate: **89%**  
 Students suspended at least once:  
**Overall: 13%**  
 Black: 19%  
 White: 0%  
 Low-income: 16%  
 IEP\*\*: 26%

### Special accomplishments

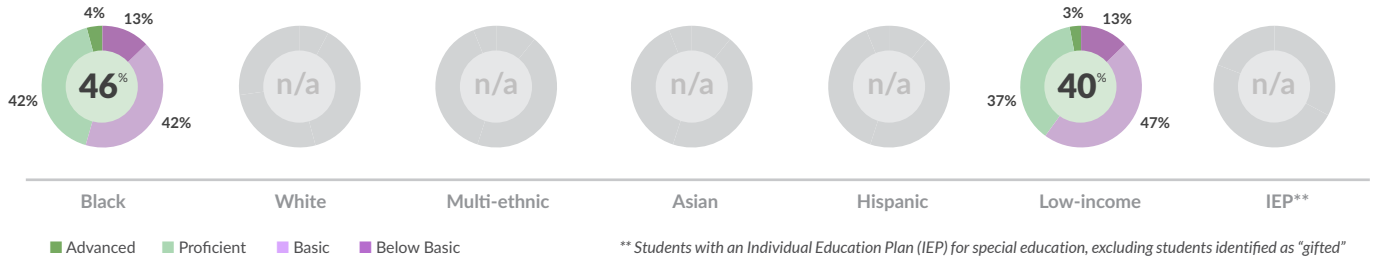
- African drumming; piano lessons for 4th and 5th graders

\* Based on survey responses

## Key outcomes

### 3rd grade Reading 2017: Percentage of students at each PSSA achievement level

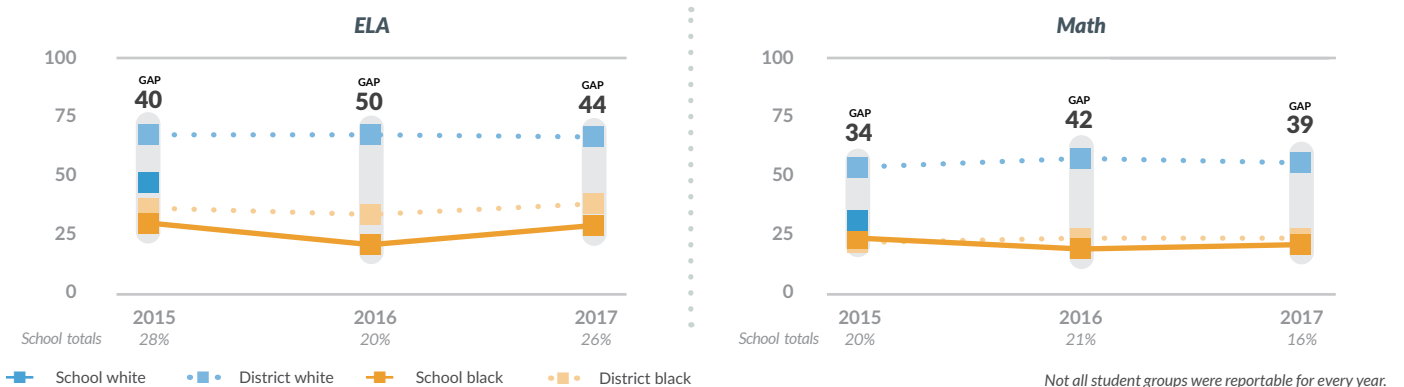
(Middle number: percent Proficient/Advanced)



\*\* Students with an Individual Education Plan (IEP) for special education, excluding students identified as "gifted"

### Gap in percentage of students at Proficient/Advanced levels on PSSA tests (3rd through 5th grades)

Gap: Difference between black achievement at the school and white achievement in the district



Not all student groups were reportable for every year.

### Enrollment 286 students (District K-5 average: 316) Capture rate 19% (District K-5 average: 40%)

African-American: **67%**, White: **12%**, Multi-ethnic: **3%**, Asian: **5%**, Hispanic: **13%**, IEP\*\*: **11%**

Economically disadvantaged: **80%** (District K-5 average: 69%)



# Pittsburgh Banksville PreK-5

Neighborhood school with an "English as a Second Language" program

1001 Carnahan Rd., 15216 • Banksville • 412-529-7400 • Accessible

Principal: David May



### Teaching 21 teachers

Teachers feel the school is a good place to work and learn\*: **100%**  
 Teachers new to the school: **14%**  
 Teachers absent 18+ days: **12%**  
 Principal stability: **1 principal in the last 4 years**

### School climate

Parents recommend school\*: **97%**  
 Student stability rate: **87%**  
 Students suspended at least once:  
**Overall: 1%**  
 Black: 2%  
 White: 1%  
 Low-income: 1%  
 IEP\*\*: 2%

### Special accomplishments

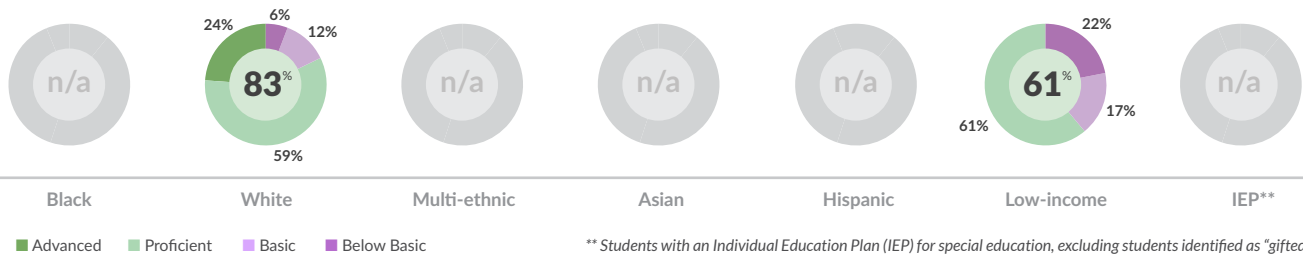
- Dancing Classrooms Silver medalists
- Let's Move Pittsburgh Champion Schools grant to support fitness program

\* Based on survey responses

## Key outcomes

### 3rd grade Reading 2017: Percentage of students at each PSSA achievement level

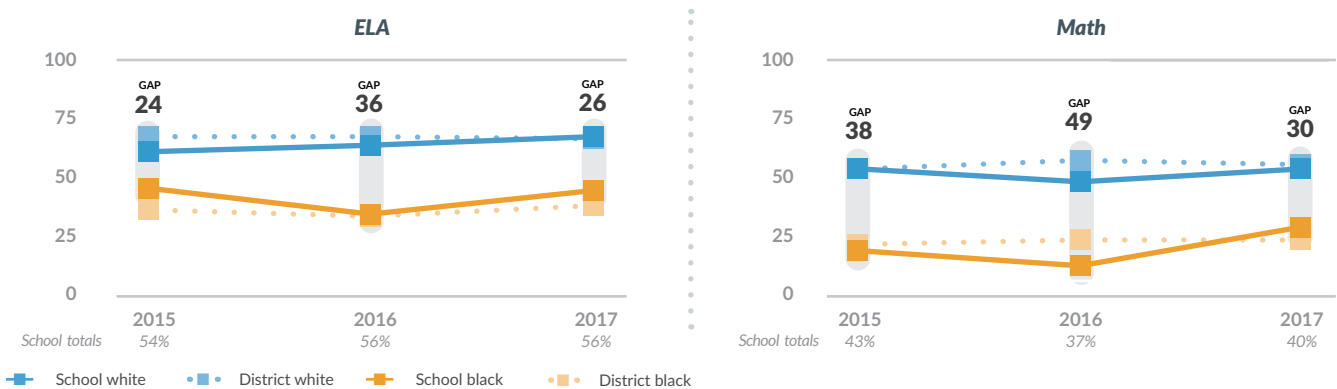
(Middle number: percent Proficient/Advanced)



\*\* Students with an Individual Education Plan (IEP) for special education, excluding students identified as "gifted"

### Gap in percentage of students at Proficient/Advanced levels on PSSA tests (3rd through 5th grades)

Gap: Difference between black achievement at the school and white achievement in the district



### Enrollment 296 students (District K-5 average: 316) Capture rate 46% (District K-5 average: 40%)

African-American: **14%**, White: **50%**, Multi-ethnic: **5%**, Asian: **20%**, Hispanic: **10%**, IEP\*\*: **15%**

Economically disadvantaged: **55%** (District K-5 average: 69%)

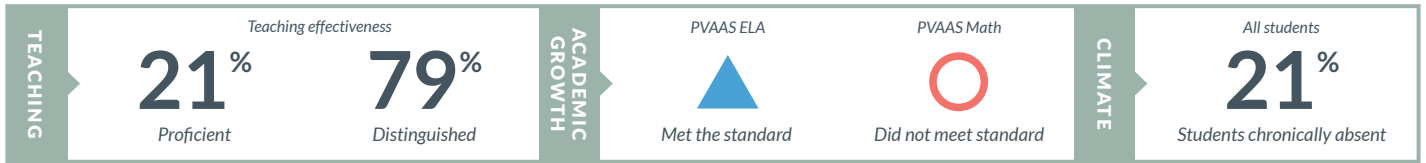


# Pittsburgh Beechwood PreK-5

Neighborhood school with an "English as a Second Language" program

810 Rockland Ave., 15216 • Beechview • 412-529-7390 • Accessible, with exceptions

Principal: Sally Rushford



### Teaching 30 teachers

Teachers feel the school is a good place to work and learn\*: **93%**  
 Teachers new to the school: **10%**  
 Teachers absent 18+ days: **4%**  
 Principal stability: **1 principal in the last 4 years**

### School climate

Parents recommend school\*: **n/a**  
 Student stability rate: **90%**  
 Students suspended at least once:  
**Overall: 2%**  
 Black: 4%  
 White: 1%  
 Low-income: 3%  
 IEP\*\*: 6%

### Special accomplishments

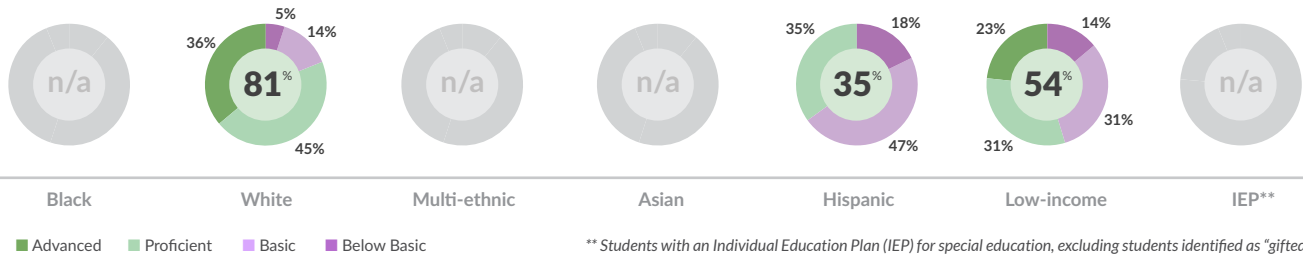
- Resident Artist through Pittsburgh Center for the Arts
- Civic Light Opera program

\* Based on survey responses

## Key outcomes

### 3rd grade Reading 2017: Percentage of students at each PSSA achievement level

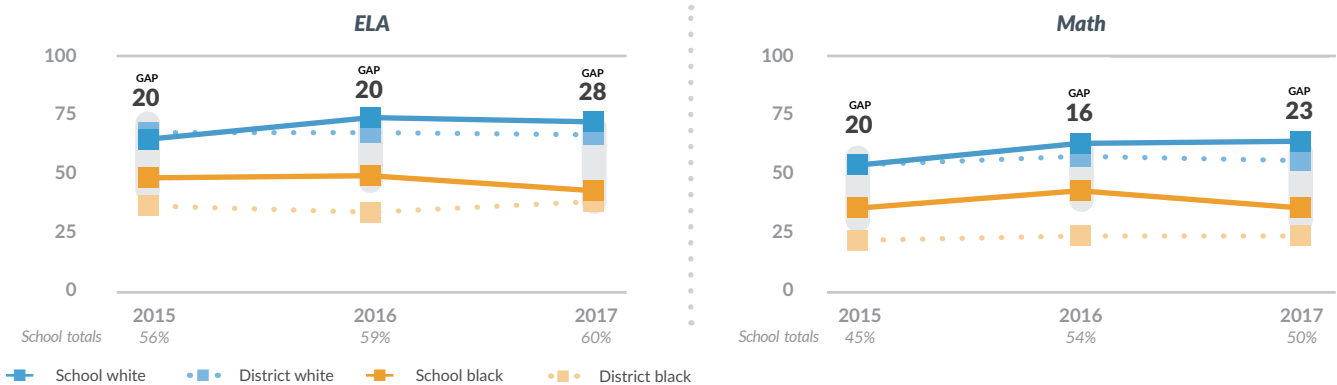
(Middle number: percent Proficient/Advanced)



\*\* Students with an Individual Education Plan (IEP) for special education, excluding students identified as "gifted"

### Gap in percentage of students at Proficient/Advanced levels on PSSA tests (3rd through 5th grades)

Gap: Difference between black achievement at the school and white achievement in the district



### Enrollment 318 students (District K-5 average: 316) Capture rate 58% (District K-5 average: 40%)

African-American: **20%**, White: **45%**, Multi-ethnic: **11%**, Asian: **4%**, Hispanic: **19%**, IEP\*\*: **19%**

Economically disadvantaged: **63%** (District K-5 average: 69%)



# Pittsburgh Concord PreK-5

Neighborhood school with an "English as a Second Language" program  
 2350 Brownsville Rd., 15210 • Carrick • 412-529-7755 • Accessible  
 Principal: Michael Perella



### Teaching 38 teachers

Teachers feel the school is a good place to work and learn\*: **95%**  
 Teachers new to the school: **11%**  
 Teachers absent 18+ days: **0%**  
 Principal stability: **2 principals in the last 4 years**

### School climate

Parents recommend school\*: **n/a**  
 Student stability rate: **86%**  
 Students suspended at least once:  
**Overall: 5%**  
 Black: 9%  
 White: 5%  
 Low-income: 7%  
 IEP\*\*: 15%

### Special accomplishments

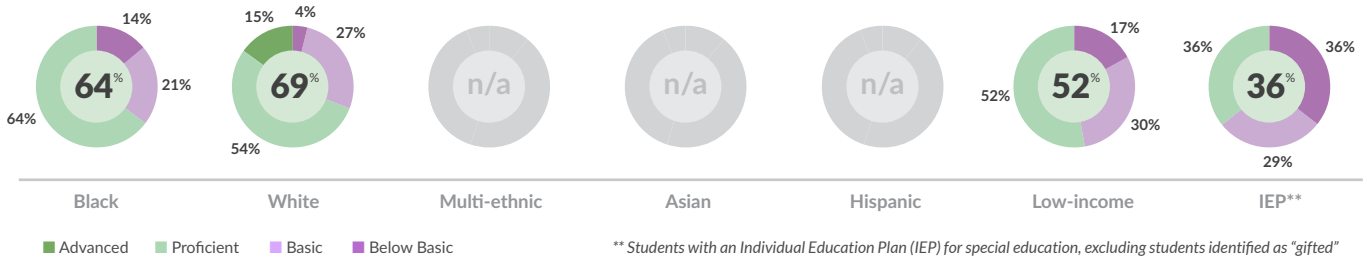
- [School did not provide this information]

\* Based on survey responses

## Key outcomes

### 3rd grade Reading 2017: Percentage of students at each PSSA achievement level

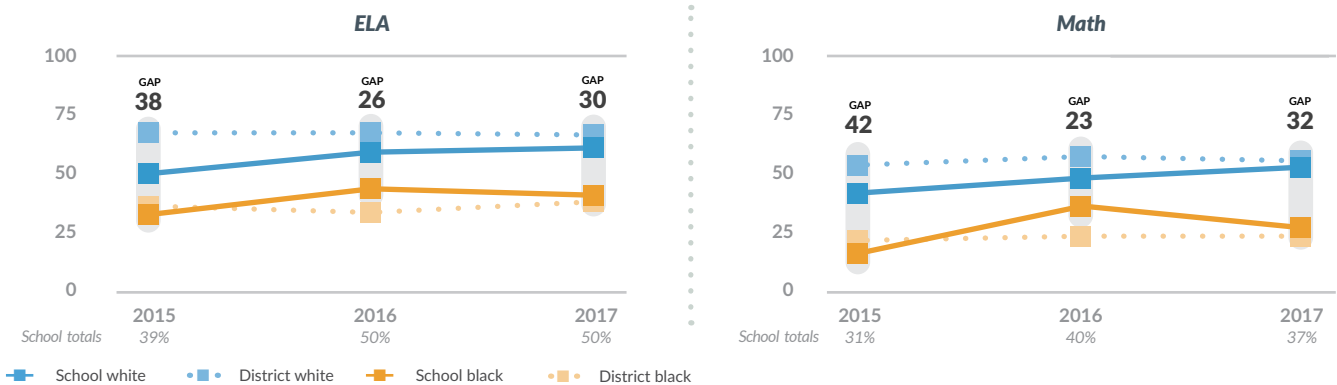
(Middle number: percent Proficient/Advanced)



\*\* Students with an Individual Education Plan (IEP) for special education, excluding students identified as "gifted"

### Gap in percentage of students at Proficient/Advanced levels on PSSA tests (3rd through 5th grades)

Gap: Difference between black achievement at the school and white achievement in the district



### Enrollment 479 students (District K-5 average: 316) Capture rate 58% (District K-5 average: 40%)

African-American: **19%**, White: **47%**, Multi-ethnic: **8%**, Asian: **16%**, Hispanic: **9%**, IEP\*\*: **13%**  
 Economically disadvantaged: **71%** (District K-5 average: 69%)



# Pittsburgh Dilworth PreK-5

Traditional Academy for the Arts & Humanities magnet school

6200 Stanton Ave., 15206 • East Liberty • 412-529-5000 • Accessible

Principal: Monica Lamar



## Teaching 28 teachers

Teachers feel the school is a good place to work and learn\*: **87%**  
 Teachers new to the school: **7%**  
 Teachers absent 18+ days: **0%**  
 Principal stability: **1 principal in the last 4 years**

## School climate

Parents recommend school\*: **97%**  
 Student stability rate: **99%**  
 Students suspended at least once:  
**Overall: 1%**  
 Black: 1%  
 White: 0%  
 Low-income: 1%  
 IEP\*\*: 0%

## Special accomplishments

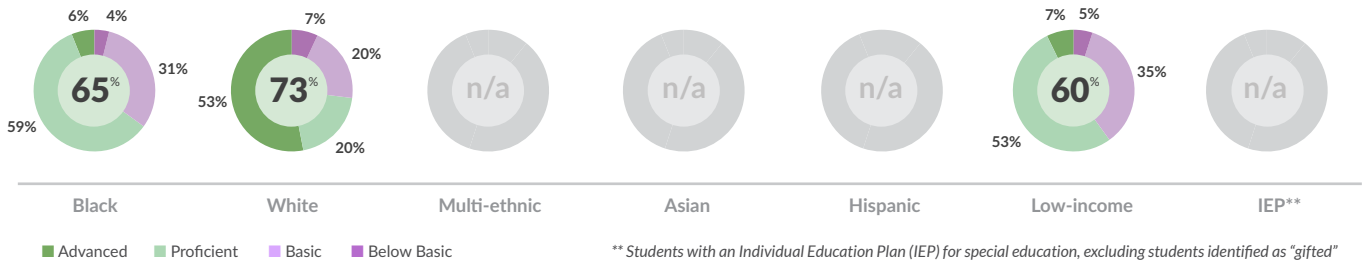
- Let's Move Pittsburgh Champion Schools grant to support edible garden
- After-school foreign languages program

\* Based on survey responses

## Key outcomes

### 3rd grade Reading 2017: Percentage of students at each PSSA achievement level

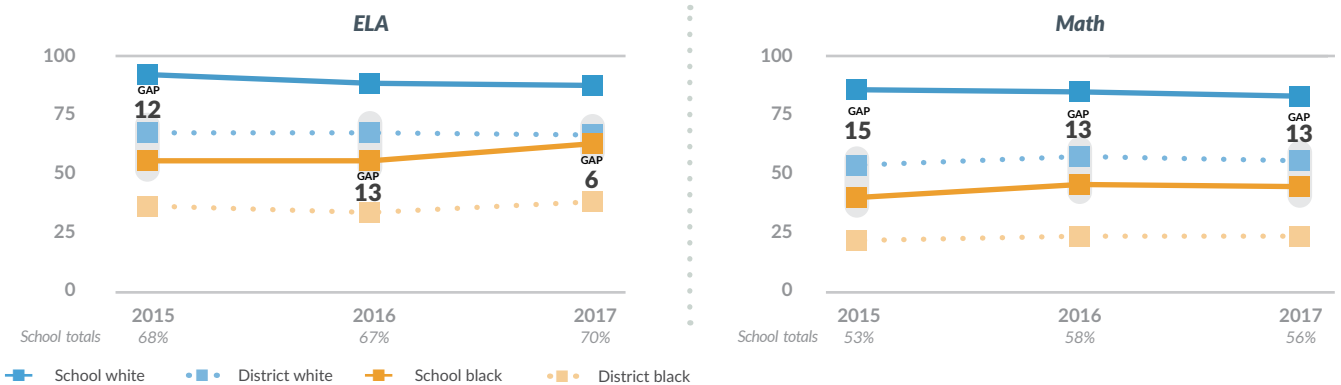
(Middle number: percent Proficient/Advanced)



\*\* Students with an Individual Education Plan (IEP) for special education, excluding students identified as "gifted"

### Gap in percentage of students at Proficient/Advanced levels on PSSA tests (3rd through 5th grades)

Gap: Difference between black achievement at the school and white achievement in the district



## Enrollment 448 students (District K-5 average: 316) Capture rate n/a (District K-5 average: 40%)

African-American: **64%**, White: **25%**, Multi-ethnic: **6%**, Asian: **1%**, Hispanic: **2%**, IEP\*\*: **9%**

Economically disadvantaged: **53%** (District K-5 average: 69%)

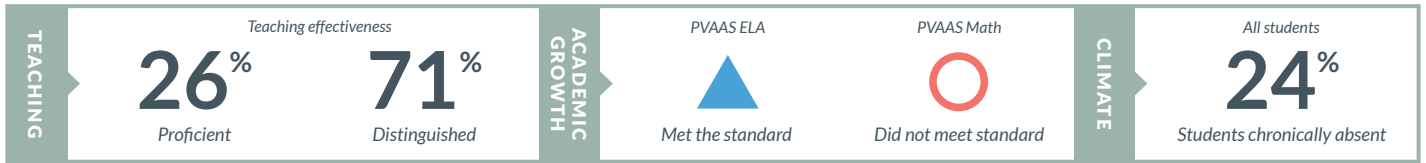


# Pittsburgh Faison K-5

Neighborhood school

7430 Tioga St., 15208 • Homewood • 412-529-2305 • Accessible

Principal: Russell Patterson



## Teaching 47 teachers

Teachers feel the school is a good place to work and learn\*: **75%**

Teachers new to the school: **11%**

Teachers absent 18+ days: **5%**

Principal stability: **2 principals in the last 4 years**

## School climate

Parents recommend school\*: **71%**

Student stability rate: **89%**

Students suspended at least once:

**Overall: 7%**

Black: 7%

White: n/a

Low-income: 8%

IEP\*\*: 12%

## Special accomplishments

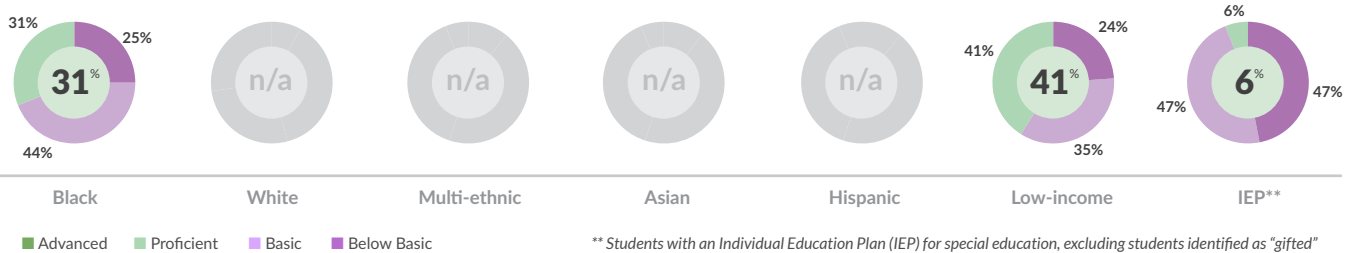
- 2016-17 elementary boys' track champions
- Dancing Classrooms Bronze medalists
- Community School site

\* Based on survey responses

## Key outcomes

### 3rd grade Reading 2017: Percentage of students at each PSSA achievement level

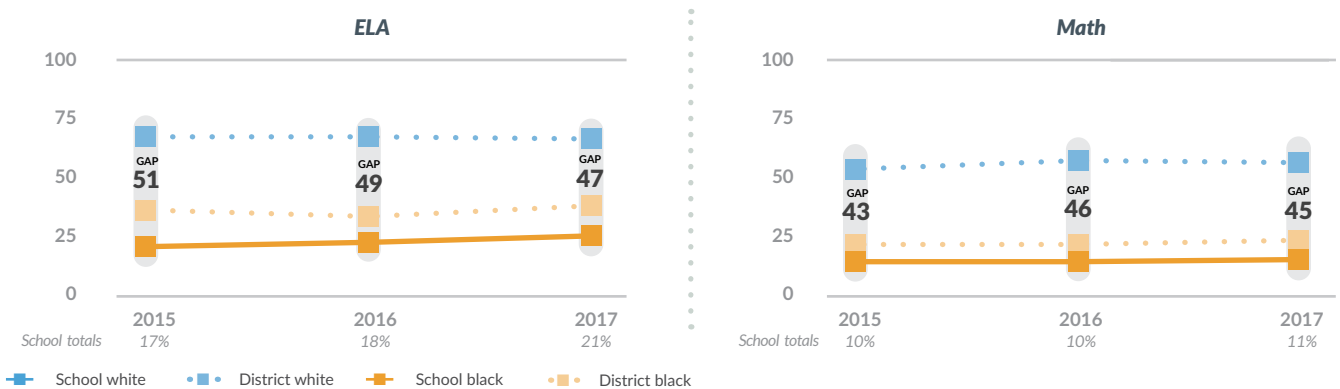
(Middle number: percent Proficient/Advanced)



\*\* Students with an Individual Education Plan (IEP) for special education, excluding students identified as "gifted"

### Gap in percentage of students at Proficient/Advanced levels on PSSA tests (3rd through 5th grades)

Gap: Difference between black achievement at the school and white achievement in the district



## Enrollment 490 students (District K-5 average: 316) Capture rate 39% (District K-5 average: 40%)

African-American: **95%**, White: **1%**, Multi-ethnic: **3%**, IEP\*\*: **14%**

Economically disadvantaged: **86%** (District K-5 average: 69%)



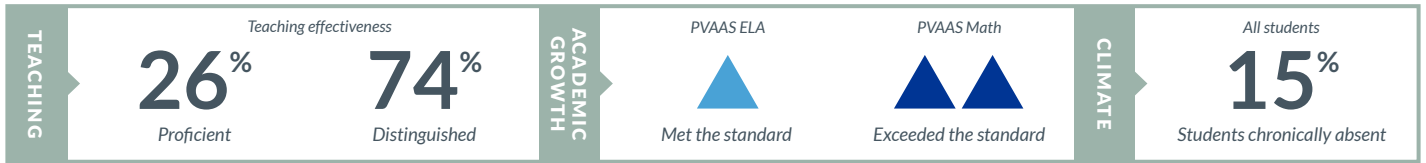


# Pittsburgh Fulton PreK-5

Neighborhood school with a French language magnet program

5799 Hampton St., 15206 • Highland Park • 412-529-4600 • Accessible

Principal: Karen Arnold



### Teaching 31 teachers

Teachers feel the school is a good place to work and learn\*: **97%**  
 Teachers new to the school: **6%**  
 Teachers absent 18+ days: **7%**  
 Principal stability: **2 principals in the last 4 years**

### School climate

Parents recommend school\*: **n/a**  
 Student stability rate: **92%**  
 Students suspended at least once:  
**Overall: 7%**  
 Black: 8%  
 White: 0%  
 Low-income: 7%  
 IEP\*\*: 7%

### Special accomplishments

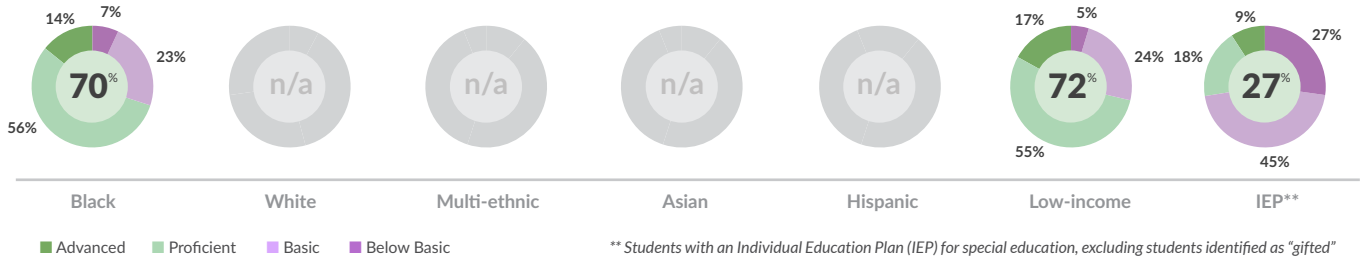
- Learning Garden site in partnership with Grow Pittsburgh and The Kitchen Community
- Student won grand prize in Edgar Snyder & Associates "My Holiday Wish" Coloring Contest

\* Based on survey responses

## Key outcomes

### 3rd grade Reading 2017: Percentage of students at each PSSA achievement level

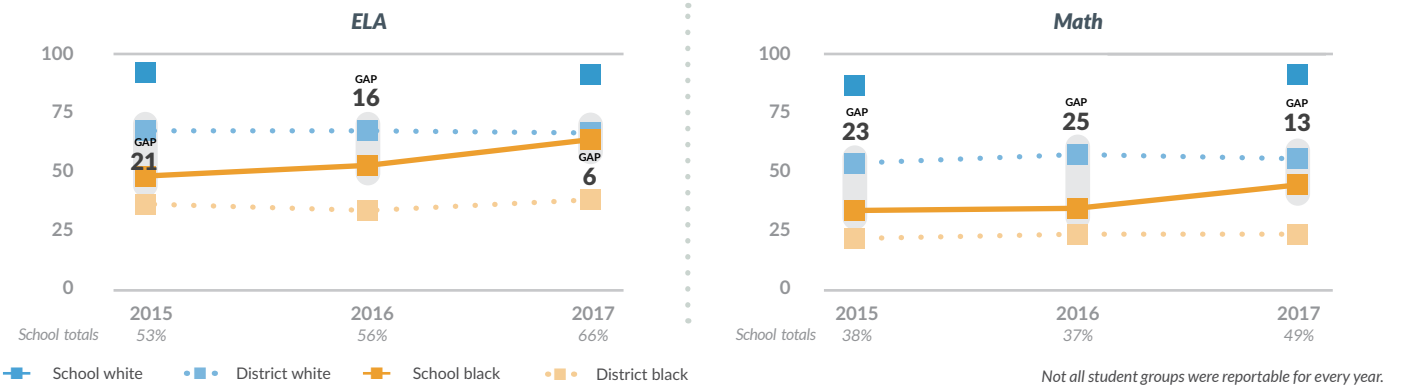
(Middle number: percent Proficient/Advanced)



\*\* Students with an Individual Education Plan (IEP) for special education, excluding students identified as "gifted"

### Gap in percentage of students at Proficient/Advanced levels on PSSA tests (3rd through 5th grades)

Gap: Difference between black achievement at the school and white achievement in the district



Not all student groups were reportable for every year.

### Enrollment 371 students (District K-5 average: 316) Capture rate 24% (District K-5 average: 40%)

African-American: **82%**, White: **9%**, Multi-ethnic: **5%**, Asian: **1%**, Hispanic: **2%**, IEP\*\*: **17%**

Economically disadvantaged: **73%** (District K-5 average: 69%)

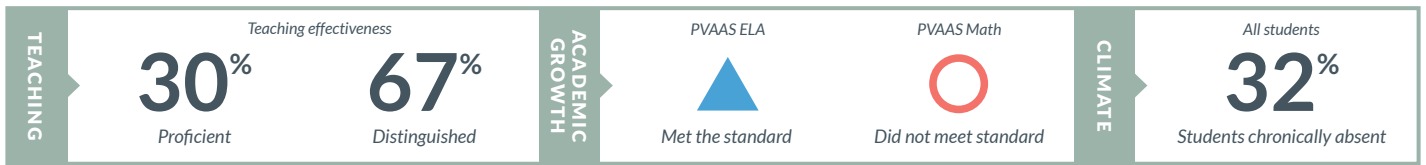


# Pittsburgh Grandview PreK-5

Neighborhood school

845 McLain St., 15210 • Allentown • 412-529-6605 • Accessible

Principal: Sharon Fisher



### Teaching 28 teachers

Teachers feel the school is a good place to work and learn\*: **81%**  
 Teachers new to the school: **11%**  
 Teachers absent 18+ days: **0%**  
 Principal stability: **1 principal in the last 4 years**

### School climate

Parents recommend school\*: **n/a**  
 Student stability rate: **87%**  
 Students suspended at least once:  
**Overall: 17%**  
 Black: 19%  
 White: 8%  
 Low-income: 18%  
 IEP\*\*: 17%

### Special accomplishments

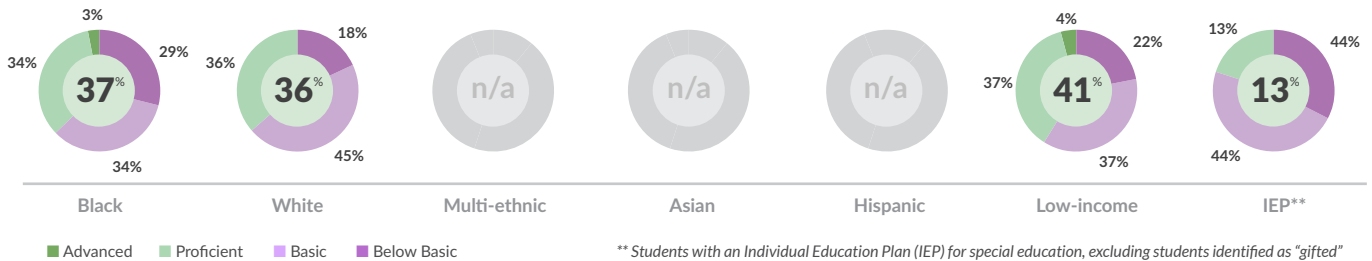
- School beautification project in partnership with PTO, United Way of Southwestern PA, and A+ Schools

\* Based on survey responses

## Key outcomes

### 3rd grade Reading 2017: Percentage of students at each PSSA achievement level

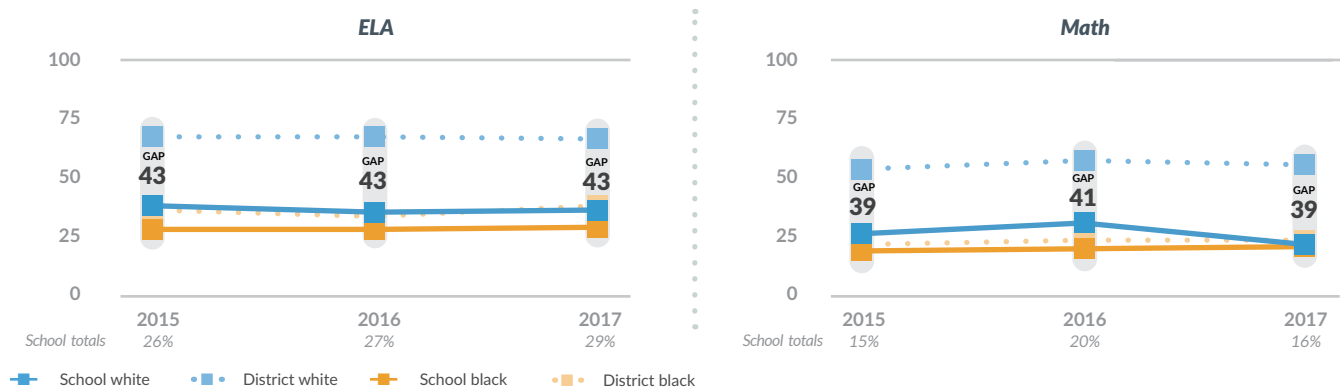
(Middle number: percent Proficient/Advanced)



\*\* Students with an Individual Education Plan (IEP) for special education, excluding students identified as "gifted"

### Gap in percentage of students at Proficient/Advanced levels on PSSA tests (3rd through 5th grades)

Gap: Difference between black achievement at the school and white achievement in the district



### Enrollment 313 students (District K-5 average: 316) Capture rate 45% (District K-5 average: 40%)

African-American: **70%**, White: **15%**, Multi-ethnic: **12%**, Asian: **1%**, Hispanic: **2%**, IEP\*\*: **21%**

Economically disadvantaged: **85%** (District K-5 average: 69%)



# Pittsburgh Liberty K-5

Spanish language magnet school

601 Filbert St., 15232 • Shadyside • 412-529-8450 • Accessible

Principal: LouAnn Zwieryznski



### Teaching 25 teachers

Teachers feel the school is a good place to work and learn\*: **43%**  
 Teachers new to the school: **20%**  
 Teachers absent 18+ days: **5%**  
 Principal stability: **2 principals in the last 4 years**

### School climate

Parents recommend school\*: **59%**  
 Student stability rate: **93%**  
 Students suspended at least once:  
**Overall: 12%**  
 Black: 16%  
 White: 4%  
 Low-income: 16%  
 IEP\*\*: 20%

### Special accomplishments


- Student was finalist in Pittsburgh Public Theater's Shakespeare Monologue & Scene Contest
- Let's Move Pittsburgh Champion Schools grant for garden & playground renovation

\* Based on survey responses

## Key outcomes

### 3rd grade Reading 2017: Percentage of students at each PSSA achievement level

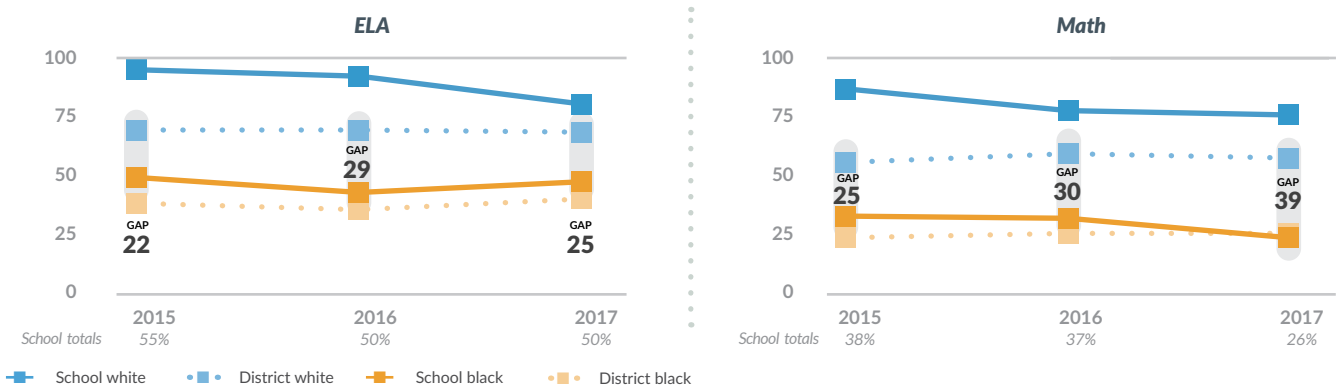
(Middle number: percent Proficient/Advanced)



\*\* Students with an Individual Education Plan (IEP) for special education, excluding students identified as "gifted"

### Gap in percentage of students at Proficient/Advanced levels on PSSA tests (3rd through 5th grades)

Gap: Difference between black achievement at the school and white achievement in the district



### Enrollment 439 students (District K-5 average: 316) Capture rate n/a (District K-5 average: 40%)

African-American: **75%**, White: **13%**, Multi-ethnic: **8%**, Asian: **2%**, Hispanic: **2%**, IEP\*\*: **14%**

Economically disadvantaged: **65%** (District K-5 average: 69%)



# Pittsburgh Lincoln PreK-5

Neighborhood school with a Science, Technology, Engineering, Arts, and Math focus

328 Lincoln Ave., 15206 • Lincoln-Lemington • 412-529-3980 • Accessible

Principal: Virginia Hill



## Teaching 22 teachers

Teachers feel the school is a good place to work and learn\*: **82%**  
 Teachers new to the school: **5%**  
 Teachers absent 18+ days: **11%**  
 Principal stability: **1 principal in the last 4 years**

## School climate

Parents recommend school\*: **80%**  
 Student stability rate: **82%**  
 Students suspended at least once:  
**Overall: 13%**  
 Black: 13%  
 White: n/a  
 Low-income: 13%  
 IEP\*\*: 11%

## Special accomplishments

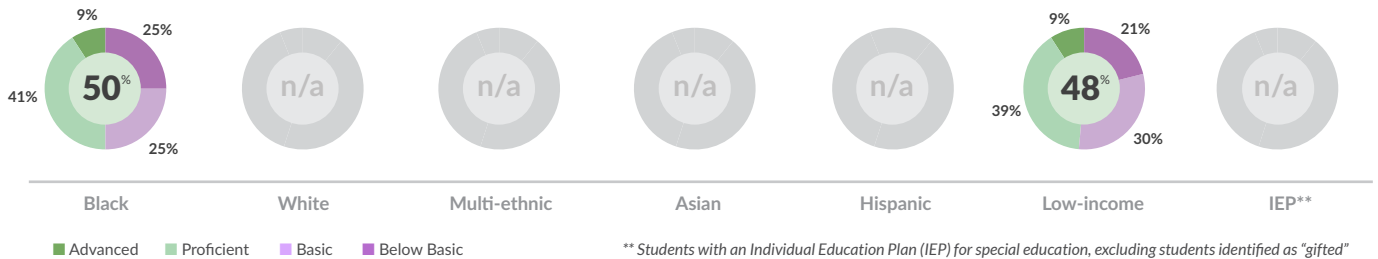
- One of 12 schools in US to implement EL Education (Expeditionary Learning) Literacy Pilot program
- Community School site

\* Based on survey responses

## Key outcomes

### 3rd grade Reading 2017: Percentage of students at each PSSA achievement level

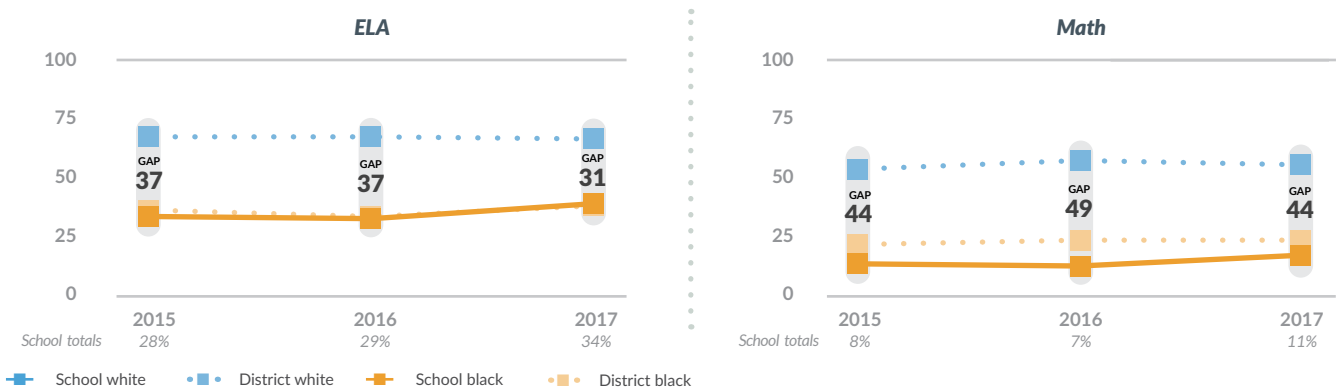
(Middle number: percent Proficient/Advanced)



\*\* Students with an Individual Education Plan (IEP) for special education, excluding students identified as "gifted"

### Gap in percentage of students at Proficient/Advanced levels on PSSA tests (3rd through 5th grades)

Gap: Difference between black achievement at the school and white achievement in the district



## Enrollment 218 students (District K-5 average: 316) Capture rate 32% (District K-5 average: 40%)

African-American: **92%**, White: **1%**, Multi-ethnic: **7%**, IEP\*\*: **17%**

Economically disadvantaged: **83%** (District K-5 average: 69%)

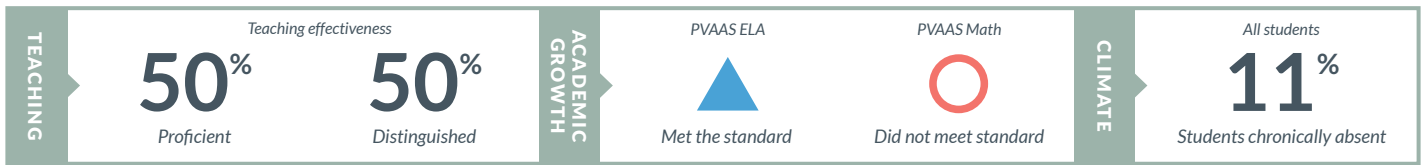


# Pittsburgh Linden K-5

German and Mandarin language magnet school

725 S. Linden Ave., 15208 • Point Breeze • 412-529-3996 • Accessible

Principal: Anita Walker



## Teaching 23 teachers

Teachers feel the school is a good place to work and learn\*: **17%**  
 Teachers new to the school: **4%**  
 Teachers absent 18+ days: **19%**  
 Principal stability: **2 principals in the last 4 years**

## School climate

Parents recommend school\*: **33%**  
 Student stability rate: **92%**  
 Students suspended at least once:  
**Overall: 2%**  
 Black: 2%  
 White: 1%  
 Low-income: 2%  
 IEP\*\*: 0%

## Special accomplishments

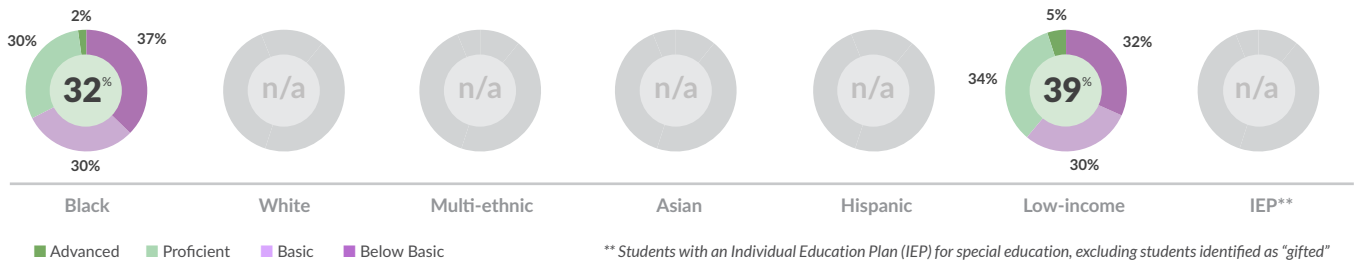
- 2016-17 elementary girls' track champions
- Let's Move Pittsburgh Champion Schools grant for sports equipment and health class resources

\* Based on survey responses

## Key outcomes

### 3rd grade Reading 2017: Percentage of students at each PSSA achievement level

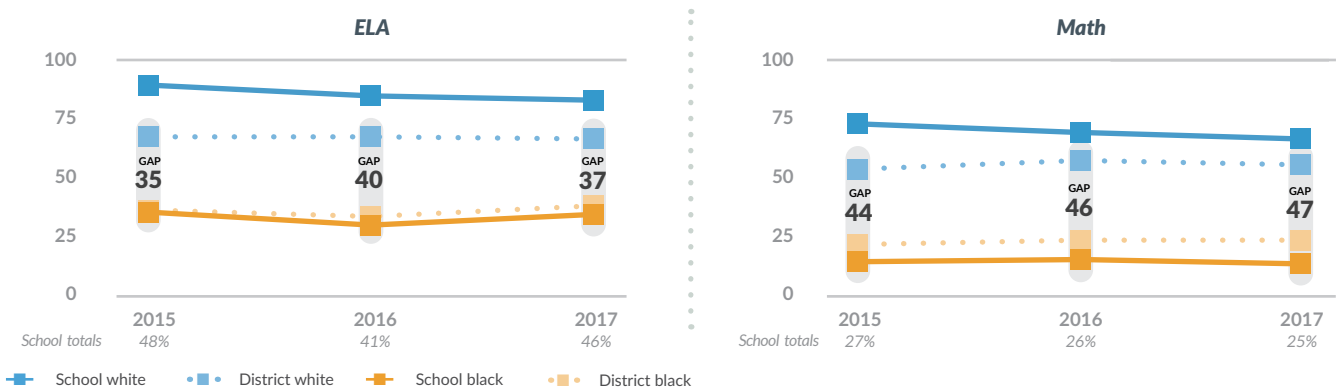
(Middle number: percent Proficient/Advanced)



\*\* Students with an Individual Education Plan (IEP) for special education, excluding students identified as "gifted"

### Gap in percentage of students at Proficient/Advanced levels on PSSA tests (3rd through 5th grades)

Gap: Difference between black achievement at the school and white achievement in the district



## Enrollment 372 students (District K-5 average: 316) Capture rate n/a (District K-5 average: 40%)

African-American: **72%**, White: **19%**, Multi-ethnic: **6%**, Asian: **1%**, Hispanic: **1%**, IEP\*\*: **11%**

Economically disadvantaged: **64%** (District K-5 average: 69%)



# Pittsburgh Miller PreK-5

Neighborhood school with an African focus

2055 Bedford Ave., 15219 • Hill District • 412-529-3830 • Accessible

Principal: Margaret Starkes



### Teaching 25 teachers

Teachers feel the school is a good place to work and learn\*: **80%**  
 Teachers new to the school: **12%**  
 Teachers absent 18+ days: **4%**  
 Principal stability: **2 principals in the last 4 years**

### School climate

Parents recommend school\*: **n/a**  
 Student stability rate: **83%**  
 Students suspended at least once:  
**Overall: 11%**  
 Black: 11%  
 White: n/a  
 Low-income: 11%  
 IEP\*\*: 22%

### Special accomplishments

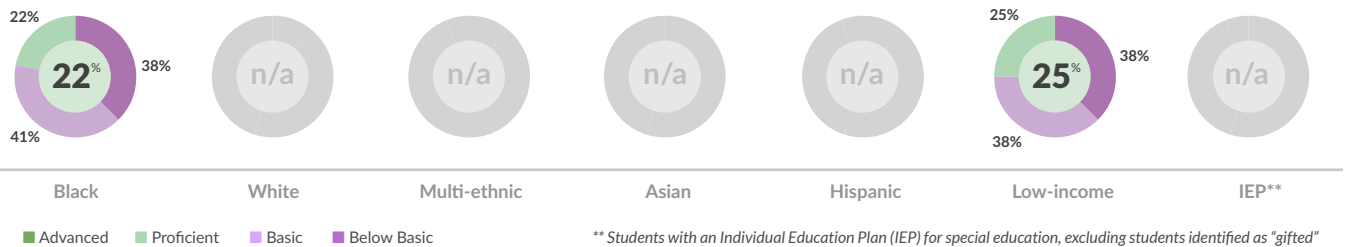
- Students received school supplies through collaboration between The Education Partnership and the Will Allen Foundation

\* Based on survey responses

## Key outcomes

### 3rd grade Reading 2017: Percentage of students at each PSSA achievement level

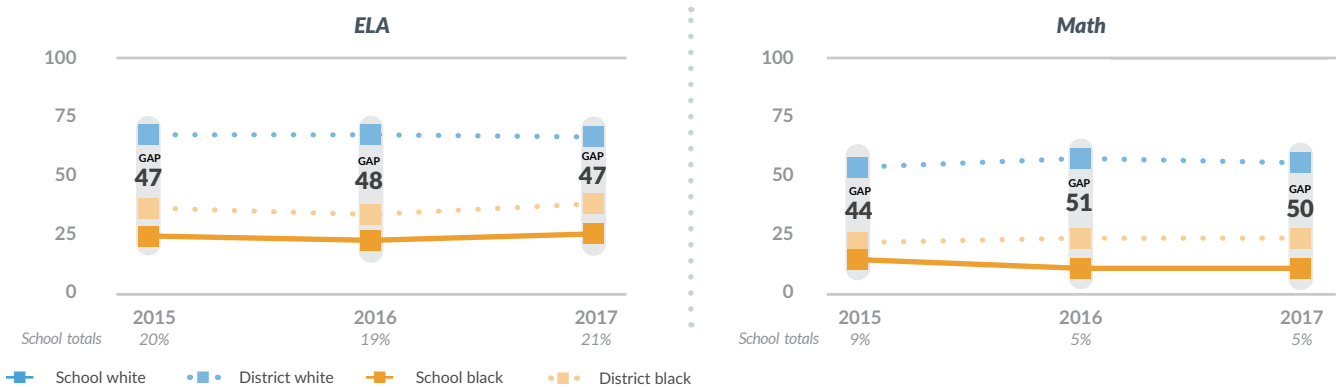
(Middle number: percent Proficient/Advanced)



\*\* Students with an Individual Education Plan (IEP) for special education, excluding students identified as "gifted"

### Gap in percentage of students at Proficient/Advanced levels on PSSA tests (3rd through 5th grades)

Gap: Difference between black achievement at the school and white achievement in the district



### Enrollment 236 students (District K-5 average: 316) Capture rate 36% (District K-5 average: 40%)

African-American: **97%**, White: **2%**, Multi-ethnic: **1%**, IEP\*\*: **14%**

Economically disadvantaged: **88%** (District K-5 average: 69%)

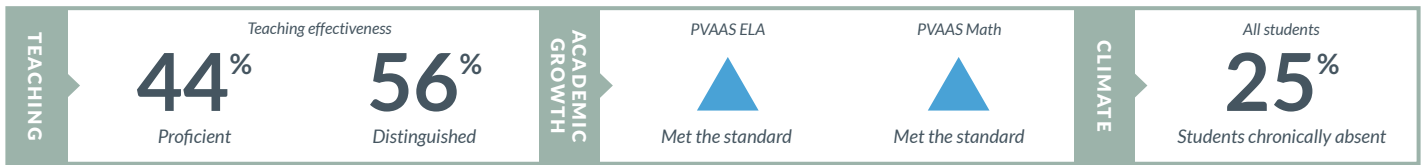


# Pittsburgh Minadeo PreK-5

Neighborhood school

6502 Lilac St., 15217 • Squirrel Hill • 412-529-4035 • Accessible

Principal: Melissa Wagner



### Teaching 31 teachers

Teachers feel the school is a good place to work and learn\*: **80%**  
 Teachers new to the school: **13%**  
 Teachers absent 18+ days: **11%**  
 Principal stability: **1 principal in the last 4 years**

### School climate

Parents recommend school\*: **61%**  
 Student stability rate: **90%**  
 Students suspended at least once:  
**Overall: 12%**  
 Black: 15%  
 White: 7%  
 Low-income: 15%  
 IEP\*\*: 21%

### Special accomplishments

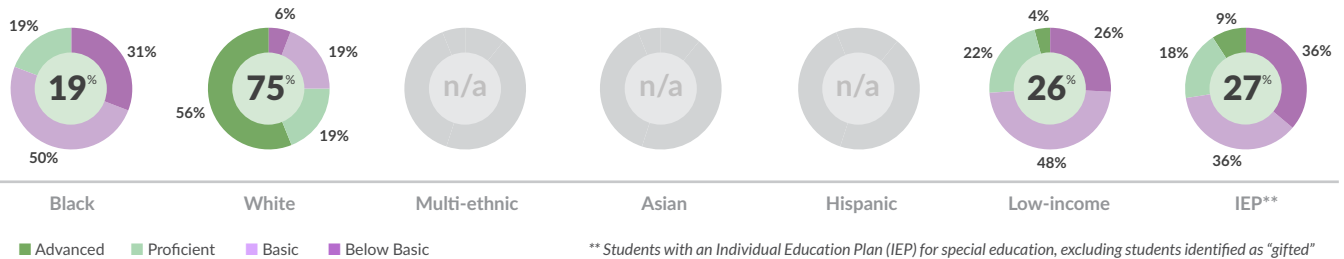
- Resident Artist in partnership with Pittsburgh Cultural Trust
- Let's Move Pittsburgh Champion Schools grant for "Fancy Water" program

\* Based on survey responses

## Key outcomes

### 3rd grade Reading 2017: Percentage of students at each PSSA achievement level

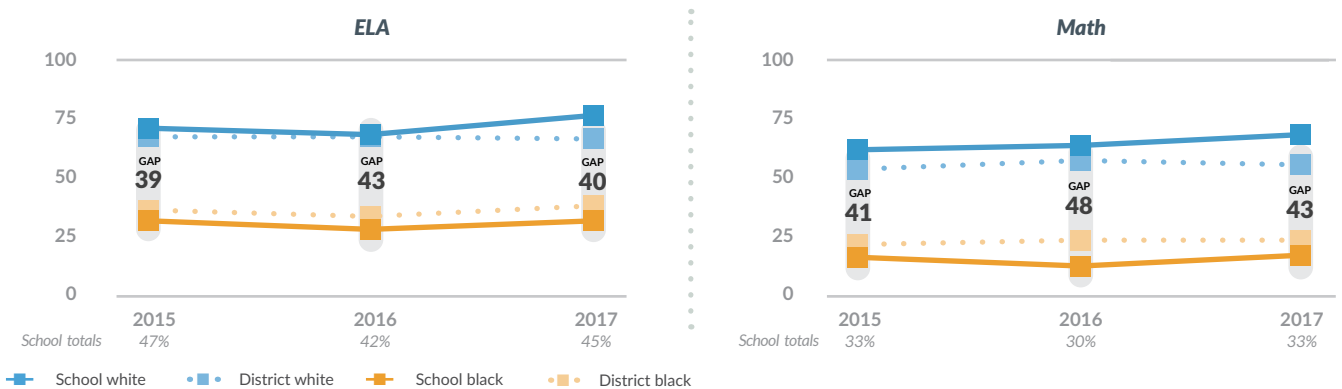
(Middle number: percent Proficient/Advanced)



\*\* Students with an Individual Education Plan (IEP) for special education, excluding students identified as "gifted"

### Gap in percentage of students at Proficient/Advanced levels on PSSA tests (3rd through 5th grades)

Gap: Difference between black achievement at the school and white achievement in the district



### Enrollment 317 students (District K-5 average: 316) Capture rate 23% (District K-5 average: 40%)

African-American: **58%**, White: **29%**, Multi-ethnic: **10%**, Asian: **1%**, Hispanic: **1%**, IEP\*\*: **26%**

Economically disadvantaged: **68%** (District K-5 average: 69%)



# Pittsburgh Montessori PreK-5

Montessori magnet school

201 S. Graham St., 15206 • Friendship • 412-529-2010 • Accessible entrance, no elevator  
Principal: Kellie Meyer



## Teaching 22 teachers

Teachers feel the school is a good place to work and learn\*: **68%**  
Teachers new to the school: **23%**  
Teachers absent 18+ days: **6%**  
Principal stability: **3 principals in the last 4 years**

## School climate

Parents recommend school\*: **87%**  
Student stability rate: **96%**  
Students suspended at least once:  
**Overall: 3%**  
Black: 9%  
White: 1%  
Low-income: 7%  
IEP\*\*: 3%

## Special accomplishments

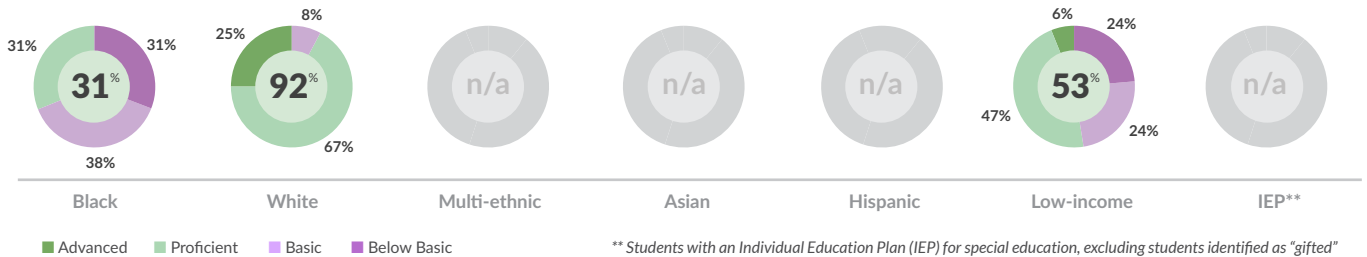
- Dancing Classrooms Bronze medalists

\* Based on survey responses

## Key outcomes

### 3rd grade Reading 2017: Percentage of students at each PSSA achievement level

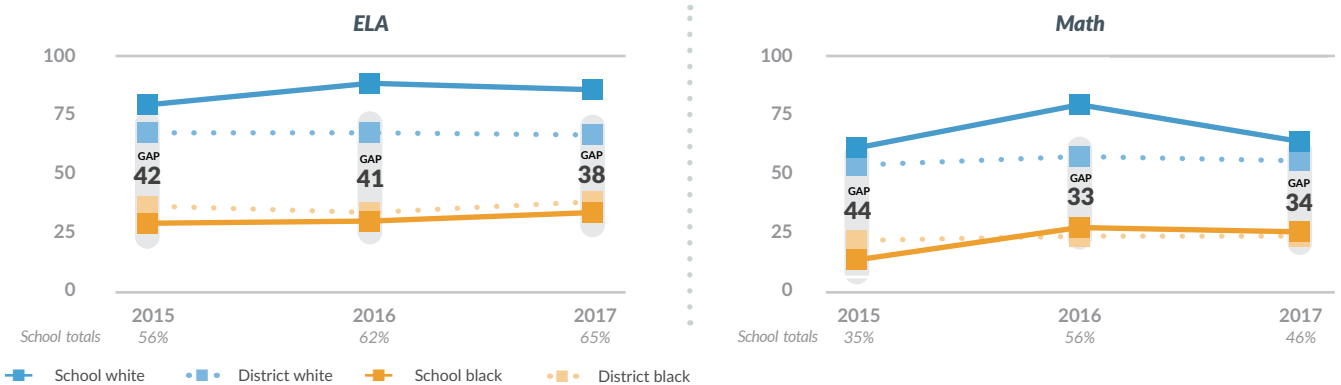
(Middle number: percent Proficient/Advanced)



\*\* Students with an Individual Education Plan (IEP) for special education, excluding students identified as "gifted"

### Gap in percentage of students at Proficient/Advanced levels on PSSA tests (3rd through 5th grades)

Gap: Difference between black achievement at the school and white achievement in the district



## Enrollment 252 students (District K-5 average: 316) Capture rate n/a (District K-5 average: 40%)

African-American: **28%**, White: **63%**, Multi-ethnic: **5%**, Asian: **1%**, Hispanic: **2%**, IEP\*\*: **13%**

Economically disadvantaged: **33%** (District K-5 average: 69%)





# Pittsburgh Phillips K-5

Neighborhood school with a Spanish language magnet program

1901 Sarah St., 15203 • Southside • 412-529-5190 • Accessible

Principal: Michael Calvert



### Teaching 18 teachers

Teachers feel the school is a good place to work and learn\*: **90%**  
 Teachers new to the school: **17%**  
 Teachers absent 18+ days: **47%**  
 Principal stability: **3 principals in the last 4 years**

### School climate

Parents recommend school\*: **93%**  
 Student stability rate: **95%**  
 Students suspended at least once:  
**Overall: 4%**  
 Black: 7%  
 White: 3%  
 Low-income: 6%  
 IEP\*\*: 11%

### Special accomplishments

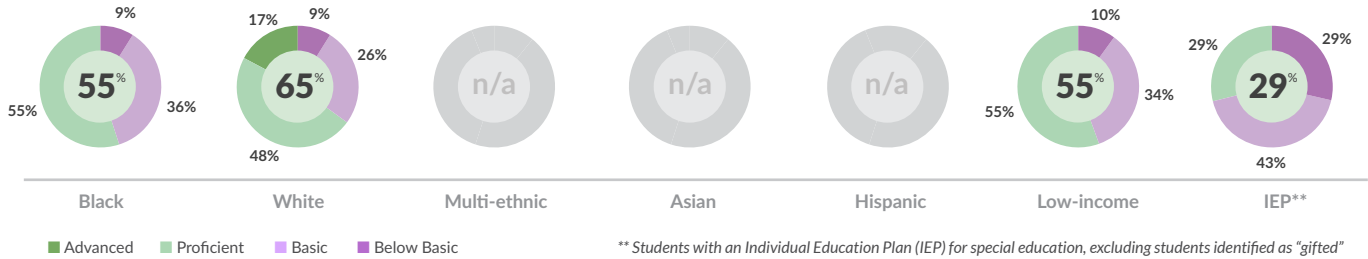
- Alliance for a Healthier Generation National Healthy Schools Bronze Awardee

\* Based on survey responses

## Key outcomes

### 3rd grade Reading 2017: Percentage of students at each PSSA achievement level

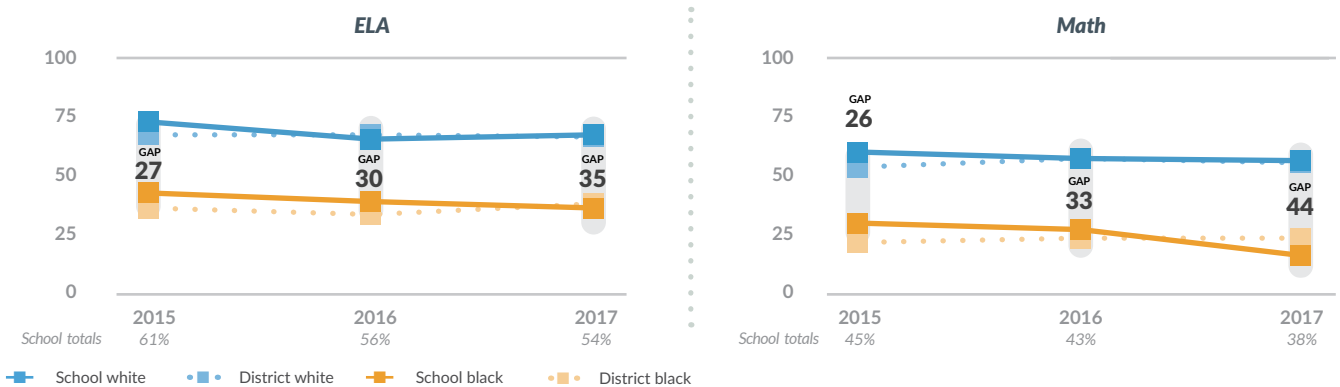
(Middle number: percent Proficient/Advanced)



\*\* Students with an Individual Education Plan (IEP) for special education, excluding students identified as "gifted"

### Gap in percentage of students at Proficient/Advanced levels on PSSA tests (3rd through 5th grades)

Gap: Difference between black achievement at the school and white achievement in the district



### Enrollment 285 students (District K-5 average: 316) Capture rate 56% (District K-5 average: 40%)

African-American: **39%**, White: **47%**, Multi-ethnic: **9%**, Asian: **1%**, Hispanic: **4%**, IEP\*\*: **22%**

Economically disadvantaged: **59%** (District K-5 average: 69%)



# Pittsburgh Roosevelt PreK-5

Neighborhood school housed in two buildings

PreK-1: 200 The Boulevard, 15210 • Carrick • 412-529-7788 • Accessible  
 Grades 2-5: 17 W. Cherryhill St., 15210 • Carrick • 412-529-7780 • Accessible  
 Principal: Ashley Porter



### Teaching 22 teachers

Teachers feel the school is a good place to work and learn\*: **76%**  
 Teachers new to the school: **5%**  
 Teachers absent 18+ days: **11%**  
 Principal stability: **3 principals in the last 4 years**

### School climate

Parents recommend school\*: **n/a**  
 Student stability rate: **87%**  
 Students suspended at least once:  
**Overall: 19%**  
 Black: 24%  
 White: 18%  
 Low-income: 22%  
 IEP\*\*: 26%

### Special accomplishments

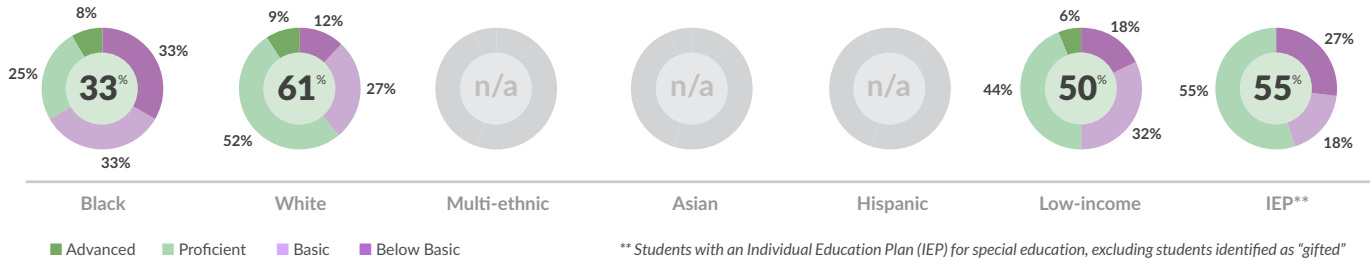
- Dancing Classrooms Bronze medalists

\* Based on survey responses

## Key outcomes

### 3rd grade Reading 2017: Percentage of students at each PSSA achievement level

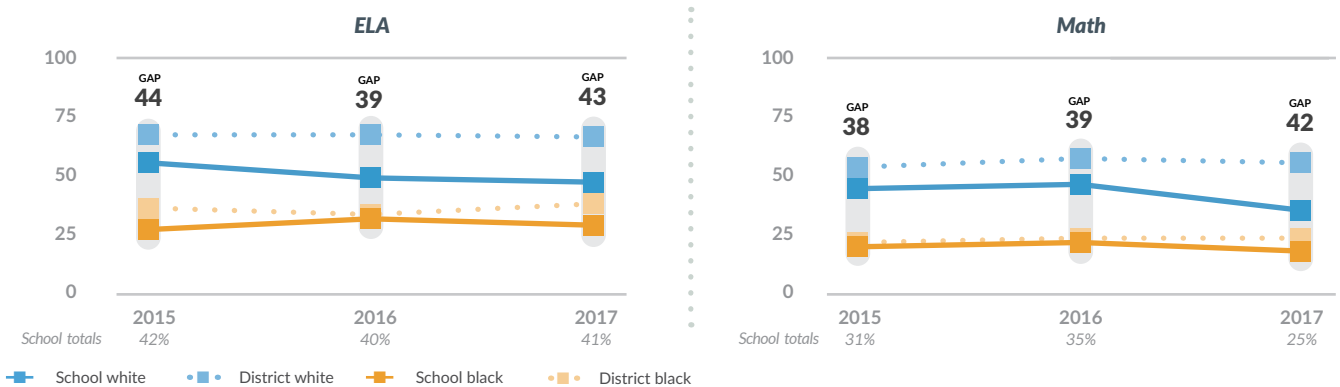
(Middle number: percent Proficient/Advanced)



\*\* Students with an Individual Education Plan (IEP) for special education, excluding students identified as "gifted"

### Gap in percentage of students at Proficient/Advanced levels on PSSA tests (3rd through 5th grades)

Gap: Difference between black achievement at the school and white achievement in the district



### Enrollment 306 students (District K-5 average: 316) Capture rate 50% (District K-5 average: 40%)

African-American: **31%**, White: **53%**, Multi-ethnic: **10%**, Asian: **2%**, Hispanic: **3%**, IEP\*\*: **19%**  
 Economically disadvantaged: **67%** (District K-5 average: 69%)



# Pittsburgh Spring Hill K-5

Neighborhood school

1351 Damas St., 15212 • Spring Hill • 412-529-3000 • Accessible

Principal: Erin McClay



### Teaching 23 teachers

Teachers feel the school is a good place to work and learn\*: **65%**  
 Teachers new to the school: **13%**  
 Teachers absent 18+ days: **0%**  
 Principal stability: **2 principals in the last 4 years**

### School climate

Parents recommend school\*: **27%**  
 Student stability rate: **87%**  
 Students suspended at least once:  
**Overall: 13%**  
 Black: 19%  
 White: 9%  
 Low-income: 15%  
 IEP\*\*: 25%

### Special accomplishments

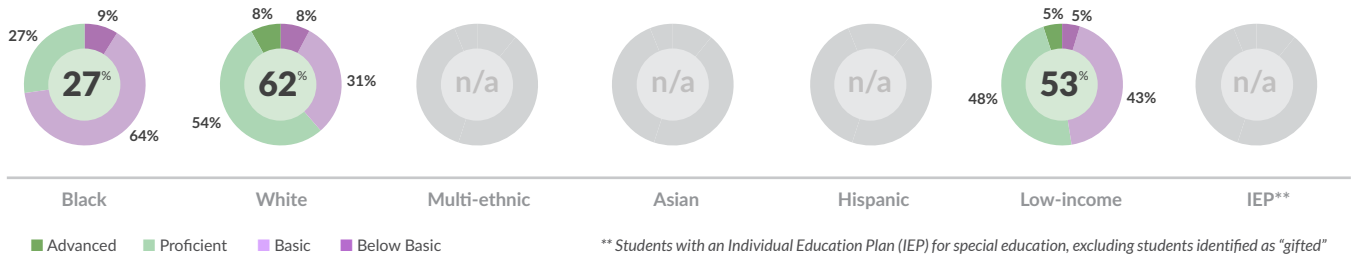
- [School did not provide this information]

\* Based on survey responses

## Key outcomes

### 3rd grade Reading 2017: Percentage of students at each PSSA achievement level

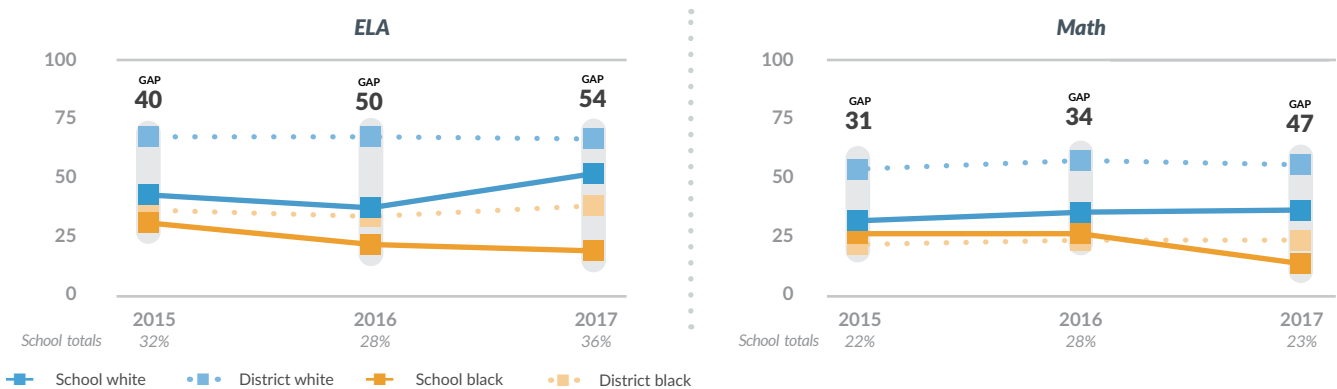
(Middle number: percent Proficient/Advanced)



\*\* Students with an Individual Education Plan (IEP) for special education, excluding students identified as "gifted"

### Gap in percentage of students at Proficient/Advanced levels on PSSA tests (3rd through 5th grades)

Gap: Difference between black achievement at the school and white achievement in the district



### Enrollment 218 students (District K-5 average: 316) Capture rate 42% (District K-5 average: 40%)

African-American: **39%**, White: **45%**, Multi-ethnic: **13%**, Asian: **1%**, Hispanic: **1%**, IEP\*\*: **19%**

Economically disadvantaged: **74%** (District K-5 average: 69%)

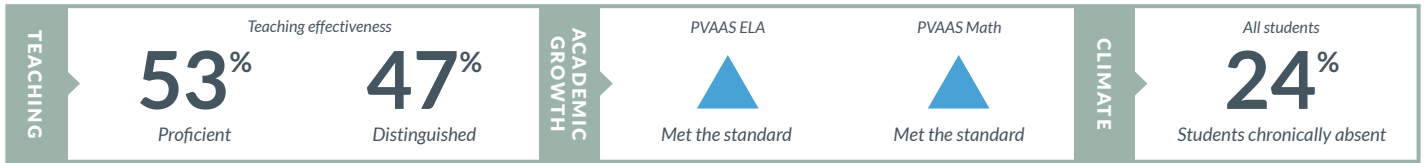


# Pittsburgh Weil PreK-5

Neighborhood school

2250 Centre Ave., 15219 • Hill District • 412-529-3840 • Accessible

Principal: Kira Henderson



### Teaching 20 teachers

Teachers feel the school is a good place to work and learn\*: **80%**  
 Teachers new to the school: **20%**  
 Teachers absent 18+ days: **0%**  
 Principal stability: **3 principals in the last 4 years**

### School climate

Parents recommend school\*: **n/a**  
 Student stability rate: **81%**  
 Students suspended at least once:  
**Overall: 18%**  
 Black: 19%  
 White: n/a  
 Low-income: 18%  
 IEP\*\*: 34%

### Special accomplishments

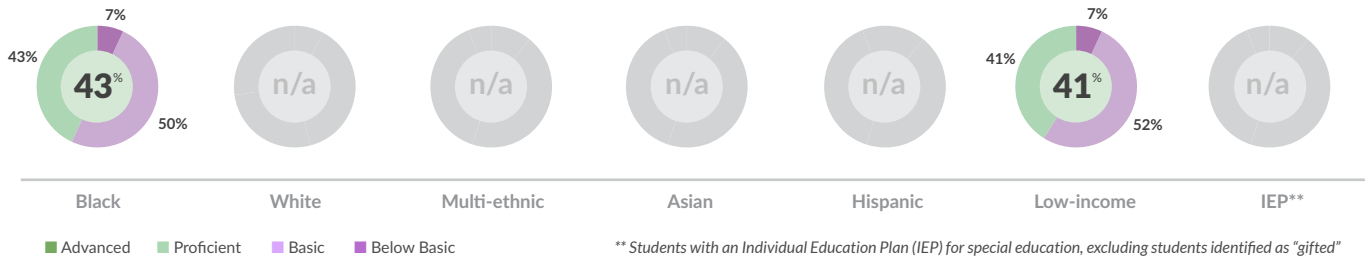
- Students participated in Hill District Unity March

\* Based on survey responses

## Key outcomes

### 3rd grade Reading 2017: Percentage of students at each PSSA achievement level

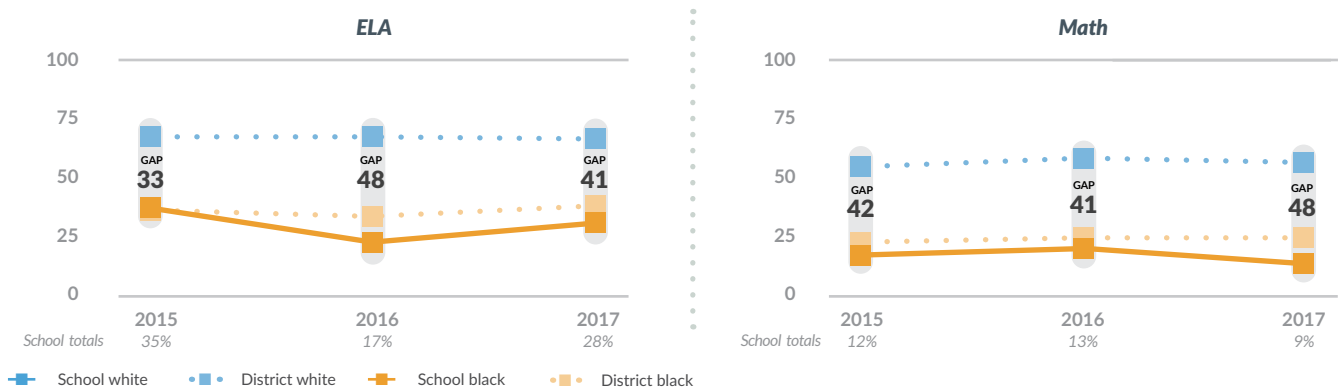
(Middle number: percent Proficient/Advanced)



\*\* Students with an Individual Education Plan (IEP) for special education, excluding students identified as "gifted"

### Gap in percentage of students at Proficient/Advanced levels on PSSA tests (3rd through 5th grades)

Gap: Difference between black achievement at the school and white achievement in the district



### Enrollment 190 students (District K-5 average: 316) Capture rate 30% (District K-5 average: 40%)

African-American: **92%**, White: **3%**, Multi-ethnic: **4%**, Asian: **2%**, IEP\*\* : **21%**

Economically disadvantaged: **86%** (District K-5 average: 69%)



# Pittsburgh West Liberty PreK-5

Neighborhood school

785 Dunster St., 15226 • Brookline • 412-529-7420 • Accessible, with exceptions

Principal: Deonne Arrington



### Teaching 20 teachers

Teachers feel the school is a good place to work and learn\*: **74%**  
 Teachers new to the school: **30%**  
 Teachers absent 18+ days: **6%**  
 Principal stability: **1 principal in the last 4 years**

### School climate

Parents recommend school\*: **90%**  
 Student stability rate: **94%**  
 Students suspended at least once:  
**Overall: 3%**  
 Black: 5%  
 White: 2%  
 Low-income: 4%  
 IEP\*\*: 9%

### Special accomplishments

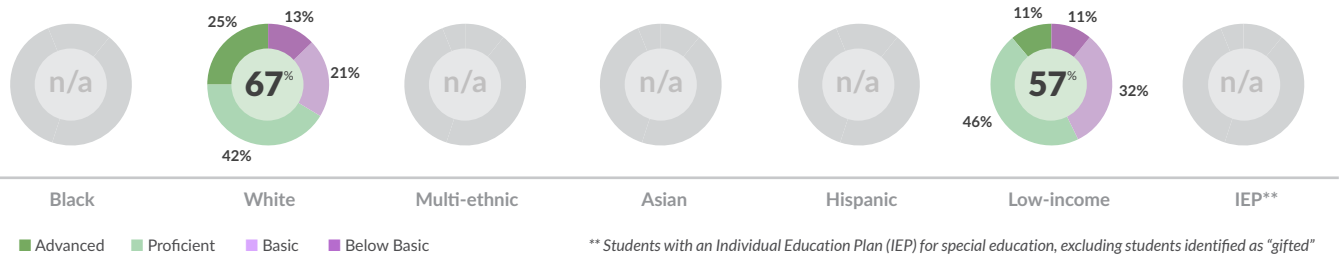
- Students raised more than \$1,000 to start school-based food pantry
- 5th graders created anti-bullying videos during iMovie challenge
- Family Literacy night

\* Based on survey responses

## Key outcomes

### 3rd grade Reading 2017: Percentage of students at each PSSA achievement level

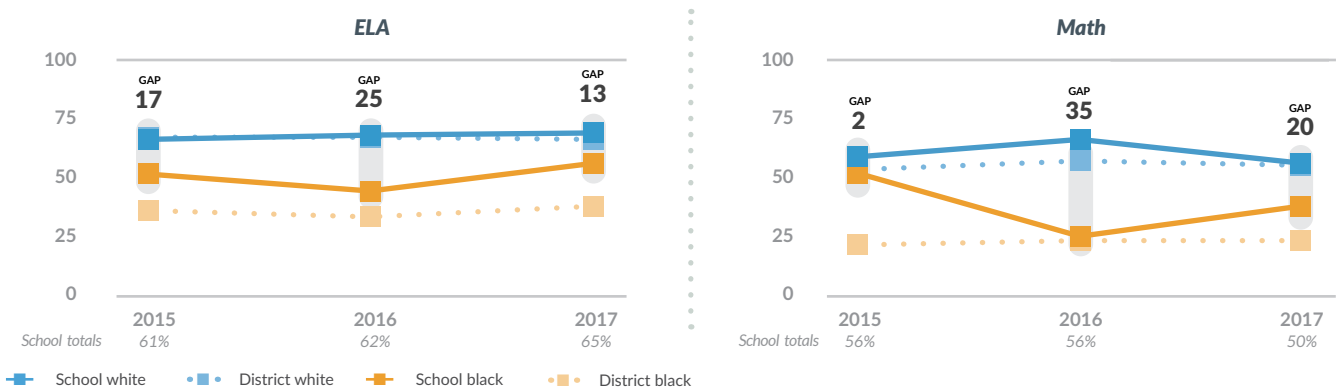
(Middle number: percent Proficient/Advanced)



\*\* Students with an Individual Education Plan (IEP) for special education, excluding students identified as "gifted"

### Gap in percentage of students at Proficient/Advanced levels on PSSA tests (3rd through 5th grades)

Gap: Difference between black achievement at the school and white achievement in the district



### Enrollment 255 students (District K-5 average: 316) Capture rate 50% (District K-5 average: 40%)

African-American: **15%**, White: **66%**, Multi-ethnic: **13%**, Asian: **2%**, Hispanic: **2%**, IEP\*\*: **20%**

Economically disadvantaged: **56%** (District K-5 average: 69%)



# Pittsburgh Westwood PreK-5

Neighborhood school

508 Shadyhill Rd., 15205 • Westwood • 412-529-6570 • Accessible

Principal: Nina Sacco



### Teaching 22 teachers

Teachers feel the school is a good place to work and learn\*: **73%**  
 Teachers new to the school: **23%**  
 Teachers absent 18+ days: **18%**  
 Principal stability: **2 principals in the last 4 years**

### School climate

Parents recommend school\*: **76%**  
 Student stability rate: **87%**  
 Students suspended at least once:  
**Overall: 2%**  
 Black: 5%  
 White: 0%  
 Low-income: 3%  
 IEP\*\*: 6%

### Special accomplishments

- Dancing Classrooms Grand Champions

\* Based on survey responses

## Key outcomes

### 3rd grade Reading 2017: Percentage of students at each PSSA achievement level

(Middle number: percent Proficient/Advanced)



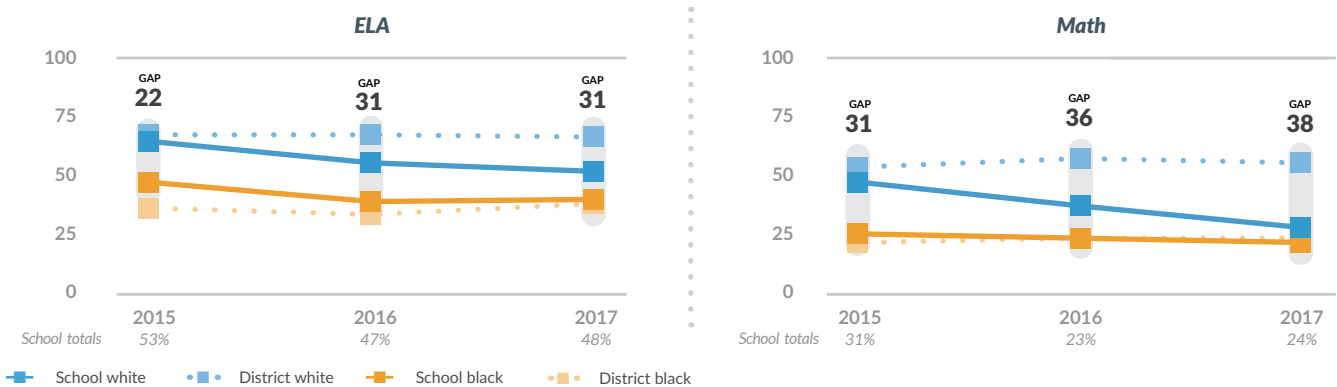
Black White Multi-ethnic Asian Hispanic Low-income IEP\*\*

Advanced Proficient Basic Below Basic

\*\* Students with an Individual Education Plan (IEP) for special education, excluding students identified as "gifted"

### Gap in percentage of students at Proficient/Advanced levels on PSSA tests (3rd through 5th grades)

Gap: Difference between black achievement at the school and white achievement in the district



### Enrollment 234 students (District K-5 average: 316) Capture rate 33% (District K-5 average: 40%)

African-American: **35%**, White: **42%**, Multi-ethnic: **15%**, Asian: **5%**, Hispanic: **3%**, IEP\*\*: **17%**

Economically disadvantaged: **61%** (District K-5 average: 69%)



# Pittsburgh Whittier K-5

Neighborhood school

150 Meridan St., 15211 • Mt. Washington • 412-529-8211 • Accessible

Principal: Valerie Lucas



### Teaching 18 teachers

Teachers feel the school is a good place to work and learn\*: **94%**  
 Teachers new to the school: **0%**  
 Teachers absent 18+ days: **13%**  
 Principal stability: **2 principals in the last 4 years**

### School climate

Parents recommend school\*: **n/a**  
 Student stability rate: **95%**  
 Students suspended at least once:  
**Overall: 5%**  
 Black: 11%  
 White: 4%  
 Low-income: 4%  
 IEP\*\*: 6%

### Special accomplishments

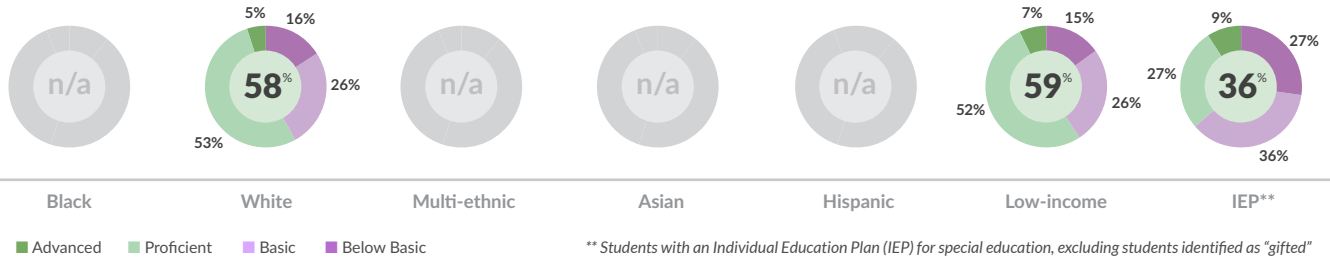
- Students raised money for St. Jude Children's Research Hospital and Western PA Humane Society

\* Based on survey responses

## Key outcomes

### 3rd grade Reading 2017: Percentage of students at each PSSA achievement level

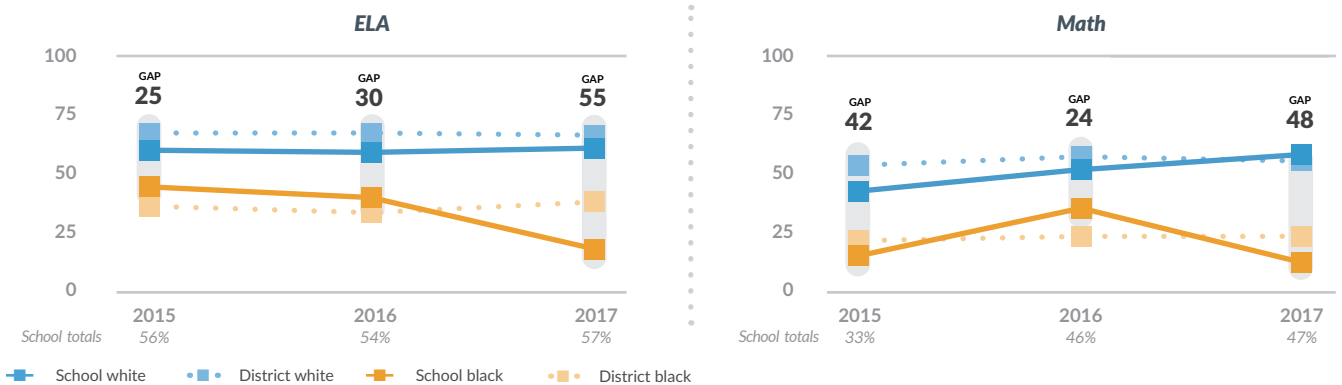
(Middle number: percent Proficient/Advanced)



\*\* Students with an Individual Education Plan (IEP) for special education, excluding students identified as "gifted"

### Gap in percentage of students at Proficient/Advanced levels on PSSA tests (3rd through 5th grades)

Gap: Difference between black achievement at the school and white achievement in the district



### Enrollment 222 students (District K-5 average: 316) Capture rate 55% (District K-5 average: 40%)

African-American: **22%**, White: **55%**, Multi-ethnic: **22%**, Hispanic: **1%**, IEP\*\*: **21%**

Economically disadvantaged: **66%** (District K-5 average: 69%)



# Pittsburgh Woolslair PreK-5

Neighborhood school with a Science, Technology, Engineering, Arts, and Math magnet program  
 501 40th St., 15224 • Bloomfield • 412-529-8800 • Accessible  
 Principal: Lisa Gallagher

TEACHING	Teaching effectiveness	ACADEMIC GROWTH	PVAAS ELA	PVAAS Math	CLIMATE
	<b>29%</b> Proficient <b>71%</b> Distinguished		Exceeded the standard	Met the standard	

### Teaching 19 teachers

Teachers feel the school is a good place to work and learn\*: **91%**  
 Teachers new to the school: **26%**  
 Teachers absent 18+ days: **0%**  
 Principal stability: **1 principal in the last 4 years**

### School climate

Parents recommend school\*: **94%**  
 Student stability rate: **85%**  
 Students suspended at least once:  
**Overall: 4%**  
 Black: 6%  
 White: 0%  
 Low-income: 5%  
 IEP\*\*: 11%


### Special accomplishments

- STEAM and Math Night in partnership with Lawrenceville United

\* Based on survey responses

## Key outcomes

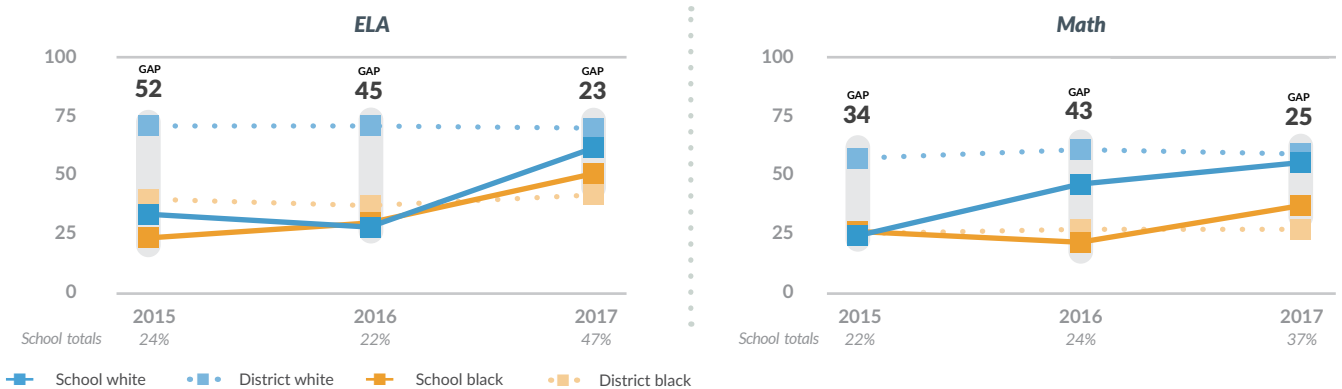
### 3rd grade Reading 2017: Percentage of students at each PSSA achievement level



\*\* Students with an Individual Education Plan (IEP) for special education, excluding students identified as "gifted"

### Gap in percentage of students at Proficient/Advanced levels on PSSA tests (3rd through 5th grades)

Gap: Difference between black achievement at the school and white achievement in the district



### Enrollment 191 students (District K-5 average: 316) Capture rate 15% (District K-5 average: 40%)

African-American: **61%**, White: **25%**, Multi-ethnic: **10%**, Asian: **2%**, Hispanic: **1%**, IEP\*\*: **23%**  
 Economically disadvantaged: **73%** (District K-5 average: 69%)