

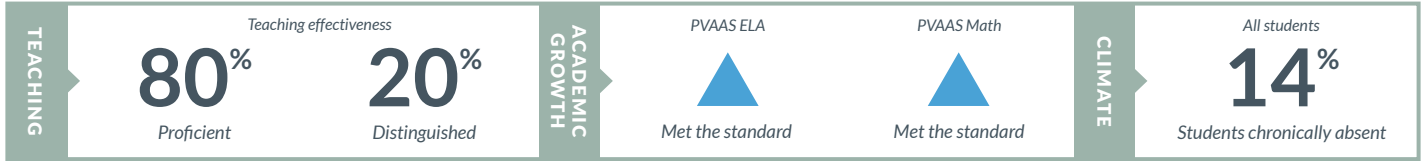


Urban Academy of Greater Pittsburgh Charter School

K-5 charter school

437 Turrett St., 15206 • Larimer • 412-361-1008 • Accessible

Principal: Angelique Drakeford



Teaching 14 teachers

Teachers feel the school is a good place to work and learn*: **95%**
 Teachers new to the school: **21%**
 Teachers absent 18+ days: **0%**
 Principal stability: **1 principal in the last 4 years**

School climate

Parents recommend school*: **n/a**
 Student stability rate: **97%**
 Students suspended at least once:
Overall: 1%
 Black: 1%
 White: n/a
 Low-income: 2%
 IEP**: 3%

Special accomplishments

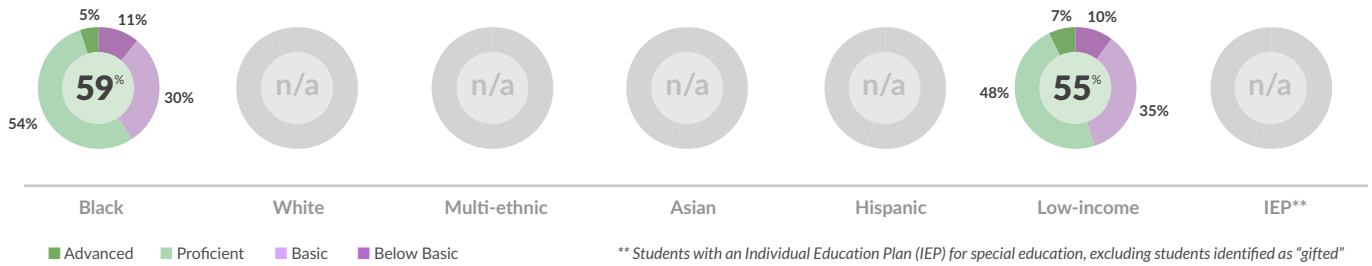
[School did not provide this information]

* Based on survey responses

Key outcomes

3rd grade Reading 2017: Percentage of students at each PSSA achievement level

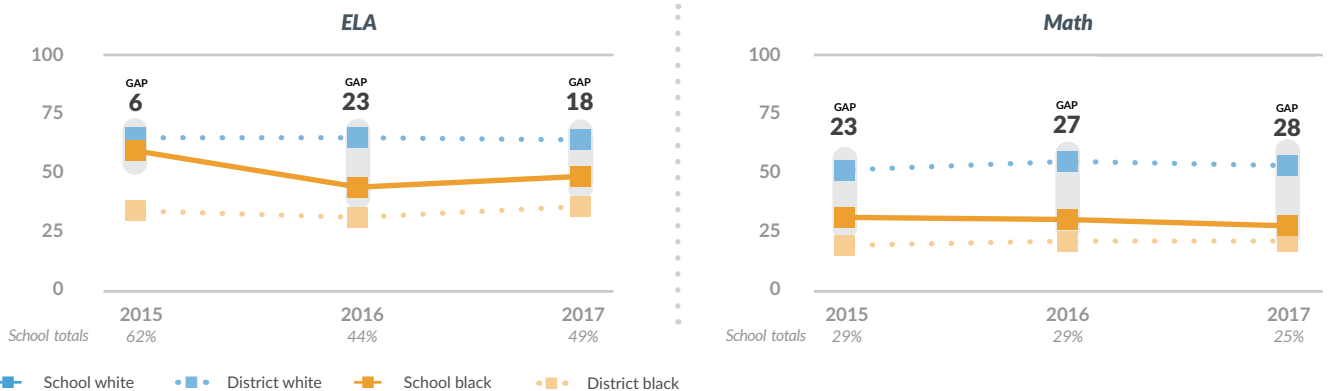
(Middle number: percent Proficient/Advanced)



** Students with an Individual Education Plan (IEP) for special education, excluding students identified as "gifted"

Gap in percentage of students at Proficient/Advanced levels on PSSA tests (3rd through 5th grades)

Gap: Difference between black achievement at the school and white achievement in the district



Enrollment 226 students

African-American: **97%**, Multi-ethnic: **2%**, IEP**: **12%**

Economically disadvantaged: **98%**



Urban Pathways K-5 College Charter School

K-5 charter school

925 Penn Ave., 15222 • Downtown • 412-325-4075 • Accessible

Principal: Kimberly Fitzgerald



Teaching 13 teachers

Teachers feel the school is a good place to work and learn*: **76%**
 Teachers new to the school: **15%**
 Teachers absent 18+ days: **8%**
 Principal stability: **2 principals in the last 4 years**

School climate

Parents recommend school*: **94%**
 Student stability rate: **87%**
 Students suspended at least once:
Overall: 14%
 Black: 14%
 White: n/a
 Low-income: 14%
 IEP**: 31%

Special accomplishments

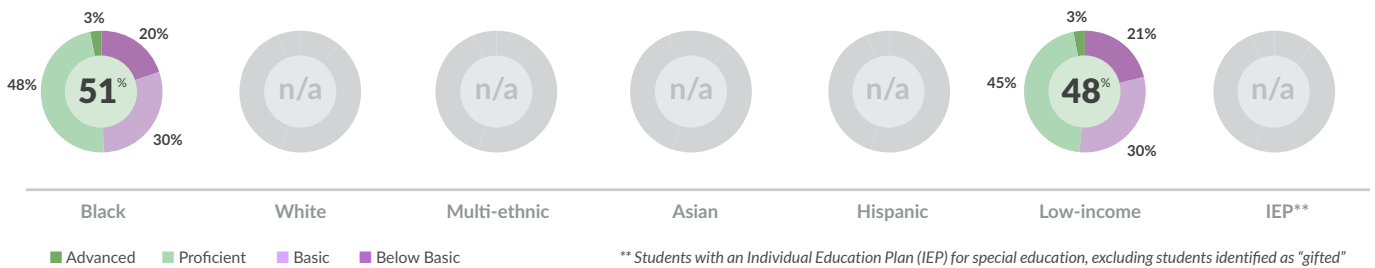
- 2 students selected to participate in First Lady Michelle Obama's Let's Move Garden Party

* Based on survey responses

Key outcomes

3rd grade Reading 2017: Percentage of students at each PSSA achievement level

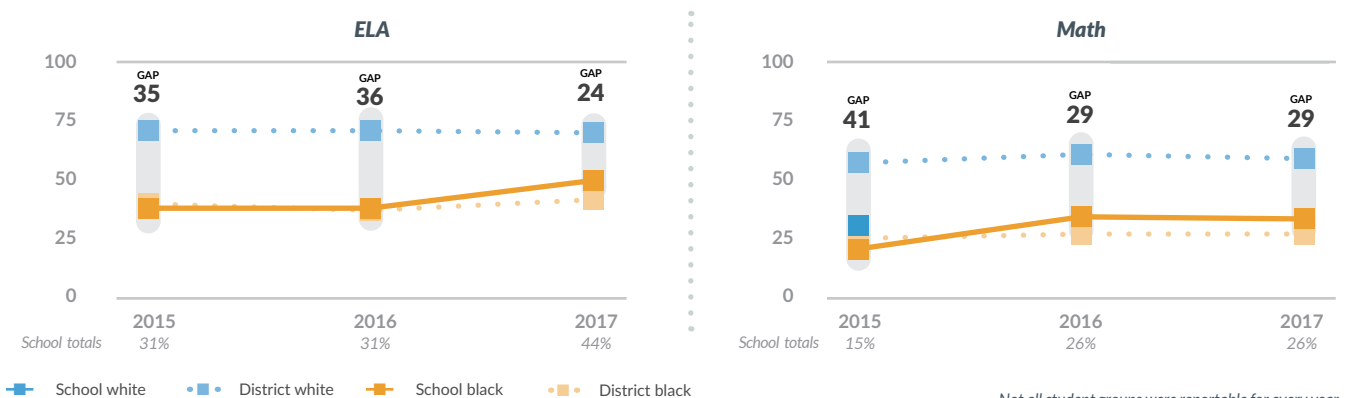
(Middle number: percent Proficient/Advanced)



** Students with an Individual Education Plan (IEP) for special education, excluding students identified as "gifted"

Gap in percentage of students at Proficient/Advanced levels on PSSA tests (3rd through 5th grades)

Gap: Difference between black achievement at the school and white achievement in the district



Not all student groups were reportable for every year.

Enrollment 284 students

African-American: **94%**, White: **1%**, Multi-ethnic: **4%**, Hispanic: **1%**, IEP**: **19%**; Economically disadvantaged: **100%**

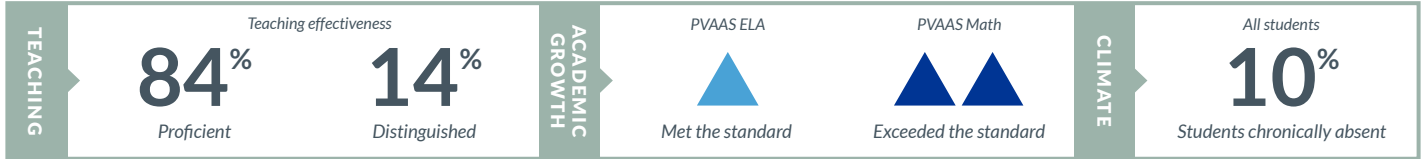


Environmental Charter School at Frick Park

K-8 charter school housed in two buildings

Lower school (K-3): 309 S. Braddock Ave., 15221 • Regent Square • 412-242-1480 • Accessible
Principal: Ashley Bergman

Upper school (4-8): 829 Milton St., 15218 • Regent Square • 412-247-7970 • Accessible, with exceptions
Principal: Amanda Cribbs



Teaching 51 teachers

Teachers feel the school is a good place to work and learn*: **100%**
Teachers new to the school: **18%**
Teachers absent 18+ days: **2%**
Principal stability: **lower school, 2 principals; upper school, 3 principals in the last 4 years**

School climate

Parents recommend school*: **98%**
Student stability rate: **98%**
Students suspended at least once:
Overall: 2%
Black: 6%
White: 2%
Low-income: 0%
IEP**: 3%

Special accomplishments


- School recognized by Healthy Schools PA
- Students participated in Beautify Our 'Burgh
- Students participated in Pittsburgh Public Theater's Shakespeare Monologue & Scene Contest

* Based on survey responses

Key outcomes (3-5)

3rd grade Reading 2017: Percentage of students at each PSSA achievement level

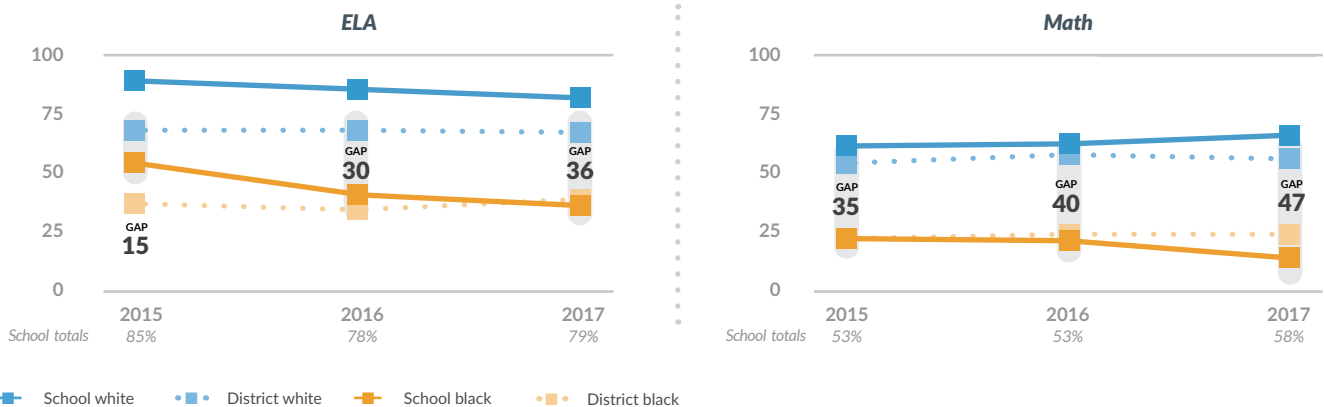
(Middle number: percent Proficient/Advanced)



** Students with an Individual Education Plan (IEP) for special education, excluding students identified as "gifted"

Gap in percentage of students at Proficient/Advanced levels on PSSA tests (3rd through 5th grades)

Gap: Difference between black achievement at the school and white achievement in the district




Key outcomes (6-8)

8th grade algebra Students who took algebra by the end of 8th grade: **72 out of 72**

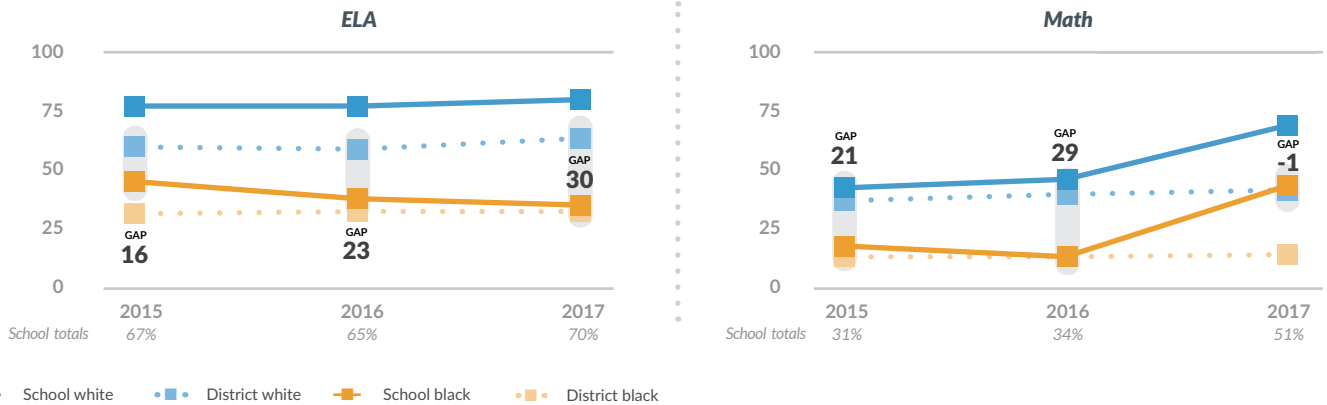
Percentage of students at each Algebra I Keystone achievement level by the end of 8th grade, 2017

(Middle number: percent Proficient/Advanced)



Gap in percentage of students at Proficient/Advanced levels on PSSA tests (6th through 8th grades)

Gap: Difference between black achievement at the school and white achievement in the district



Enrollment 635 students

African-American: **16%**, White: **71%**, Multi-ethnic: **6%**, Asian: **4%**, Hispanic: **3%**, IEP**: **13%**

Economically disadvantaged: **23%**



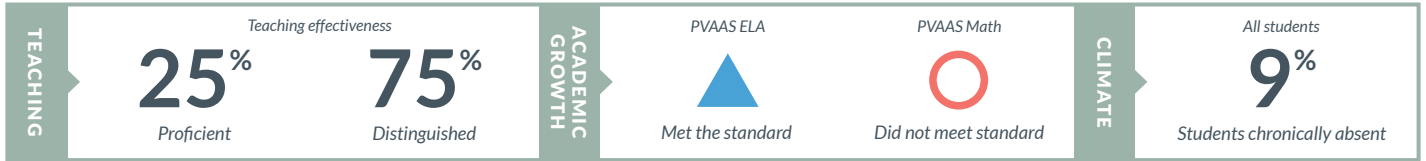
Manchester Academic Charter School

K-8 charter school housed in two buildings

Elementary school (K-5): 1214 Liverpool St., 15233 • Manchester • 412-322-0585 • Accessible

Middle school (6-8): 1 Heinz St., 15212 • East Allegheny • 412-894-2611 • Accessible

Principal/CEO: Vasilios Scoumis • Middle school principal: Phylissa Thomas



Teaching 21 teachers

Teachers feel the school is a good place to work and learn*: **100%**
 Teachers new to the school: **10%**
 Teachers absent 18+ days: **0%**
 Principal stability: **1 principal in the last 4 years**

School climate

Parents recommend school*: **95%**
 Student stability rate: **100%**
 Students suspended at least once:
Overall: 13%
 Black: 13%
 White: n/a
 Low-income: n/a
 IEP**: n/a

Special accomplishments


- Student team won "Best Integrated City" in 2017 Pittsburgh Regional Future City Competition
- Overall winner of Community Kitchen Pittsburgh's Project Lunch Tray Jr. Chef Cook-off

* Based on survey responses

Key outcomes (3-5)

3rd grade Reading 2017: Percentage of students at each PSSA achievement level

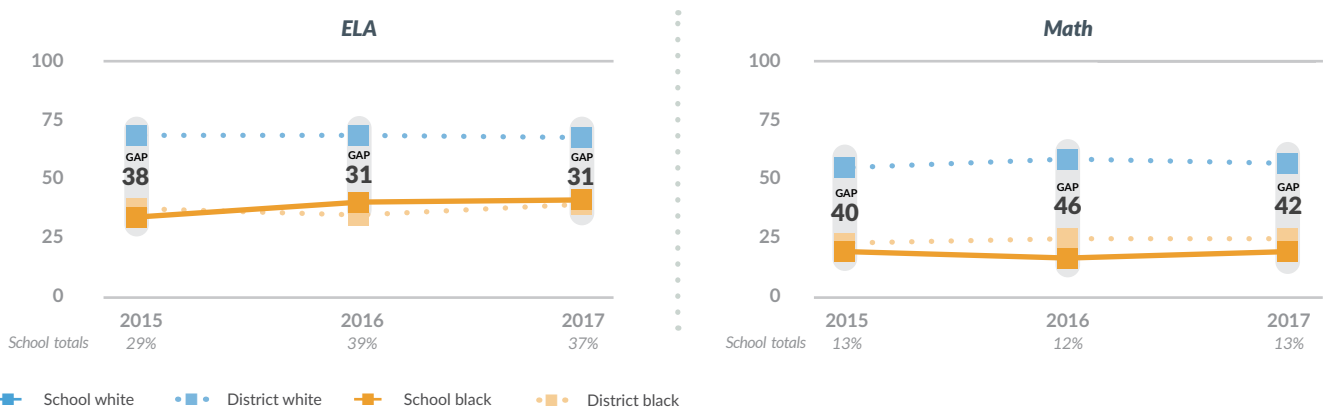
(Middle number: percent Proficient/Advanced)



** Students with an Individual Education Plan (IEP) for special education, excluding students identified as "gifted"

Gap in percentage of students at Proficient/Advanced levels on PSSA tests (3rd through 5th grades)

Gap: Difference between black achievement at the school and white achievement in the district



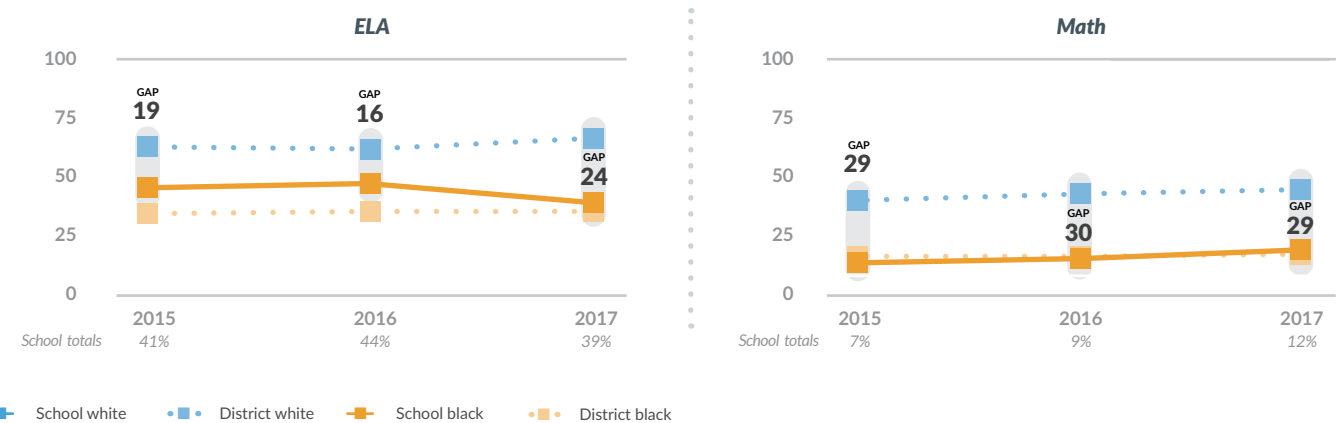
Key outcomes (6-8)

8th grade algebra Students who took algebra by the end of 8th grade: **10 out of 19**

The subgroups of students who took the Algebra 1 Keystone Exam were too small for results to be reported.

Gap in percentage of students at Proficient/Advanced levels on PSSA tests (6th through 8th grades)

Gap: Difference between black achievement at the school and white achievement in the district



Enrollment 342 students

African-American: **100%**, IEP** : **12%**

Economically disadvantaged: **100%**



Propel Charter School Hazelwood

K-7 charter school (K-6 in 2016-17)

5401 Glenwood Ave., 15207 • Hazelwood • 412-325-0492 • Accessible

Principal: LaKiesha George



Teaching 17 teachers

Teachers proud to be part of the school*: **89%**

Teachers new to the school: **35%**

Teachers absent 18+ days: **0%**

Principal stability: **n/a**

School climate

Parents recommend school*: **n/a**

Student stability rate: **93%**

Students suspended at least once:

Overall: 23%

Black: 25%

White: 0%

Low-income: 24%

IEP**: 28%

Special accomplishments


- School received 2017 SupportMusic Merit Award from NAMM Foundation
- Students participated in Propel for Peace 5K run for gun violence prevention
- Student art work showcased in Celebrations of Learning

* Based on survey responses

Key outcomes

3rd grade Reading 2017: Percentage of students at each PSSA achievement level

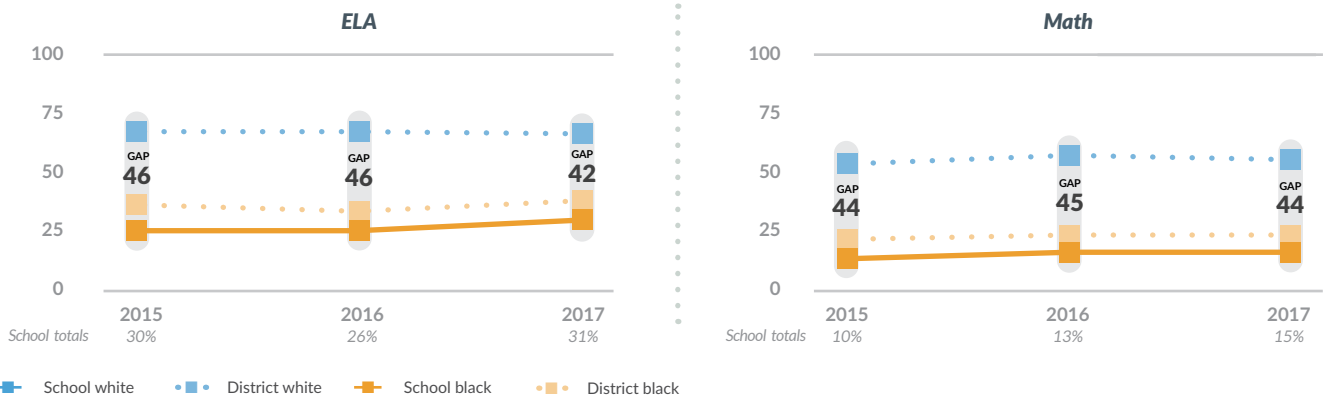
(Middle number: percent Proficient/Advanced)



** Students with an Individual Education Plan (IEP) for special education, excluding students identified as "gifted"

Gap in percentage of students at Proficient/Advanced levels on PSSA tests (3rd through 5th grades)

Gap: Difference between black achievement at the school and white achievement in the district

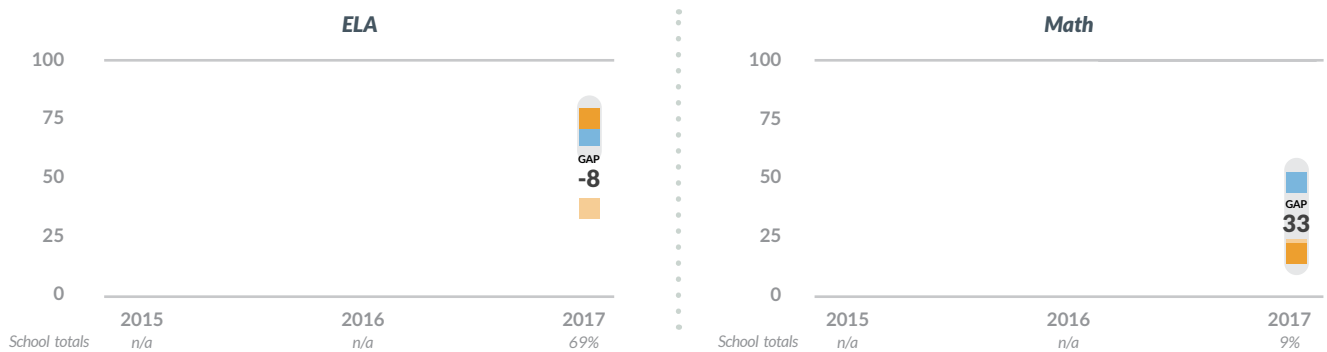


Key outcomes (6-8)

8th grade algebra Students who took algebra by the end of 8th grade: **n/a**
 Propel Hazelwood did not have an 8th grade in 2016-17.

Gap in percentage of students at Proficient/Advanced levels on PSSA tests (6th grade only)

Gap: Difference between black achievement at the school and white achievement in the district



■ School white
 ■ District white
 ■ School black
 ■ District black

Propel Hazelwood did not have a 6th grade before 2016-17.

Enrollment 273 students

African-American: **81%**, White: **5%**, Multi-ethnic: **8%**, Asian: **2%**, Hispanic: **4%**, IEP**: **16%**
 Economically disadvantaged: **81%**



Propel Charter School Northside

K-8 charter school

1805 Buena Vista St., 15212 • Central Northside • 412-325-1412 • Accessible

Principal: Angela Anglin-Taylor



Teaching 26 teachers

Teachers proud to be part of the school*: **61%**

Teachers new to the school: **23%**

Teachers absent 18+ days: **0%**

Principal stability: **2 principals in the last 4 years**

School climate

Parents recommend school*: **n/a**

Student stability rate: **94%**

Students suspended at least once:

Overall: 27%

Black: 30%, White: 11%

Low-income: 29%, IEP**: 39%

Special accomplishments


- School received Verizon Innovative Learning Schools grant
- Student team won award in Community Kitchen Pittsburgh's Project Lunch Tray Jr. Chef competition
- Students participated in Propel for Peace 5K run for gun violence prevention

* Based on survey responses

Key outcomes (3-5)

3rd grade Reading 2017: Percentage of students at each PSSA achievement level

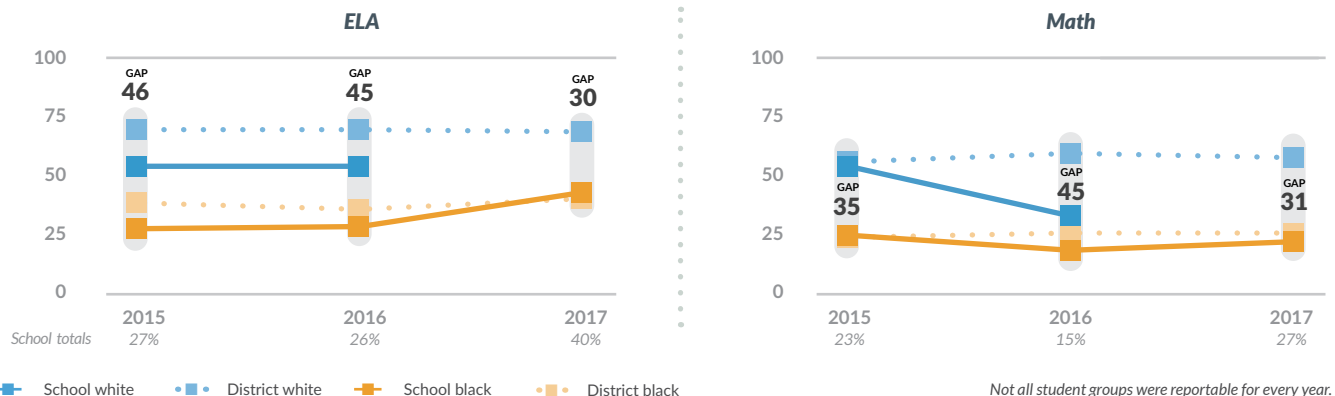
(Middle number: percent Proficient/Advanced)



** Students with an Individual Education Plan (IEP) for special education, excluding students identified as "gifted"

Gap in percentage of students at Proficient/Advanced levels on PSSA tests (3rd through 5th grades)

Gap: Difference between black achievement at the school and white achievement in the district



Not all student groups were reportable for every year.

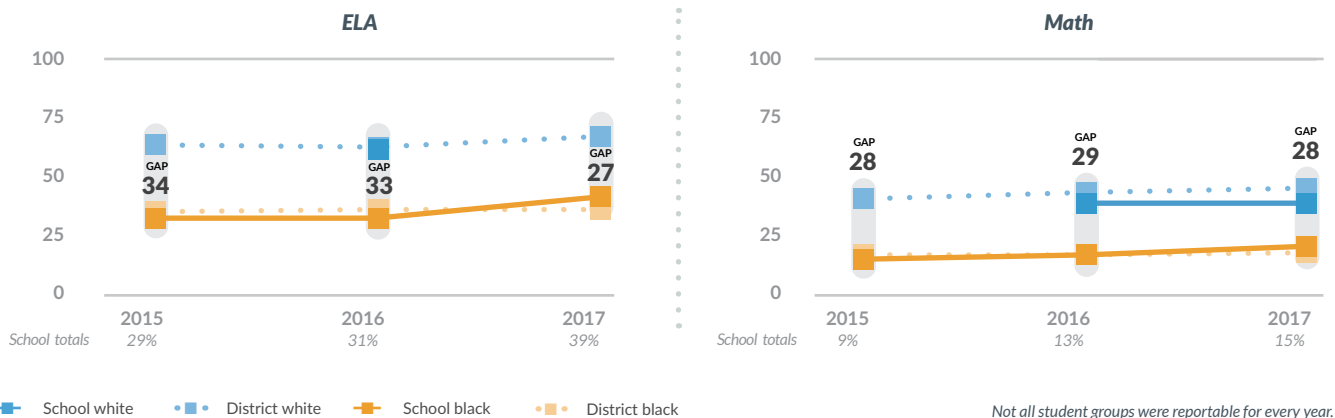
Key outcomes (6-8)

8th grade algebra Students who took algebra by the end of 8th grade: **0 out of 40**

No students took the Algebra 1 Keystone Exam.

Gap in percentage of students at Proficient/Advanced levels on PSSA tests (6th through 8th grades)

Gap: Difference between black achievement at the school and white achievement in the district



Enrollment 397 students

African-American: **82%**, White: **9%**, Multi-ethnic: **8%**, Asian: **1%**, Hispanic: **1%**, IEP**: **16%**

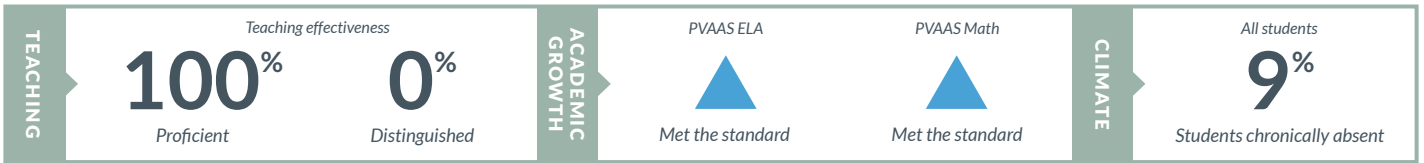
Economically disadvantaged: **81%**



Provident Charter School

3-5 charter school (3-4 in 2016-17) with a focus on dyslexia and other language-based learning differences

1400 Troy Hill Rd., 15212 • Troy Hill • 412-709-5160 • Accessible, with exceptions
Principal: Brett Marcoux



Teaching 9 teachers

Teachers who say morale is excellent or strong*: **82%**

Teachers new to the school: **n/a**

Teachers absent 18+ days: **0%**

Principal stability: **n/a**

School climate

Parents satisfied or highly satisfied with the school*: **100%**

Student stability rate: **100%**

Students suspended at least once:

Overall: 1%

Black: 5%, White: 0%

Low-income: 3%, IEP***: 2%

Special accomplishments

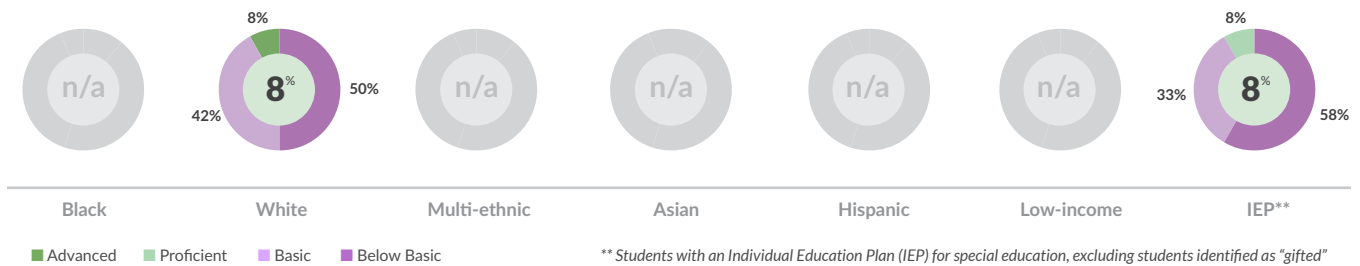
- Let's Move Pittsburgh Champion Schools grant winner

* Based on survey responses

Key outcomes

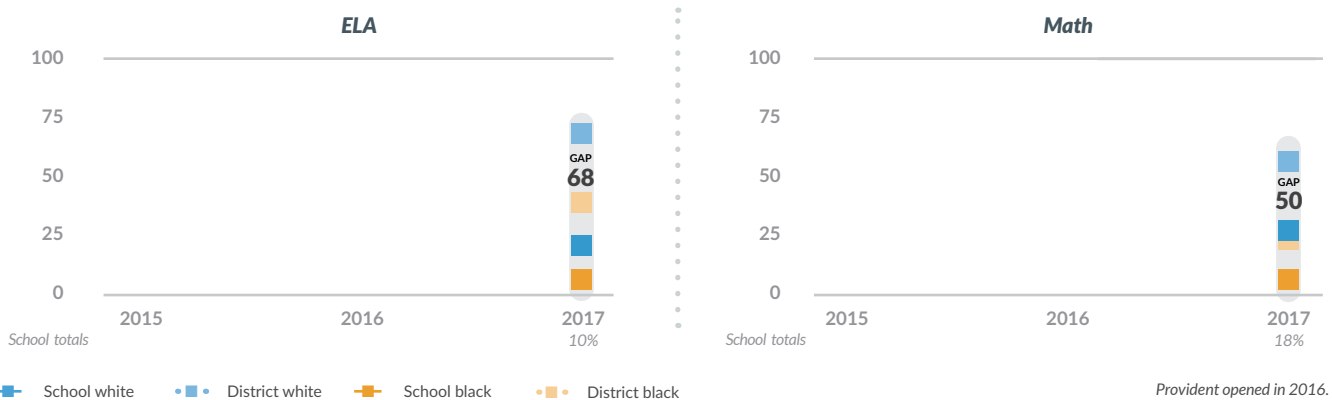
3rd grade Reading 2017: Percentage of students at each PSSA achievement level

(Middle number: percent Proficient/Advanced)



Gap in percentage of students at Proficient/Advanced levels on PSSA tests (3rd through 5th grades)

Gap: Difference between black achievement at the school and white achievement in the district



Enrollment 66 students

African-American: **27%**, White: **65%**, Multi-ethnic: **6%**, Hispanic: **2%**, IEP***: **56%**; Economically disadvantaged: **45%**



Urban Pathways 6-12 Charter School

6-12 charter school

914 Penn Ave., Third Floor, 15222 • Downtown • 412-392-4601 • Accessible
Principal: Kathleen Garland



Teaching 22 teachers

Teachers feel the school is a good place to work and learn*: **n/a**
Teachers new to the school: **0%**
Teachers absent 18+ days: **0%**
Principal stability: **2 principals in the last 4 years**

School climate

Parents recommend school*: **n/a**
Student stability rate: **95%**
Students suspended at least once:
Overall: 14%
Black: 14%
White: n/a
Low-income: 0%
IEP**: 23%

Special accomplishments

- Steel drum band “Sounds of Steel” performed at regional Steel Drum Festival
- Students participated in EQT Children’s Theater “We Built This City” performance

* Based on survey responses

College/trade school readiness

Graduation rates over time

2016: **97%**, 2015: **87%**, 2014: **97%**, 2013: **97%**

Percentage of seniors eligible for Pittsburgh Promise scholarship (grade point average eligibility only):

Overall: 38%
Black: 38%
White: n/a
Low-income: n/a
IEP**: n/a

Percentage of students taking AP (Advanced Placement) courses:

Overall: 25%
Black: 26%
White: n/a
Low-income: 0%
IEP**: 0%

Enrollment 331 students

African-American: **98%**, Multi-ethnic: **2%**, Hispanic: **1%**, IEP**: **15%**

Economically disadvantaged: **60%**

Key outcomes (6-8)

8th grade algebra Students who took algebra by the end of 8th grade: **0 out of 49**

97%

Graduation rate

80%

Attending college/trade school

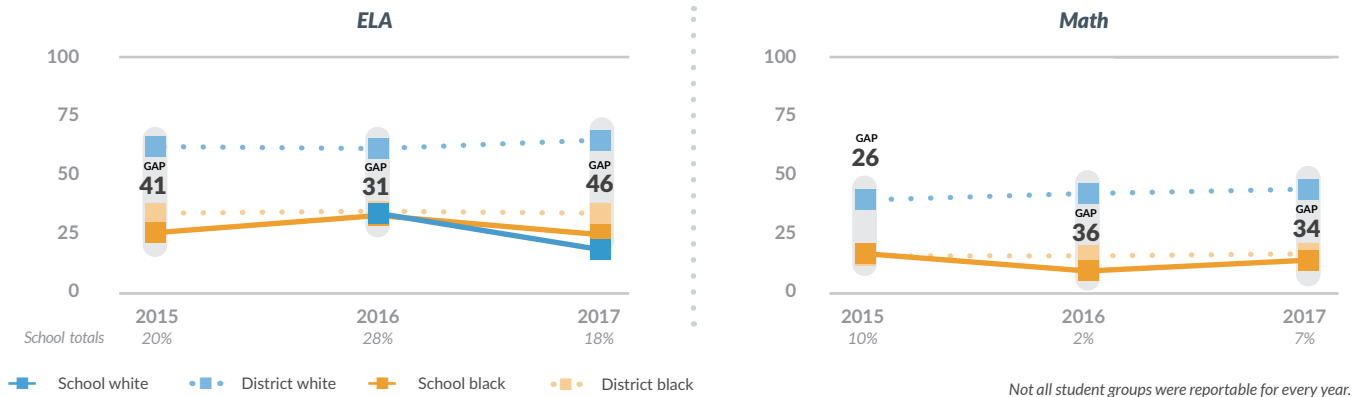
38%

Eligible for Pittsburgh Promise

Key outcomes (6-8)

Gap in percentage of students at Proficient/Advanced levels on PSSA tests (6th through 8th grades)

Gap: Difference between black achievement at the school and white achievement in the district




Key outcomes (9-12)


Percentage of students at each Keystone achievement level by the end of 11th grade, 2017

(Middle number: percent Proficient/Advanced)

Literature



Algebra I



** Students with an Individual Education Plan (IEP) for special education, excluding students identified as "gifted"



City Charter High School

9-12 charter school

201 Stanwix St., Suite 100, 15222 • Downtown • 412-690-2489 • Accessible
Principal/CEO: Ron Sofo



Teaching 44 teachers

Teachers feel the school is a good place to work and learn*: **70%**

Teachers new to the school: **0%**

Teachers absent 18+ days: **0%**

Principal stability: **1 principal in the last 4 years**

School climate

Parents recommend school*: **87%**

Student stability rate: **88%**

Students suspended at least once:

Overall: 23%

Black: 22%

White: 16%

Low-income: 43%

IEP**: 67%

Special accomplishments

- Title I Distinguished School, 3 consecutive years
- Students volunteered for Pittsburgh Kids Marathon, Open Streets Pittsburgh
- Annual performance of student-written musical

* Based on survey responses

College/trade school readiness

Graduation rates over time

2016: **92%**, 2015: **97%**, 2014: **95%**, 2013: **97%**

Percentage of seniors eligible for Pittsburgh Promise scholarship (grade point average eligibility only):

Overall: 69%

Black: 60%

White: 85%

Low-income: 68%

IEP**: 36%

Percentage of students taking AP (Advanced Placement) courses:

Overall: n/a

Enrollment 633 students

African-American: **53%**, White: **36%**, Multi-ethnic: **8%**, Asian: **1%**, Hispanic: **2%**, IEP**: **14%**

Economically disadvantaged: **67%**

92%

Graduation rate

82%

Attending college/trade school

69%


Eligible for Pittsburgh Promise

Key outcomes


Percentage of students at each Keystone achievement level by the end of 11th grade, 2017

(Middle number: percent Proficient/Advanced)

Literature



Algebra I



■ Advanced ■ Proficient ■ Basic ■ Below Basic

** Students with an Individual Education Plan (IEP) for special education, excluding students identified as "gifted"