



Pittsburgh's middle schools

In the 2013-14 school year:

Pittsburgh had 7 middle (6-8) schools. The average middle school had **329** students and **24** teachers. **80%** of middle school students received free or reduced price lunch (a measure of family poverty). **38%** of middle school students attended their school of assignment ("capture rate"). The average site-based cost per middle school student was **\$8,101**.

Teaching

- 80%** of middle school teachers feel their school is a good place to work and learn.*
- 73%** of middle school teachers performed at the Proficient level.
- 24%** of middle school teachers performed at the Distinguished level.

School stability

Student stability rate: **92%**
Teachers new to school: **18%**

Principal stability 2011-14

- 3** middle schools had one principal.
- 4** schools had two principals.

School climate

- 72%** of parents would recommend their child's middle school (based on 5 schools with reportable response rates)*.
- 69%** of middle school students feel challenged.*

- 58%** of middle school students feel cared for.*
- On average, **21%** of middle school students were absent 18+ days.
- 32%** of middle school students were suspended at least once (2012-13).
- Black: **41%**
- White: **20%**
- Low-income: **36%**

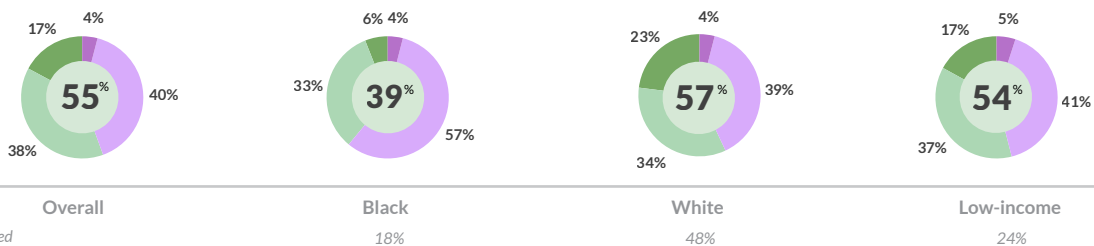
* Based on survey responses

Key outcomes

8th grade algebra Middle school students who took algebra in 8th grade: **301 out of 836** (total number of 8th graders)

Percentage of middle school students at each Algebra 1 Keystone achievement level by end of 8th grade, 2014

(Middle number: percent Proficient/Advanced)



State Proficient/Advanced

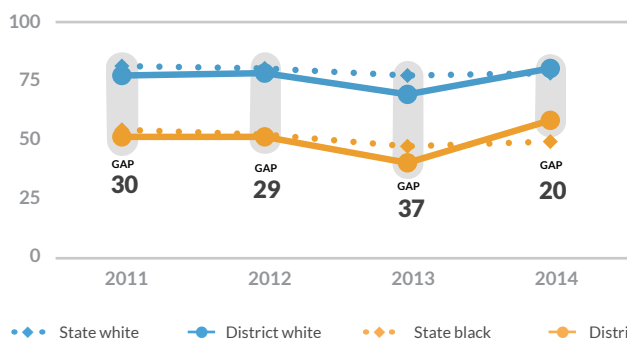
Scores for all subgroups were not available. State percentages include all students who took the exam, regardless of grade level or school configuration.

Legend: Advanced (dark green), Proficient (light green), Basic (purple), Below Basic (dark purple)

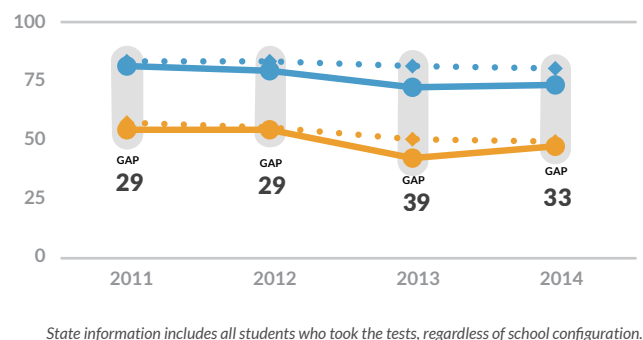
Gap in percentage of students at Proficient/Advanced levels on PSSA tests (6th through 8th grades)

Gap: Difference between black students in the district and white students in the state

Reading



Math



State information includes all students who took the tests, regardless of school configuration.



Pittsburgh Allegheny 6-8

Traditional Academy magnet school

810 Arch St., 15212 • Allegheny Center • 412-529-4115 • Accessible

Principal: Yarra Howze

TEACHING	Teaching effectiveness	RESOURCES	Site-based budget	CLIMATE	Grades 6-8
	86% Proficient		7% Distinguished		\$7,487 Per pupil spending

Teaching 20 teachers

Teachers feel the school is a good place to work and learn*: **44%**

Teachers new to the school: **25%**

Principal stability: **1 principal in the last 4 years**

School climate

Parents recommend school*: **61%**

Student stability rate: **92%**

Students absent 18+ days: **21%**

Students suspended at least once (2012-13): **Overall: 49%**

Black: 53%

White: 28%

Low-income: 53%

Special accomplishments

- Partnerships for after-school programming with the National Aviary and Assemble: A Community Space for Arts and Technology

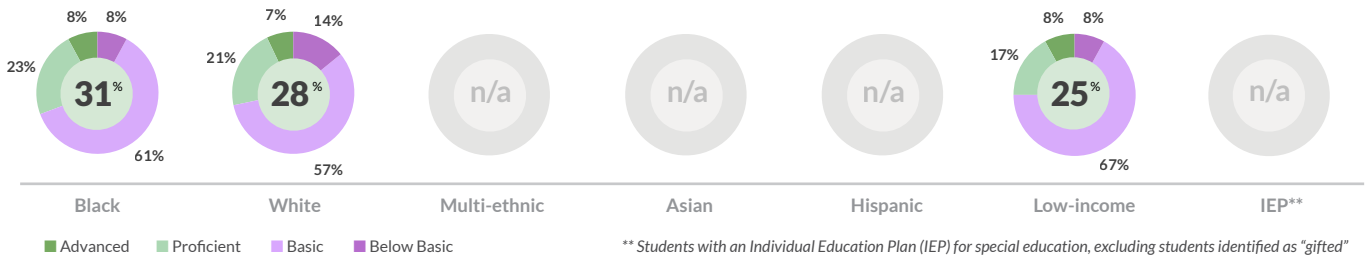
* Based on survey responses

Key outcomes

8th grade algebra Students who took algebra in 8th grade: **29 out of 103**

Percentage of students at each Algebra I Keystone achievement level by end of 8th grade, 2014

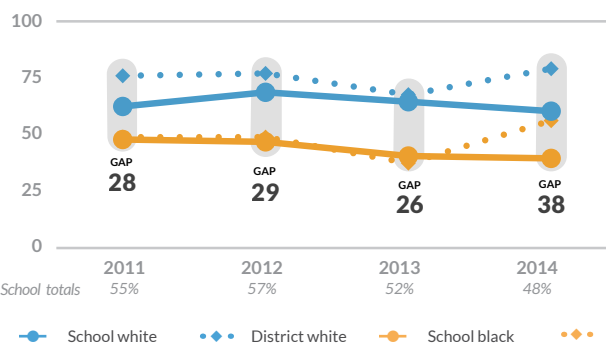
(Middle number: percent Proficient/Advanced)



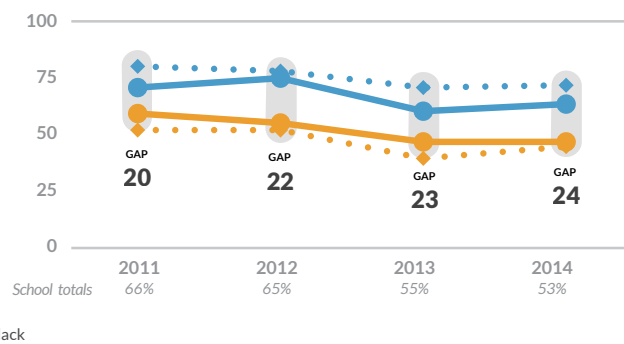
Gap in percentage of students at Proficient/Advanced levels on PSSA tests (6th through 8th grades)

Gap: Difference between black achievement at the school and white achievement in the district

Reading



Math



Enrollment 243 students (District 6-8 average: 329)

African-American: **72%**, White: **21%**, Multi-ethnic: **6%**, Other: **1%**

Students eligible for free/reduced lunch: **88%** (District 6-8 average: 80%)

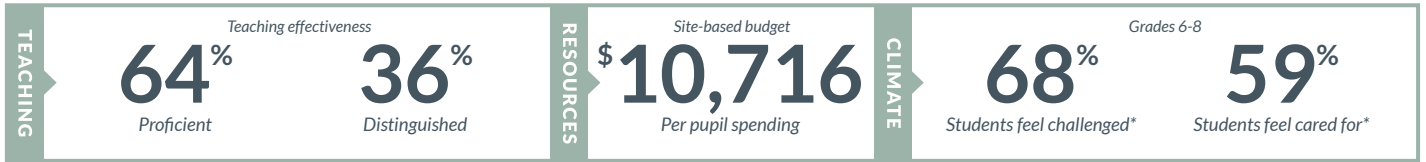


Pittsburgh Arsenal 6-8

Neighborhood school with an "English as a Second Language" program

110 40th St., 15201 • Lawrenceville • 412-529-5740 • Accessible, with exceptions

Principal: Patti Camper



Teaching 17 teachers

Teachers feel the school is a good place to work and learn*: **96%**

Teachers new to the school: **24%**

Principal stability: **2 principals in the last 4 years**

School climate

Parents recommend school*: **66%**

Student stability rate: **92%**

Students absent 18+ days: **21%**

Students suspended at least once (2012-13): **Overall: 41%**

Black: 44%

White: 42%

Low-income: 42%

Special accomplishments

- School-wide Junior Achievement Day
- Students participated in Arsenal Service Day in the Park

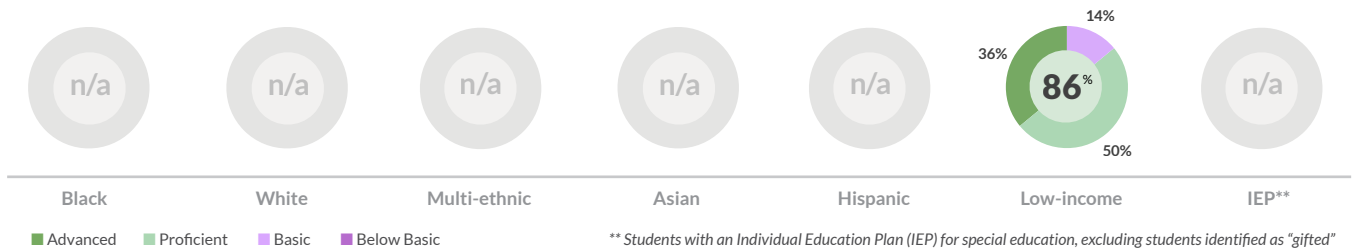
* Based on survey responses

Key outcomes

8th grade algebra Students who took algebra in 8th grade: **20 out of 69**

Percentage of students at each Algebra I Keystone achievement level by end of 8th grade, 2014

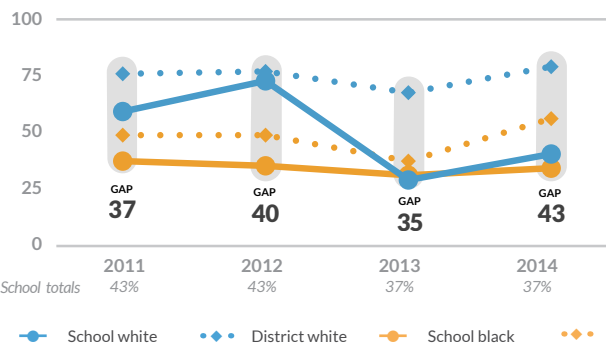
(Middle number: percent Proficient/Advanced)



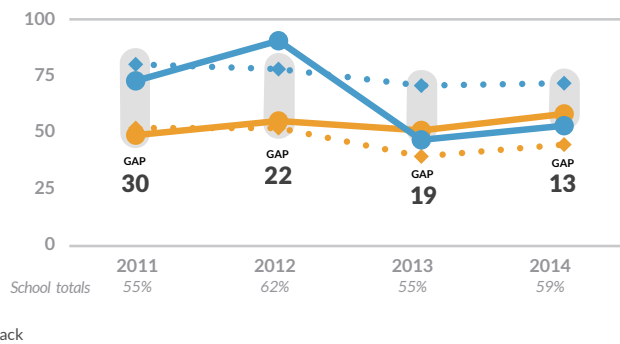
Gap in percentage of students at Proficient/Advanced levels on PSSA tests (6th through 8th grades)

Gap: Difference between black achievement at the school and white achievement in the district

Reading



Math



Enrollment 180 students (District 6-8 average: 329)

African-American: **77%**, White: **11%**, Hispanic: **6%**, Other: **6%**

Students eligible for free/reduced lunch: **93%** (District 6-8 average: 80%)



Pittsburgh Classical 6-8

Classical Academy magnet school

1463 Chartiers Ave., 15220 • Crafton Heights • 412-529-3110 • Accessible

Principal: Valerie Merlo

TEACHING	Teaching effectiveness	RESOURCES	Site-based budget	CLIMATE	Grades 6-8
	80% Proficient		16% Distinguished		\$7,391 Per pupil spending

Teaching 27 teachers

Teachers feel the school is a good place to work and learn*: **92%**
 Teachers new to the school: **7%**
 Principal stability: **1 principal in the last 4 years**

School climate

Parents recommend school*: **80%**
 Student stability rate: **95%**
 Students absent 18+ days: **17%**
 Students suspended at least once (2012-13): **Overall: 10%**
 Black: 15%
 White: 6%
 Low-income: 13%

Special accomplishments

- 2013-14 Interscholastic girls' volleyball champions

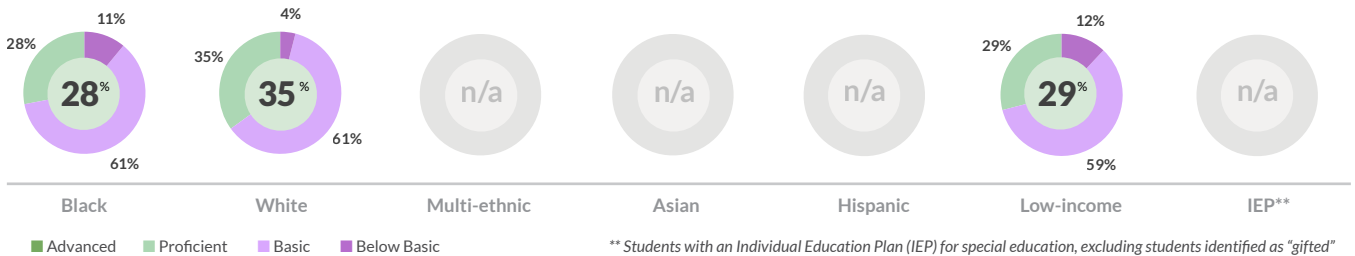
* Based on survey responses

Key outcomes

8th grade algebra Students who took algebra in 8th grade: **50 out of 107**

Percentage of students at each Algebra I Keystone achievement level by end of 8th grade, 2014

(Middle number: percent Proficient/Advanced)

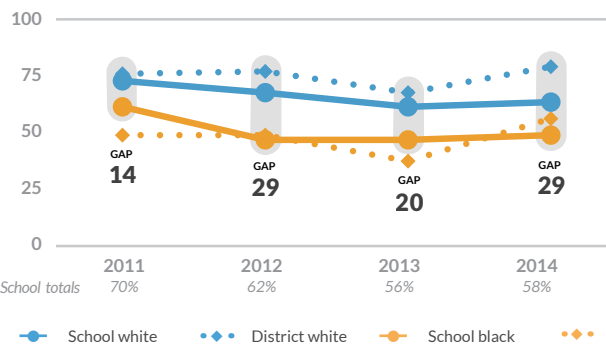


** Students with an Individual Education Plan (IEP) for special education, excluding students identified as "gifted"

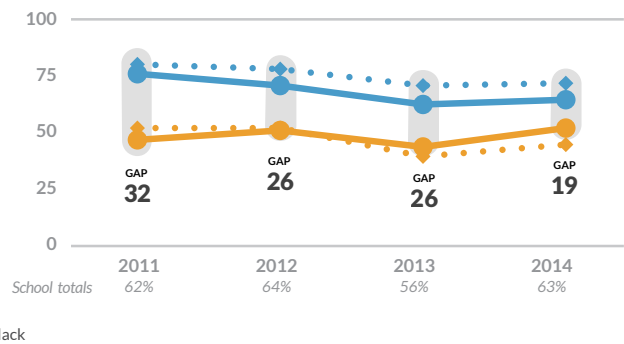
Gap in percentage of students at Proficient/Advanced levels on PSSA tests (6th through 8th grades)

Gap: Difference between black achievement at the school and white achievement in the district

Reading



Math



Enrollment 315 students (District 6-8 average: 329)

African-American: **45%**, White: **44%**, Multi-ethnic: **7%**, Other: **4%**
 Students eligible for free/reduced lunch: **73%** (District 6-8 average: 80%)



Pittsburgh Schiller 6-8

Classical Academy magnet school

1018 Peralta St., 15212 • East Allegheny • 412-323-4190 • Accessible, with exceptions

Principal: Paula Heinzman

TEACHING	Teaching effectiveness		RESOURCES	Site-based budget		CLIMATE	Grades 6-8	
	50% Proficient	50% Distinguished		\$9,134 Per pupil spending	68% Students feel challenged*		56% Students feel cared for*	

Teaching 14 teachers

Teachers feel the school is a good place to work and learn*: **83%**
 Teachers new to the school: **29%**
 Principal stability: **1 principal in the last 4 years**

School climate

Parents recommend school*: **68%**
 Student stability rate: **87%**
 Students absent 18+ days: **26%**
 Students suspended at least once (2012-13): **Overall: 42%**
 Black: 54%
 White: 18%
 Low-income: 44%

Special accomplishments

- "Do the Write Thing" essay contest winner

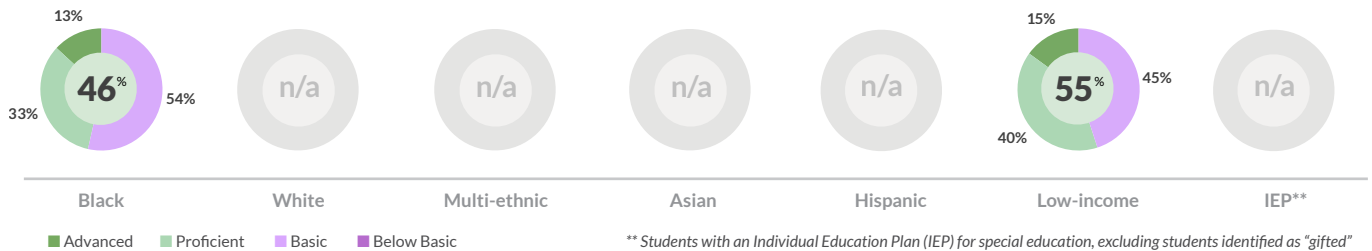
* Based on survey responses

Key outcomes

8th grade algebra Students who took algebra in 8th grade: **24 out of 85**

Percentage of students at each Algebra I Keystone achievement level by end of 8th grade, 2014

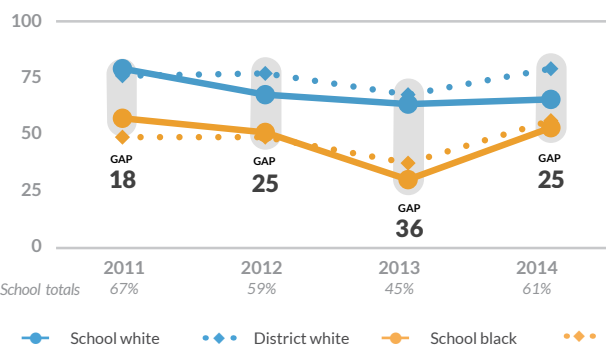
(Middle number: percent Proficient/Advanced)



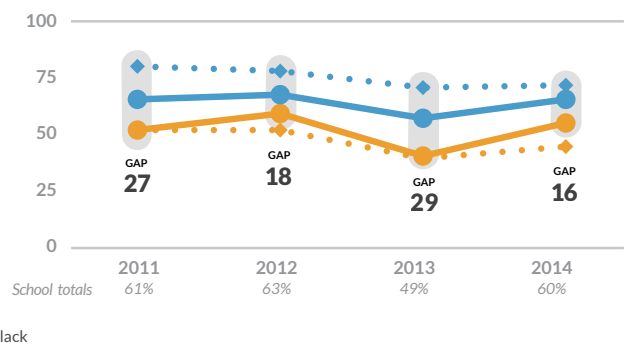
Gap in percentage of students at Proficient/Advanced levels on PSSA tests (6th through 8th grades)

Gap: Difference between black achievement at the school and white achievement in the district

Reading



Math



Enrollment 186 students (District 6-8 average: 329)

African-American: **62%**, White: **27%**, Multi-ethnic: **8%**, Other: **3%**

Students eligible for free/reduced lunch: **90%** (District 6-8 average: 80%)



Pittsburgh South Brook 6-8

Neighborhood school

779 Dunster St., 15226 • Brookline • 412-529-8170 • Accessible

Principal: Jennifer McNamara

TEACHING	Teaching effectiveness	RESOURCES	CLIMATE
	75% Proficient 25% Distinguished		

Teaching 30 teachers

Teachers feel the school is a good place to work and learn*: **94%**
 Teachers new to the school: **10%**
 Principal stability: **2 principals in the last 4 years**

School climate

Parents recommend school*: **n/a**
 Student stability rate: **91%**
 Students absent 18+ days: **27%**
 Students suspended at least once (2012-13): **Overall: 20%**
 Black: 39%
 White: 16%
 Low-income: 26%

Special accomplishments

- 2013-14 Interscholastic girls' basketball and cross-country, boys' volleyball and wrestling champions
- "Do the Write Thing" essay contest winners


* Based on survey responses

Key outcomes

8th grade algebra Students who took algebra in 8th grade: **66 out of 151**

Percentage of students at each Algebra I Keystone achievement level by end of 8th grade, 2014

(Middle number: percent Proficient/Advanced)

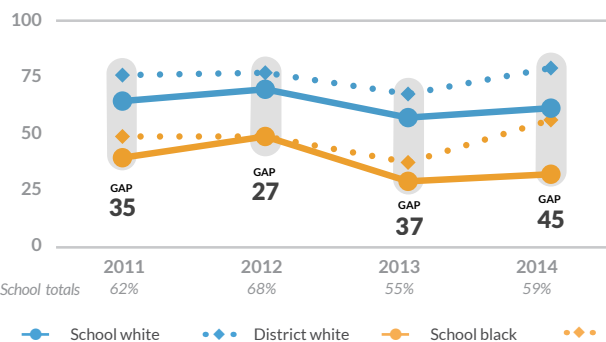


** Students with an Individual Education Plan (IEP) for special education, excluding students identified as "gifted"

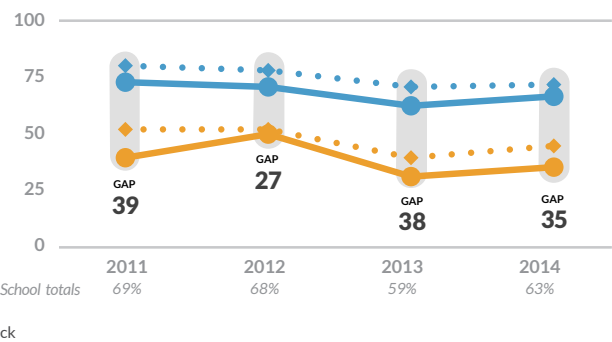
Gap in percentage of students at Proficient/Advanced levels on PSSA tests (6th through 8th grades)

Gap: Difference between black achievement at the school and white achievement in the district

Reading



Math



Enrollment 454 students (District 6-8 average: 329)

African-American: **18%**, White: **69%**, Multi-ethnic: **8%**, Asian: **3%**, Hispanic: **2%**
 Students eligible for free/reduced lunch: **73%** (District 6-8 average: 80%)



Pittsburgh South Hills 6-8

Neighborhood school with an "English as a Second Language" program

595 Crane Ave., 15216 • Beechview • 412-529-8130 • Accessible

Principal: Jacqueline Hale

TEACHING	Teaching effectiveness		RESOURCES	CLIMATE	
	69% Proficient	23% Distinguished		\$7,170 Per pupil spending	64% Students feel challenged*

Teaching 39 teachers

Teachers feel the school is a good place to work and learn*: **70%**

Teachers new to the school: **3%**

Principal stability: **2 principals in the last 4 years**

School climate

Parents recommend school*: **n/a**

Student stability rate: **89%**

Students absent 18+ days: **25%**

Students suspended at least once (2012-13): **Overall: 31%**

Black: 43%

White: 24%

Low-income: 33%

Special accomplishments

- 2013-14 Interscholastic boys' soccer champions
- Students raised money for service members and families through Yellow Ribbon Program


* Based on survey responses

Key outcomes

8th grade algebra Students who took algebra in 8th grade: **58 out of 203**

Percentage of students at each Algebra I Keystone achievement level by end of 8th grade, 2014

(Middle number: percent Proficient/Advanced)

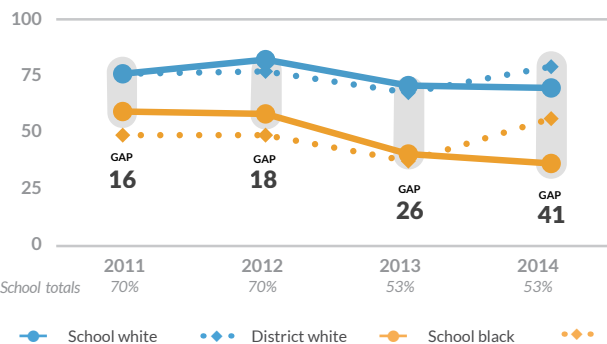


** Students with an Individual Education Plan (IEP) for special education, excluding students identified as "gifted"

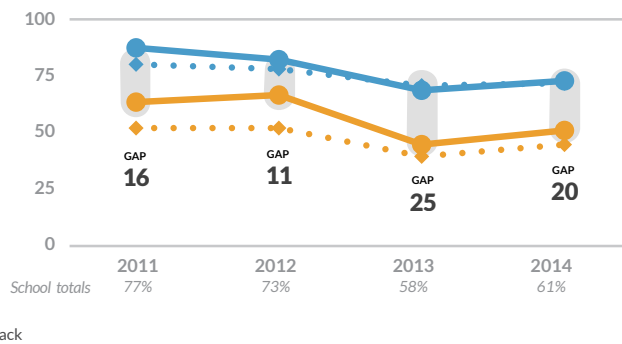
Gap in percentage of students at Proficient/Advanced levels on PSSA tests (6th through 8th grades)

Gap: Difference between black achievement at the school and white achievement in the district

Reading



Math



Enrollment 577 students (District 6-8 average: 329)

African-American: **37%**, White: **36%**, Multi-ethnic: **9%**, Asian: **13%**, Hispanic: **5%**

Students eligible for free/reduced lunch: **80%** (District 6-8 average: 80%)



Pittsburgh Sterrett 6-8

Neighborhood school with a Classical Academy magnet program

7100 Reynolds St., 15208 • Point Breeze • 412-529-7870 • Accessible

Principal: MiChele Holly

TEACHING	Teaching effectiveness	RESOURCES	Site-based budget	CLIMATE	Grades 6-8
	86% Proficient		14% Distinguished		\$7,715 Per pupil spending

Teaching 19 teachers

Teachers feel the school is a good place to work and learn*: **84%**

Teachers new to the school: **26%**

Principal stability: **2 principals in the last 4 years**

School climate

Parents recommend school*: **84%**

Student stability rate: **96%**

Students absent 18+ days: **12%**

Students suspended at least once (2012-13): **Overall: 33%**

Black: 39%

White: 7%

Low-income: 40%

Special accomplishments

- Students raised money for cancer research

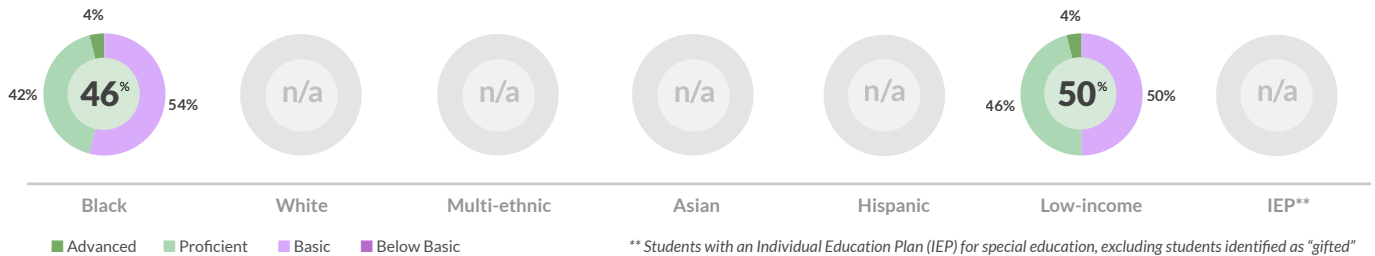
* Based on survey responses

Key outcomes

8th grade algebra Students who took algebra in 8th grade: **54 out of 118**

Percentage of students at each Algebra I Keystone achievement level by end of 8th grade, 2014

(Middle number: percent Proficient/Advanced)

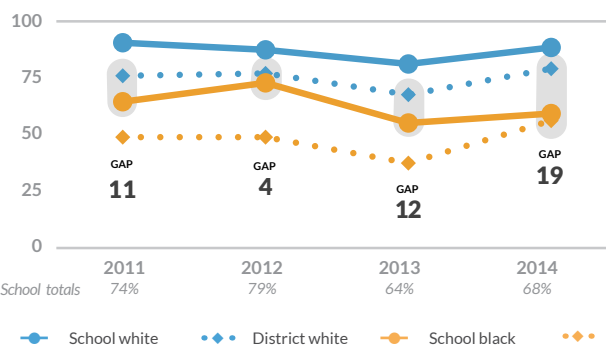


** Students with an Individual Education Plan (IEP) for special education, excluding students identified as "gifted"

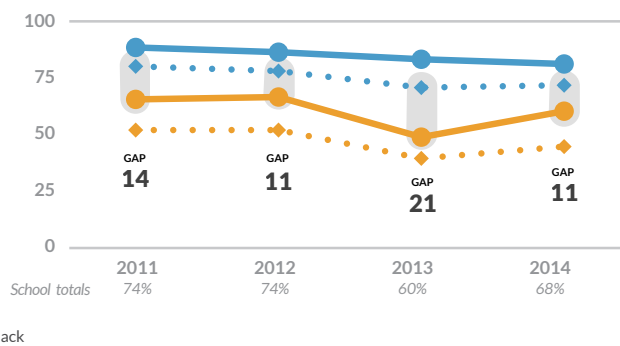
Gap in percentage of students at Proficient/Advanced levels on PSSA tests (6th through 8th grades)

Gap: Difference between black achievement at the school and white achievement in the district

Reading



Math



Enrollment 350 students (District 6-8 average: 329)

African-American: **77%**, White: **17%**, Multi-ethnic: **4%**, Other: **1%**

Students eligible for free/reduced lunch: **77%** (District 6-8 average: 80%)