



Pittsburgh's high schools

In the 2013-14 school year:

Pittsburgh had 4 high (9-12) schools. The average high school had **1,059** students and **80** teachers. **70%** of high school students received free or reduced price lunch (a measure of family poverty). **42%** of high school students attended their school of assignment ("capture rate"). The average site-based cost per high school student was **\$6,966**.

Teaching

75% of high school teachers feel their school is a good place to work and learn.*
80% of high school teachers performed at the Proficient level.
19% of high school teachers performed at the Distinguished level.

School stability

Student stability rate: **85%**
 Teachers new to school: **10%**
Principal stability 2011-14
1 high school had one principal.
3 schools had two principals.

School climate

The high school parent survey response rate was too low for information to be reported.
65% of high school students feel challenged.*
60% of students feel cared for.*
 On average, **43%** of high school students were absent 18+ days.
31% of high school students were suspended at least once (2012-13).
 Black: **44%**
 White: **19%**
 Low-income: **35%**

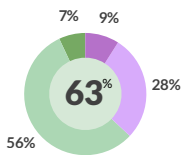
* Based on survey responses

Key outcomes

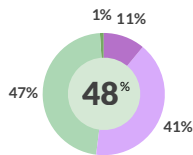
Percentage of high school students at each Keystone achievement level by end of 11th grade, 2014

(Middle number: percent Proficient/Advanced)

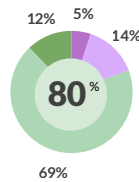
Literature



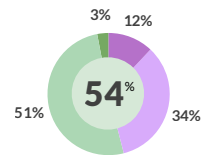
Overall



Black



White



Low-income

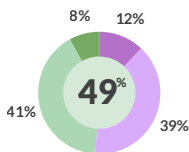
State Proficient/Advanced

30%

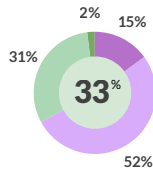
60%

35%

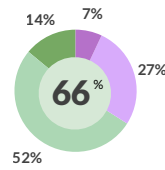
Algebra I



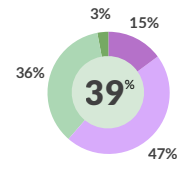
Overall



Black



White



Low-income

State Proficient/Advanced

18%

48%

24%

■ Advanced ■ Proficient ■ Basic ■ Below Basic

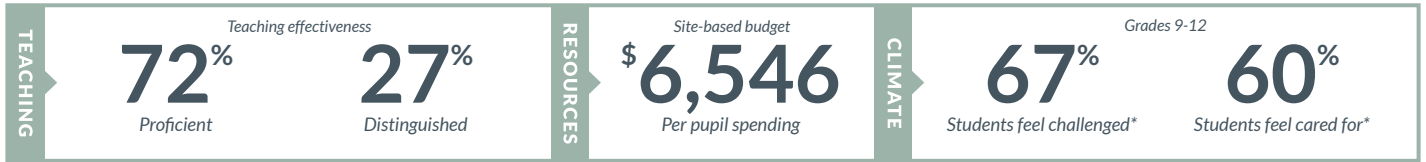
Scores for all subgroups were not available. State percentages include all students who took the exam, regardless of grade level or school configuration.



Pittsburgh Alderdice High School

9-12 neighborhood school with a Pre-engineering magnet program; Engineering Technology, and Heating, Ventilation, and Air Conditioning CTE programs; and an "English as a Second Language" program

2409 Shady Ave., 15217 • Squirrel Hill • 412-529-4800 • Accessible
Principal: Melissa Friez



Teaching 93 teachers

Teachers feel the school is a good place to work and learn*: **88%**
Teachers new to the school: **10%**
Principal stability: **1 principal in the last 4 years**

School climate

Parents recommend school*: **75%**
Student stability rate: **92%**
Students absent 18+ days: **23%**
Students suspended at least once (2012-13): **Overall: 12%**
Black: 21%
White: 5%
Low-income: 18%

Special accomplishments

- 2013-14 City League girls' and boys' track, boys' basketball and wrestling champions
- Film club students won 2nd place in Steeltown Take a Shot at Changing the World film contest

* Based on survey responses

College/trade school readiness

Graduation rate 2013

Overall: 90% (District rate: 77%)

Percentage of seniors eligible for Pittsburgh Promise¹ scholarship:

Overall: 70%
Black: 43%
White: 84%
Low-income: 53%
(District average: 37%)

Percentage of students taking AP (Advanced Placement) courses:

Overall: 62%
Black: 45%
White: 76%
Low-income: 45%
(District average: 30%)

Percentage of students taking CAS (Centers for Advanced Study) courses:

Overall: 29%
Black: 13%
White: 42%
Low-income: 14%
(District average: 8%)

¹ Grade point average eligibility only

Enrollment 1,324 students (District 9-12 average: 1,059)

African-American: **39%**, White: **49%**, Multi-ethnic: **4%**, Asian: **5%**, Hispanic: **2%**
Students eligible for free/reduced lunch: **52%** (District 9-12 average: 71%)

90%

Graduation rate**

61%

Attending college/trade school**

70%

Eligible for Pittsburgh Promise

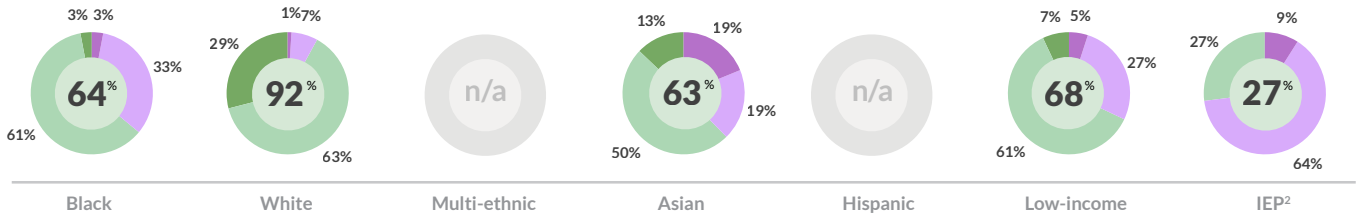
** 2013

Key outcomes

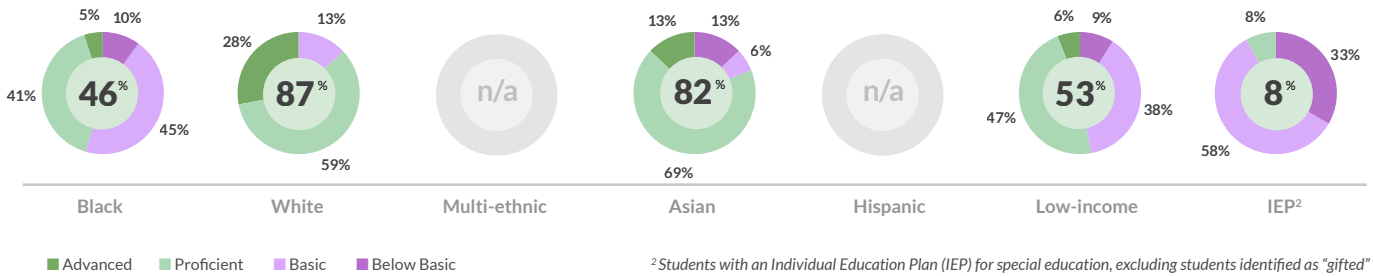
Percentage of students at each Keystone achievement level by end of 11th grade, 2014

(Middle number: percent Proficient/Advanced)

Literature



Algebra I

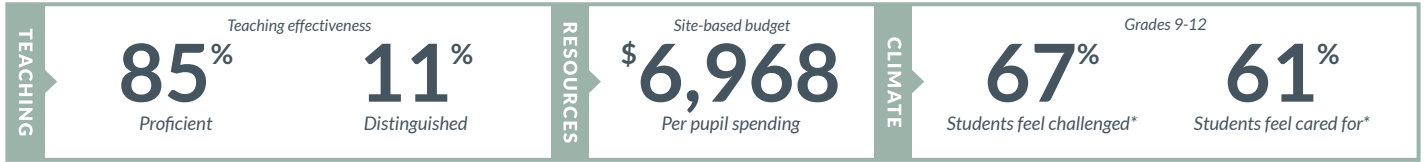




Pittsburgh Brashear High School

9-12 neighborhood school with Computer Science and Teaching Academy magnet programs; Auto Body Repair, Automotive Technology, Machine Operations, and Multimedia Production and Coding CTE programs; an "English as a Second Language" program; and a teaching institute

590 Crane Ave., 15216 • Beechview • 412-529-7300 • Accessible
Principal: Kimberly Safran



Teaching 106 teachers

Teachers feel the school is a good place to work and learn*: **58%**

Teachers new to the school: **9%**

Principal stability: **2 principals in the last 4 years**

School climate

Parents recommend school*: **n/a**

Student stability rate: **86%**

Students absent 18+ days: **39%**

Students suspended at least once (2012-13): **Overall: 31%**

Black: 48%

White: 21%

Low-income: 36%

Special accomplishments

- Multiple students won awards from The Challenge Program, Inc.
- School hosted Allegheny County Day of Silence student workshop
- Student recognized as "Most Positive High School Athlete"

* Based on survey responses

College/trade school readiness

Graduation rate 2013

Overall: 79% (District rate: 77%)

Percentage of seniors eligible for Pittsburgh Promise¹ scholarship:

Overall: 56%

Black: 37%

White: 65%

Low-income: 50%

(District average: 37%)

Percentage of students taking AP (Advanced Placement) courses:

Overall: 37%

Black: 31%

White: 47%

Low-income: 30%

(District average: 30%)

Percentage of students taking CAS (Centers for Advanced Study) courses:

Overall: 8%

Black: 7%

White: 13%

Low-income: 6%

(District average: 8%)

¹ Grade point average eligibility only

Enrollment 1,374 students (District 9-12 average: 1,059)

African-American: **34%**, White: **44%**, Multi-ethnic: **5%**, Asian: **14%**, Hispanic: **3%**

Students eligible for free/reduced lunch: **77%** (District 9-12 average: 71%)

79%
Graduation rate**

52%
Attending college/trade school**

55%
Eligible for Pittsburgh Promise

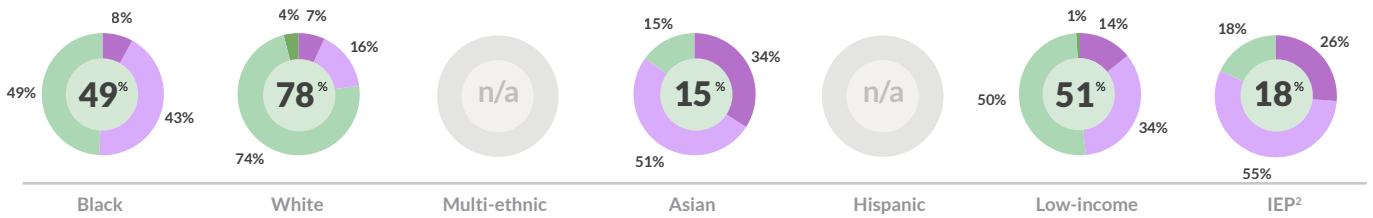
** 2013

Key outcomes

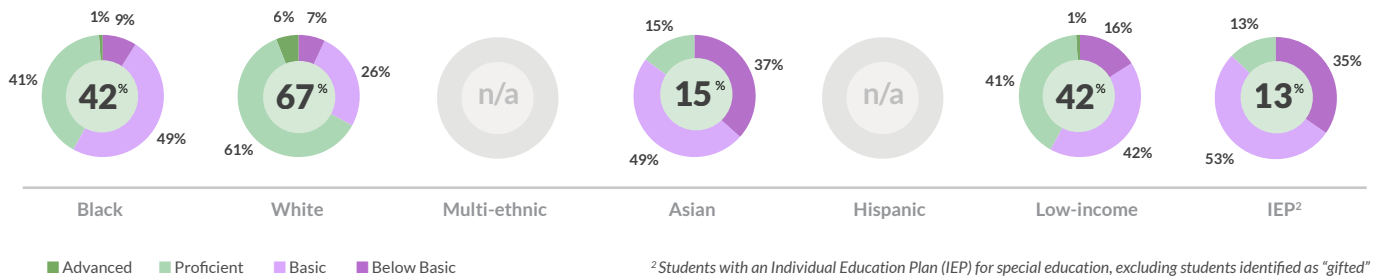
Percentage of students at each Keystone achievement level by end of 11th grade, 2014

(Middle number: percent Proficient/Advanced)

Literature



Algebra I

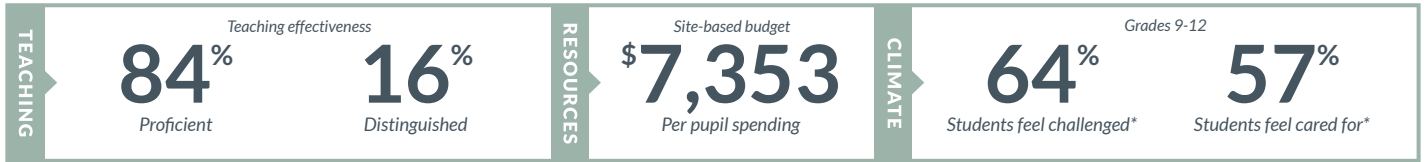




Pittsburgh Carrick High School

9-12 neighborhood school with Finance Technology, Health Careers, Culinary Arts, Information Technology, Carpentry, and Business of Sports Academy CTE programs

125 Parkfield St., 15210 • Carrick • 412-529-7700 • Accessible
Principal: Angel Washington



Teaching 61 teachers

Teachers feel the school is a good place to work and learn*: **93%**

Teachers new to the school: **13%**

Principal stability: **2 principals in the last 4 years**

School climate

Parents recommend school*: **n/a**

Student stability rate: **85%**

Students absent 18+ days: **46%**

Students suspended at least once (2012-13): **Overall: 28%**

Black: 50%

White: 16%

Low-income: 33%

Special accomplishments

- 2013-14 City League girls' and boys' cross-country, boys' tennis champions

* Based on survey responses

College/trade school readiness

Graduation rate 2013

Overall: 75% (District rate: 77%)

Percentage of seniors eligible for Pittsburgh Promise¹ scholarship:

Overall: 51%

Black: 23%

White: 72%

Low-income: 43%

(District average: 37%)

Percentage of students taking AP (Advanced Placement) courses:

Overall: 33%

Black: 13%

White: 45%

Low-income: 25%

(District average: 30%)

Percentage of students taking CAS (Centers for Advanced Study) courses:

Overall: 12%

Black: 4%

White: 15%

Low-income: 9%

(District average: 8%)

¹ Grade point average eligibility only

Enrollment 813 students (District 9-12 average: 1,059)

African-American: **34%**, White: **57%**, Multi-ethnic: **7%**, Other: **2%**

Students eligible for free/reduced lunch: **79%** (District 9-12 average: 71%)

75%
Graduation rate**

38%
Attending college/trade school**

51%
Eligible for Pittsburgh Promise

** 2013

Key outcomes

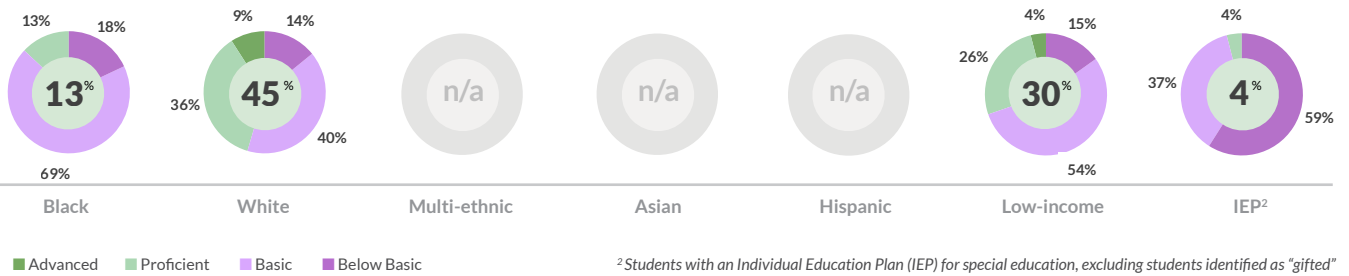
Percentage of students at each Keystone achievement level by end of 11th grade, 2014

(Middle number: percent Proficient/Advanced)

Literature



Algebra I

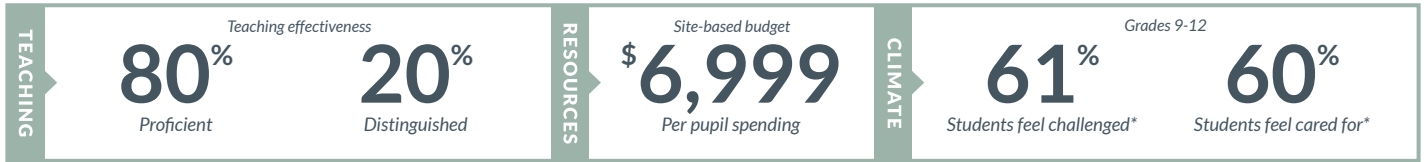




Pittsburgh Perry High School

9-12 neighborhood school with Traditional Academy, Math & Science, and JROTC magnet programs; and Health Careers, Information Technology, Culinary Arts, and Cosmetology CTE programs

3875 Perrysville Ave., 15214 • Perry North • 412-529-3400 • Accessible
Principal: Dennis Chakey



Teaching 58 teachers

Teachers feel the school is a good place to work and learn*: **63%**

Teachers new to the school: **9%**

Principal stability: **2 principals in the last 4 years**

School climate

Parents recommend school*: **n/a**

Student stability rate: **78%**

Students absent 18+ days: **66%**

Students suspended at least once (2012-13): **Overall: 52%**

Black: 56%

White: 34%

Low-income: 54%

Special accomplishments

- School musical nominated for Gene Kelly Award

* Based on survey responses

College/trade school readiness

Graduation rate 2013

Overall: 63% (District rate: 77%)

Percentage of seniors eligible for Pittsburgh Promise¹ scholarship:

Overall: 25%

Black: 16%

White: 54%

Low-income: 22%

(District average: 37%)

Percentage of students taking AP (Advanced Placement) courses:

Overall: 14%

Black: 9%

White: 30%

Low-income: 11%

(District average: 30%)

Percentage of students taking CAS (Centers for Advanced Study) courses:

Overall: 5%

Black: 4%

White: 30%

Low-income: 4%

(District average: 8%)

¹ Grade point average eligibility only

Enrollment 725 students (District 9-12 average: 1,059)

African-American: **75%**, White: **18%**, Multi-ethnic: **5%**, Other: **1%**

Students eligible for free/reduced lunch: **88%** (District 9-12 average: 71%)

63%
Graduation rate**

34%
Attending college/trade school**

25%
Eligible for Pittsburgh Promise

** 2013

Key outcomes


Percentage of students at each Keystone achievement level by end of 11th grade, 2014

(Middle number: percent Proficient/Advanced)

Literature



Algebra I



■ Advanced ■ Proficient ■ Basic ■ Below Basic

² Students with an Individual Education Plan (IEP) for special education, excluding students identified as "gifted"