



Urban League of Greater Pittsburgh Charter School

K-5 charter school

327 North Negley Ave., 15206 • East Liberty • 412-361-1008 • Accessible entrance, no elevator
Principal: Gail Edwards

Teaching 21 teachers

Principal stability: **1 principal in the last 4 years**

School climate

Student stability rate: **97%**
Students absent 18+ days: **1%**
Students suspended at least once (2012-13): **Overall: 0%**

Special accomplishments

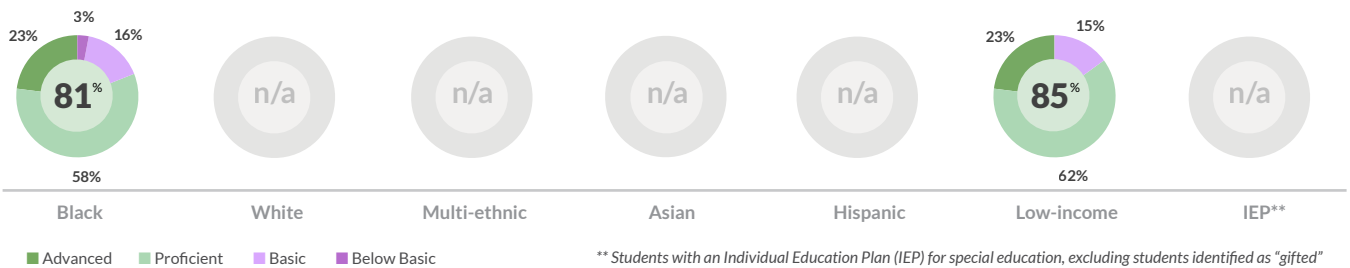
- 2nd place winners in Dancing Classrooms competition
- 2nd place winners in Pittsburgh Chess Academy citywide competition

For information about per pupil spending, visit aplusschools.org/2014-report.

Key outcomes

3rd grade Reading 2014: Percentage of students at each PSSA achievement level

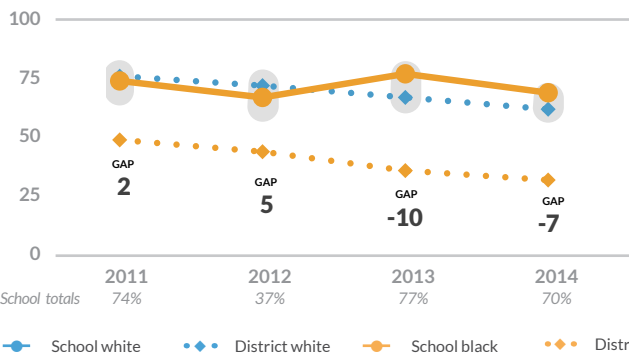
(Middle number: percent Proficient/Advanced)



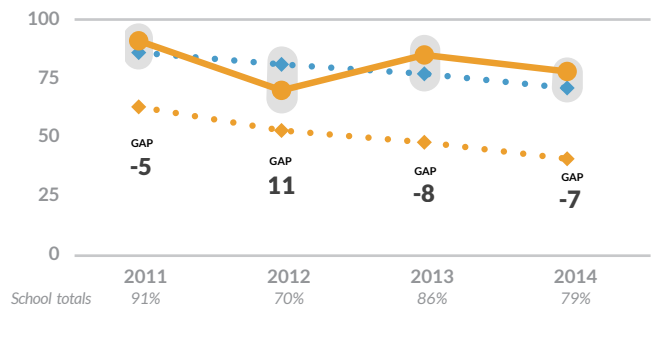
Gap in percentage of students at Proficient/Advanced levels on PSSA tests (3rd through 5th grades)

Gap: Difference between black achievement at the school and white achievement in the district

Reading



Math



Enrollment 204 students

African-American: **99%**, Other: **1%**

Students eligible for free/reduced lunch: **82%**



Urban Pathways K-5 College Charter School

K-5 charter school

925 Penn Ave., 15222 • Downtown • 412-392-4601 • Accessible
Principal/CEO: Kimberly Fitzgerald

Teaching 20 teachers
Principal stability: **n/a**

School climate
Student stability rate: **91%**
Students absent 18+ days: **21%**
Students suspended at least once (2012-13): **Overall: 26%**
Black: 27%
Low-income: 26%

Special accomplishments

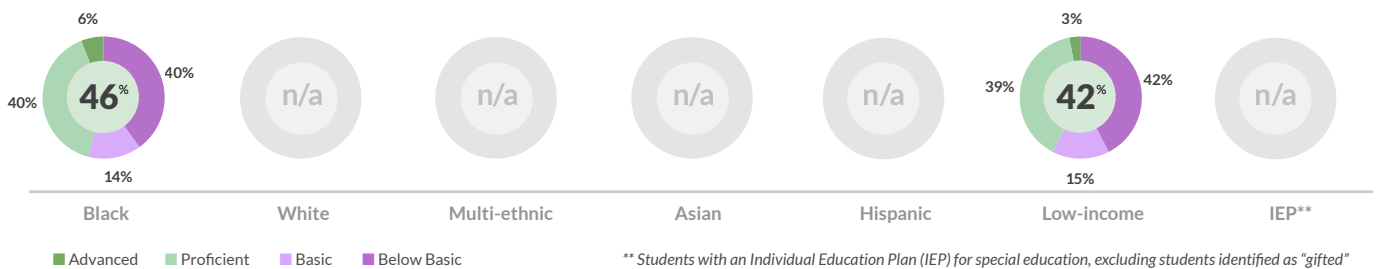
- Education Partnership provides school supplies
- School won the Student, Teacher and Exemplary Practice or Partnering Award from Local Task Force on Right to Education

For information about per pupil spending, visit aplusschools.org/2014-report.

Key outcomes

3rd grade Reading 2014: Percentage of students at each PSSA achievement level

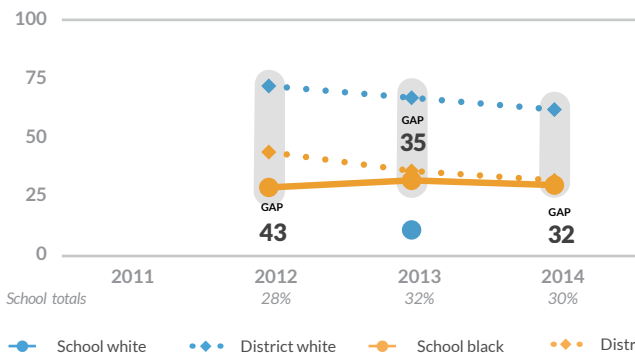
(Middle number: percent Proficient/Advanced)



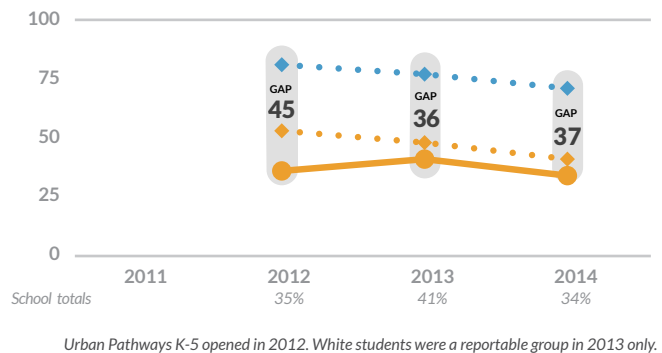
Gap in percentage of students at Proficient/Advanced levels on PSSA tests (3rd through 5th grades)

Gap: Difference between black achievement at the school and white achievement in the district

Reading



Math



Urban Pathways K-5 opened in 2012. White students were a reportable group in 2013 only.

Enrollment 267 students

African-American: **99%**, Other: **1%**

Students eligible for free/reduced lunch: **88%**



The Environmental Charter School at Frick Park

K-8 charter school, housed in two buildings

Lower school (K-3): 309 S. Braddock Ave., 15221 • Regent Square • 412-242-1480 • Accessible
Principal: Tawana Cook

Upper school (4-8): 829 Milton St., 15218 • Regent Square • 412-247-7970 • Accessible, with exceptions
Principal: Justin Aglio

Teaching 60 teachers

Principal stability: n/a

School climate

Student stability rate: **98%**

Students absent 18+ days: **8%**

Students suspended at least once (2012-13): **Overall: 7%**

Black: 24%

White: 3%

Low-income: 17%

Special accomplishments

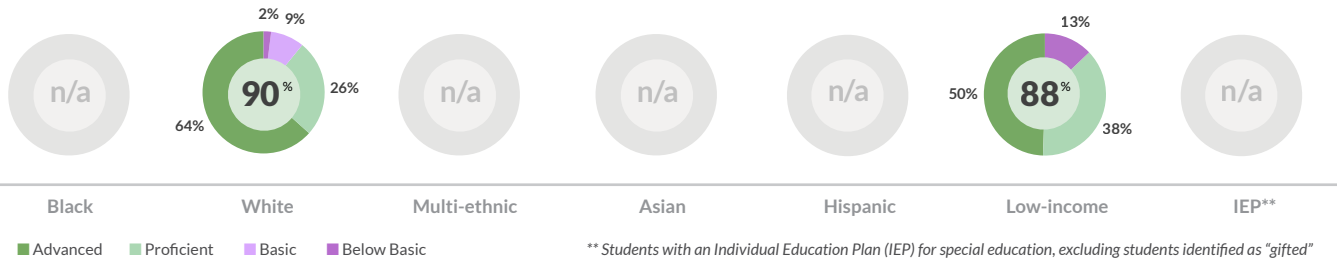
- School team won 3rd place in 2014 Summer Chess Challenge

For information about per pupil spending, visit aplusschools.org/2014-report.

Key outcomes (3-5)

3rd grade Reading 2014: Percentage of students at each PSSA achievement level

(Middle number: percent Proficient/Advanced)

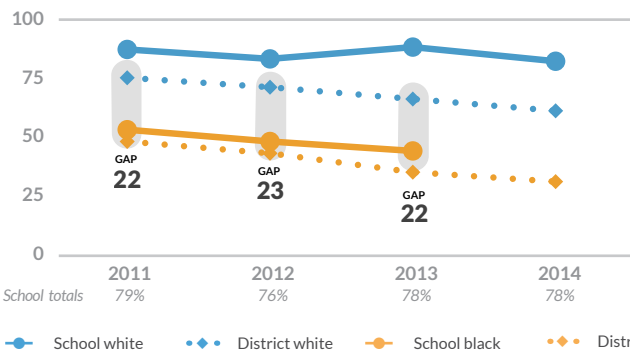


** Students with an Individual Education Plan (IEP) for special education, excluding students identified as "gifted"

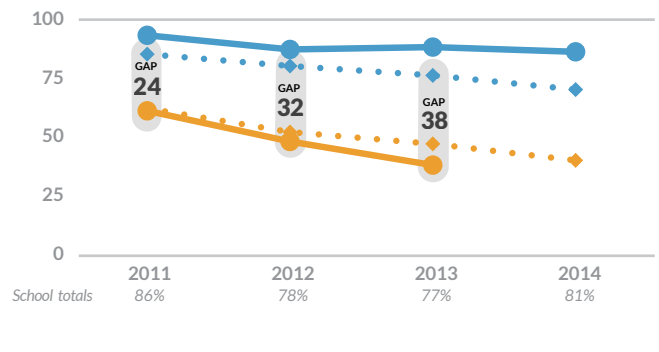
Gap in percentage of students at Proficient/Advanced levels on PSSA tests (3rd through 5th grades)

Gap: Difference between black achievement at the school and white achievement in the district

Reading



Math




Key outcomes (6-8)

8th grade algebra Students who took algebra in 8th grade: **28 out of 58**

Percentage of students at each Algebra I Keystone achievement level by end of 8th grade, 2014

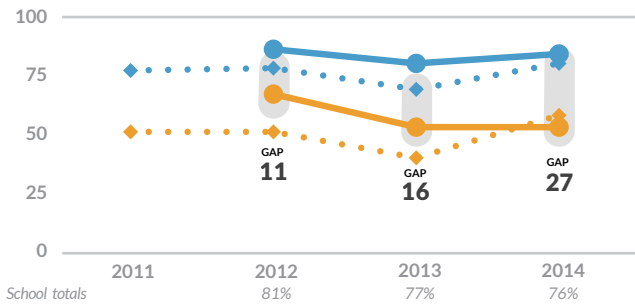
(Middle number: percent Proficient/Advanced)



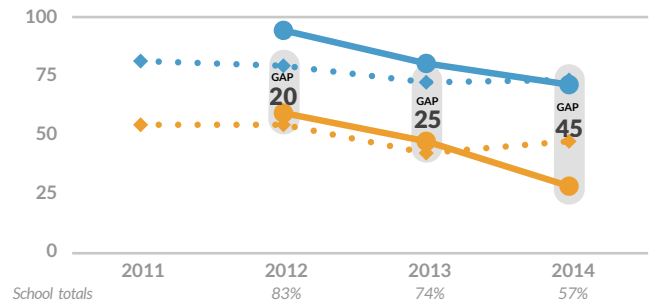
Gap in percentage of students at Proficient/Advanced levels on PSSA tests (6th through 8th grades)

Gap: Difference between black achievement at the school and white achievement in the district

Reading



Math



The Environmental Charter School did not have 7th and 8th grades in 2011.

Enrollment 598 students

African-American: **19%**, White: **67%**, Multi-ethnic: **6%**, Asian: **3%**, Hispanic: **4%**, Other: **1%**

Students eligible for free/reduced lunch: **27%**



Manchester Academic Charter School

K-8 charter school, housed in two buildings

Elementary school (K-5): 1214 Liverpool St., 15233 • Manchester • 412-322-0585 • Accessible

Middle school (6-8): 1 Heinz St., 15212 • East Allegheny • 412-894-2611 • Accessible

Principal/CEO: Vasilios Scoumis

Teaching 21 teachers

Principal stability: **1 principal in the last 4 years**

School climate

Student stability rate: **99%**
 Students absent 18+ days: **6%**
 Students suspended at least once (2012-13): **Overall: 8%**
 Black: 8%
 White: 0%
 Low-income: 7%

Special accomplishments

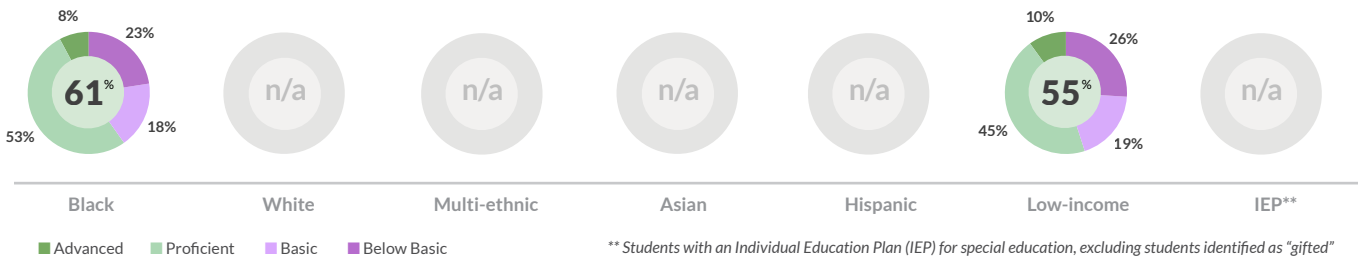
- Student team won awards for Best Transportation System, Most Holistic, in Pittsburgh Regional Future City Competition

For information about per pupil spending, visit aplusschools.org/2014-report.

Key outcomes (3-5)

3rd grade Reading 2014: Percentage of students at each PSSA achievement level

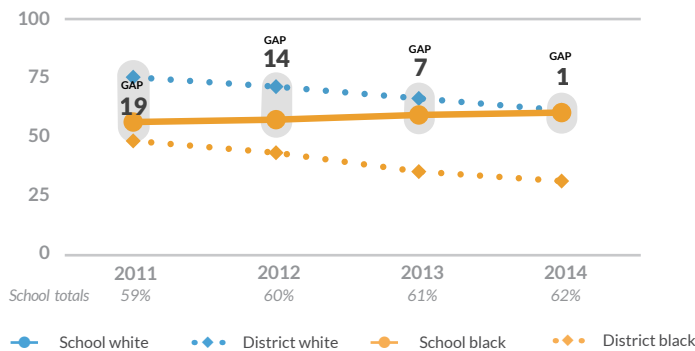
(Middle number: percent Proficient/Advanced)



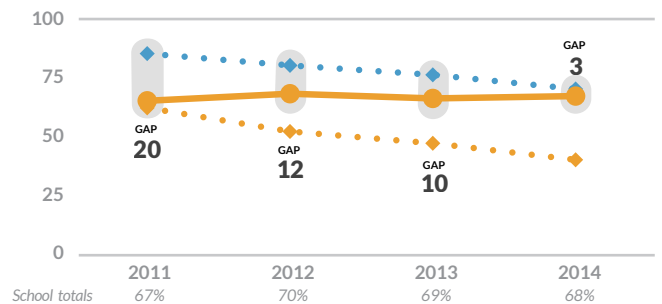
Gap in percentage of students at Proficient/Advanced levels on PSSA tests (3rd through 5th grades)

Gap: Difference between black achievement at the school and white achievement in the district

Reading



Math

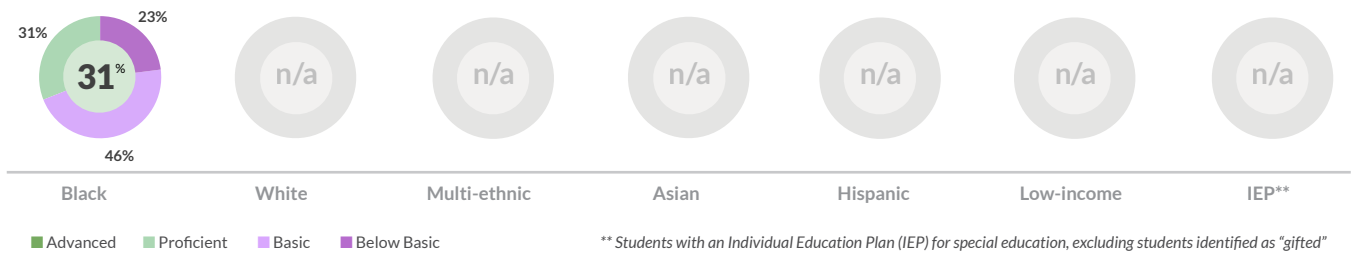


Key outcomes (6-8)

8th grade algebra Students who took algebra in 8th grade: **13 out of 21**

Percentage of students at each Algebra I Keystone achievement level by end of 8th grade, 2014

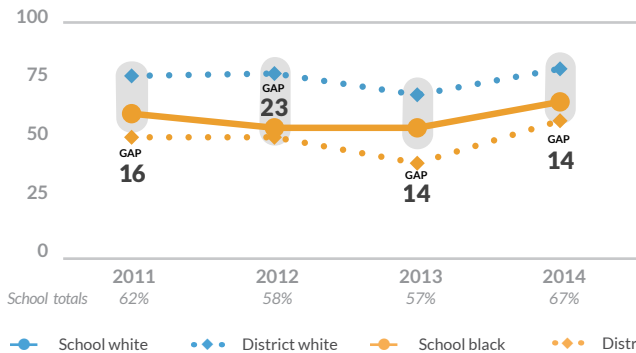
(Middle number: percent Proficient/Advanced)



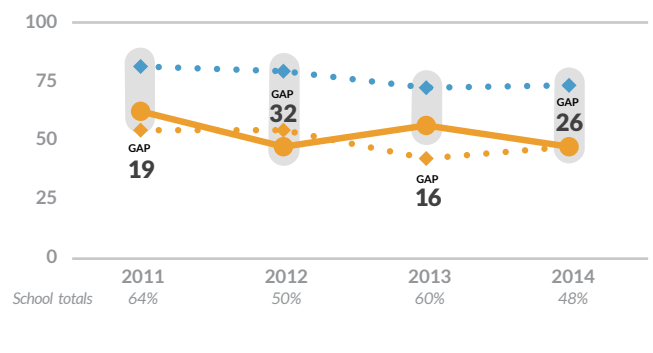
Gap in percentage of students at Proficient/Advanced levels on PSSA tests (6th through 8th grades)

Gap: Difference between black achievement at the school and white achievement in the district

Reading



Math



Enrollment 273 students

African-American: **98%**, White: **2%**

Students eligible for free/reduced lunch: **85%**



Propel Charter School Northside

K-7 charter school (K-6 in 2012-13)

1805 Buena Vista St., 15212 • Central Northside • 412-325-1412 • Accessible
Principals: Ariane Watson/Sarah Mahon

Teaching 22 teachers

Principal stability: n/a

School climate

Student stability rate: **92%**
Students absent 18+ days: **14%**
Students suspended at least once (2012-13): **Overall: 13%**
Black: 13%
White: 9%
Low-income: 14%

Special accomplishments

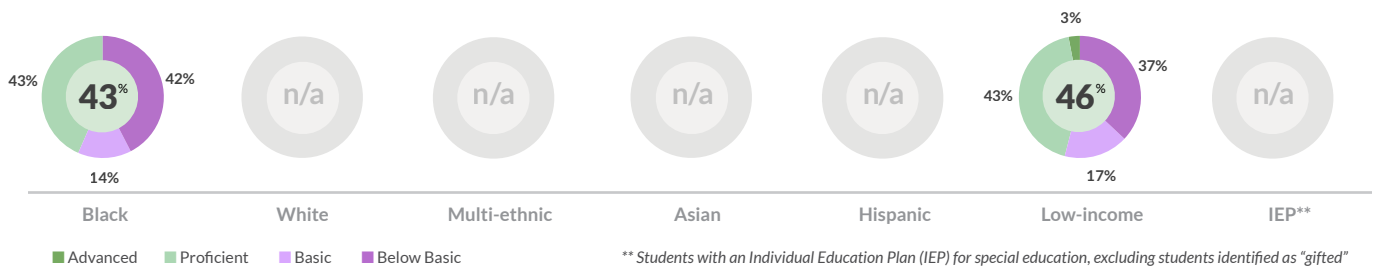
- School team won Outstanding First Year Team in Pittsburgh Regional Future City competition

For information about per pupil spending, visit aplusschools.org/2014-report.

Key outcomes (3-5)

3rd grade Reading 2014: Percentage of students at each PSSA achievement level

(Middle number: percent Proficient/Advanced)

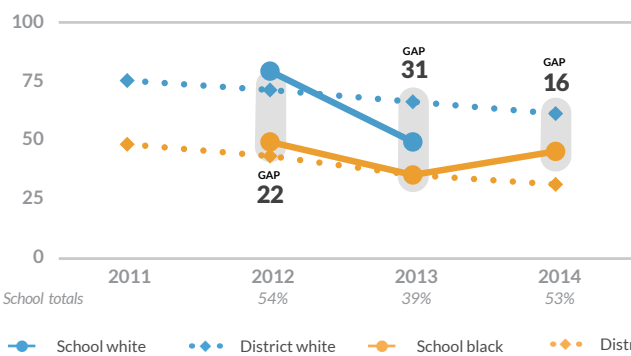


** Students with an Individual Education Plan (IEP) for special education, excluding students identified as "gifted"

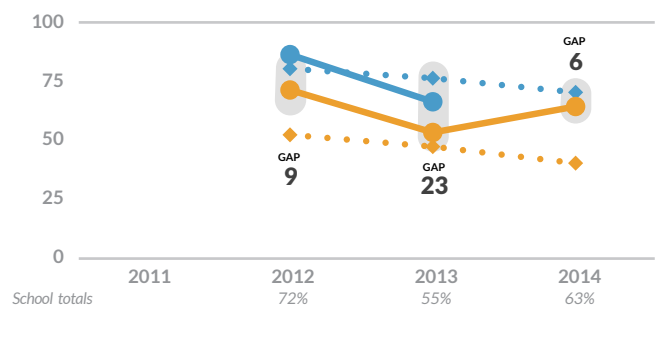
Gap in percentage of students at Proficient/Advanced levels on PSSA tests (3rd through 5th grades)

Gap: Difference between black achievement at the school and white achievement in the district

Reading



Math



Key outcomes (6-8)

8th grade algebra Students who took algebra in 8th grade: **n/a**

Propel did not have an 8th grade in 2013-14.

Gap in percentage of students at Proficient/Advanced levels on PSSA tests (6th grade only)

Gap: Difference between black achievement at the school and white achievement in the district

Reading



Math



● School white ◆ District white ● School black ◆ District black

Propel did not have a 6th grade before 2013-14.

Enrollment 284 students

African-American: **70%**, White: **15%**, Multi-ethnic: **13%**

Students eligible for free/reduced lunch: **82%**



Urban Pathways 6-12 Charter School

6-12 charter school

914 Penn Ave., 15222 • Downtown • 412-392-4601 • Accessible
Principal/CEO: Kathleen Garland

READINESS

97%

Graduation rate*

100%

Attending college/trade school*

84%

Eligible for Pittsburgh Promise

* 2013

Teaching 40 teachers

Principal stability: **3 principals in the last 4 years**

School climate

Student stability rate: **80%**

Students absent 18+ days: **26%**

Students suspended at least once (2012-13): **Overall: 42%**

Black: 42%

White: n/a

Low-income: 42%

Special accomplishments

- Student won business plan competition, awarded trip to California for National Business Challenge
- Student won Allegheny County's "The Big Read" essay contest

For information about per pupil spending, visit aplusschools.org/2014-report.

College/trade school readiness

Graduation rate 2013

Overall: **97%**

Percentage of seniors eligible for Pittsburgh Promise¹ scholarship:

Overall: 84%

Black: 84%

White: n/a

Low-income: 84%

Percentage of students taking AP (Advanced Placement) courses:

Overall: 16%

Black: 16%

White: n/a

Low-income: 16%

¹Grade point average eligibility only

Enrollment 340 students

African-American: **98%**, Other: **2%**

Students eligible for free/reduced lunch: **89%**

Key outcomes (6-8)

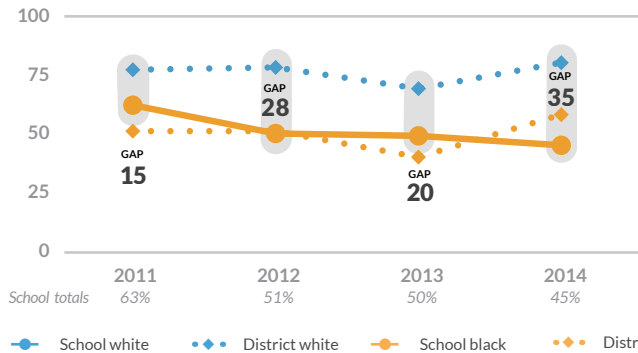
8th grade algebra Students who took algebra in 8th grade: **0 out of 47**

Key outcomes (6-8)

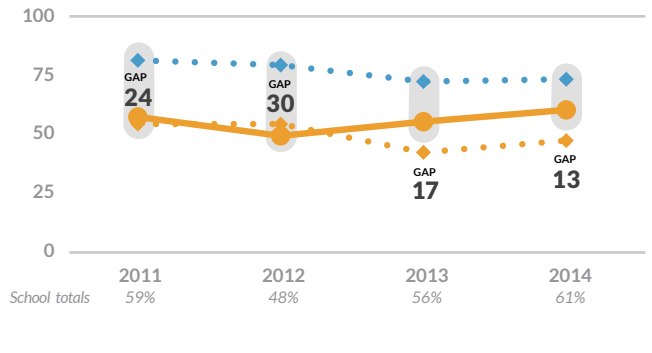
Gap in percentage of students at Proficient/Advanced levels on PSSA tests (6th through 8th grades)

Gap: Difference between black achievement at the school and white achievement in the district

Reading



Math



Key outcomes (9-12)


Percentage of students at each Keystone achievement level by end of 11th grade, 2014

(Middle number: percent Proficient/Advanced)

Literature



Algebra I



** Students with an Individual Education Plan (IEP) for special education, excluding students identified as "gifted"



City Charter High School

9-12 charter school

201 Stanwix St., 15222 • Downtown • 412-690-2489 • Accessible

Principal: Ron Sofo

READINESS

97%

Graduation rate*

83%

Attending college/trade school*

72%

Eligible for Pittsburgh Promise

*2013

Teaching 49 teachers

Principal stability: **2 principals in the last 4 years**

School climate

Student stability rate: **90%**

Students absent 18+ days: **8%**

Students suspended at least once (2012-13): **Overall: 3%**

Black: 4%

White: 2%

Low-income: 0%

Special accomplishments

- Student team won 2nd place in International Students for the Advancement of Global Entrepreneurship competition
- School is accredited by Middle States Association of Colleges and Schools

For information about per pupil spending, visit aplusschools.org/2014-report.

College/trade school readiness

Graduation rate 2013

Overall: **97%**

Percentage of seniors eligible for Pittsburgh Promise¹ scholarship:

Overall: 72%

Black: 61%

White: 87%

Low-income: 65%

Percentage of students taking AP (Advanced Placement) courses:

Overall: n/a

Black: n/a

White: n/a

Low-income: n/a

¹ Grade point average eligibility only

Enrollment 635 students

African-American: **53%**, White: **37%**, Multi-ethnic: **8%**, Asian: **1%**, Hispanic: **2%**


Students eligible for free/reduced lunch: **70%**

Key outcomes

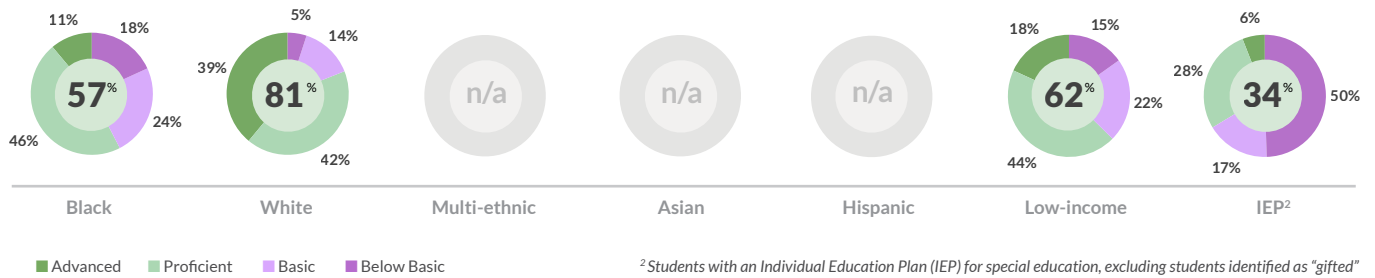
Percentage of students at each Keystone achievement level by end of 11th grade, 2014

(Middle number: percent Proficient/Advanced)

Literature



Algebra I



² Students with an Individual Education Plan (IEP) for special education, excluding students identified as "gifted"