

Pittsburgh's middle schools

In the 2006-07 school year:

The average middle school had 395 students and 27 teachers.

91.4% of middle school students attended school on the average day.

65.7% of middle school students were eligible for free or reduced price lunch (a measure of family poverty).

Special education*

PSSA participation: Percentage of students who took PSSAs

Reading (6th through 8th grades): 95.7%

Math (6th through 8th grades): 96.4%

PSSA scores: Percentage of students at Proficient/Advanced levels

	Reading	Math
8th grade	17.5%	12.7%

PASA participation 2005-06: Number of students who took PASAs

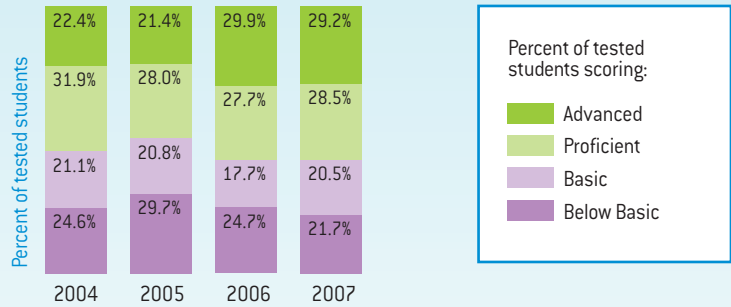
PASA is an alternate state test.

	Reading	Math
8th grade	44	44

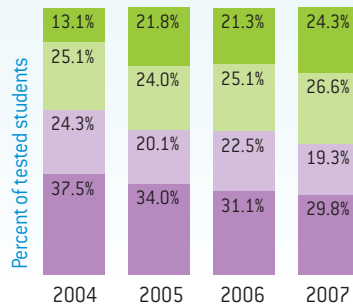
*Students with an Individual Education Plan (IEP) for special education, excluding students identified as "gifted." Numbers and percents refer to all students at that grade level, whether they attend a middle or a K-8 school.

Tests required by the state: Percentage of students at each achievement level on PSSA Reading and Math tests*

Grade 8 Reading



Change in Reading from 2004 to 2007 (percent Proficient/Advanced): +3.4%



Change in Math from 2004 to 2007 (percent Proficient/Advanced): +12.7%

*All 8th grades

Pittsburgh Allegheny 6-8

Traditional Academy magnet school

810 Arch St., 15212

Allegheny Center

412-323-4115

Principal: Toni Kendrick

Number of teachers: 22

Enrollment/Attendance

308 students (1/07)

District average (middle): 395

African-American: 64.9%

White: 34.7%

Other: 0.3%

Student daily attendance: 93.7%

Special education 2007-08

Learning support

Emotional support

Family income status

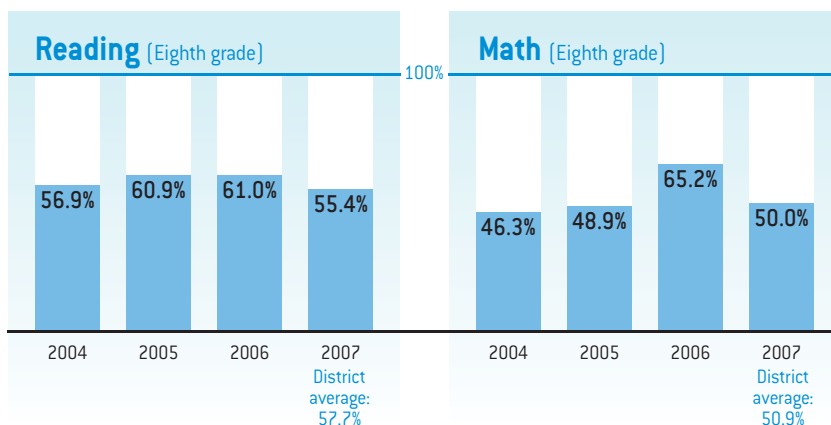
79.9% of students eligible for free/reduced lunch.

District average (middle): 65.7%

Special features

- "HEALTH for Families" participant
- Partnership with the Children's Museum of Pittsburgh
- Debate team

Tests given by the state: Percentage of students at Proficient/Advanced levels on PSSA Reading and Math tests



Compared to district averages...

What are this school's strengths?

- Near district average in all categories

What are this school's challenges?

- Near district average in all categories

See a more detailed report beginning on page 75.

Pittsburgh Arsenal 6-8

Neighborhood school

220 40th St., 15201

Lawrenceville

412-622-5740

Principal: Debra Rucki

Number of teachers: 37

Enrollment/Attendance

486 students (1/07)

District average (middle): 395

African-American: 88.7%

White: 9.3%

Other: 2.1%

Student daily attendance: 91.6%

Special education 2007-08

Learning support

Emotional support

Life skills support

Therapeutic emotional support

Family income status

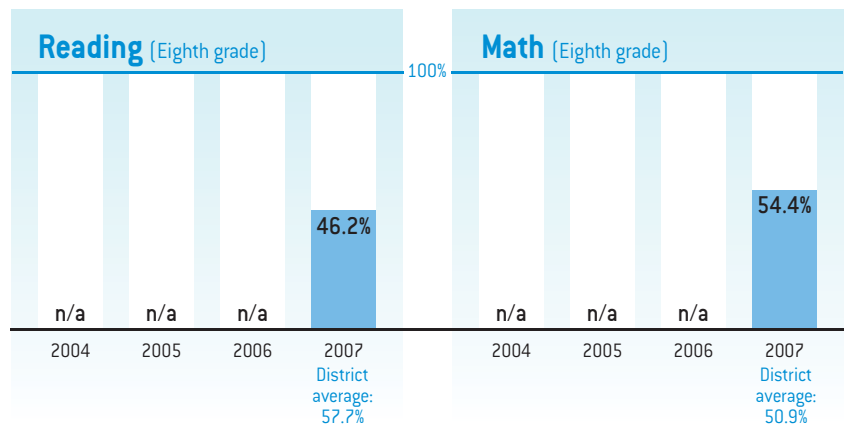
90.2% of students eligible for free/reduced lunch.

District average (middle): 65.7%

Special features

- Partnership with Children's Hospital
- Young Artists club
- English as a Second Language program

Tests given by the state: Percentage of students at Proficient/Advanced levels on PSSA Reading and Math tests



Arsenal was considered "new" in 2006-07 due to significant changes in student population.

Compared to district averages...

What are this school's strengths?

- Overall PSSA 8th grade reading and math scores near district average

What are this school's challenges?

- Low PSSA 8th grade reading scores for white students

See a more detailed report beginning on page 75.

Pittsburgh Classical 6-8

Classical Academy magnet school

1463 Chartiers Ave., 15220

Crafton Heights

412-928-3110

Principal: Valerie Merlo

Number of teachers: 29

Enrollment/Attendance

337 students (1/07)

District average (middle): 395

African-American: 48.1%

White: 50.1%

Other: 1.8%

Student daily attendance: 94.8%

Special education 2007-08

Learning support

Emotional support

Autistic support

Multiple disabilities support

Family income status

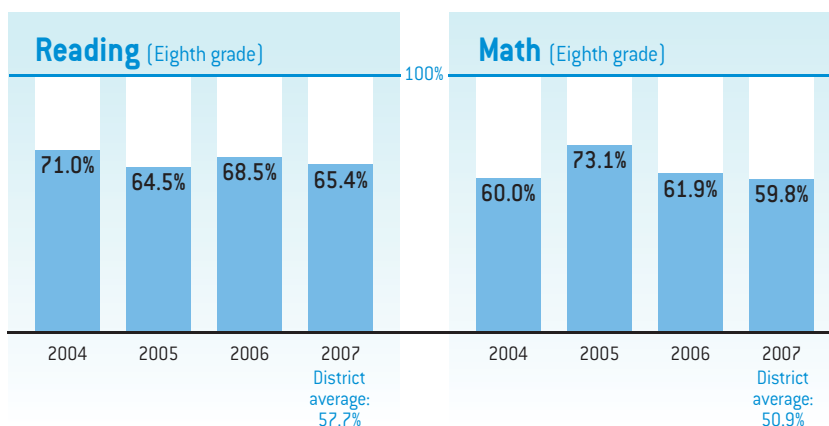
61.2% of students eligible for free/reduced lunch.

District average (middle): 65.7%

Special features

- Family curriculum nights
- Partnership with Society for Contemporary Craft

Tests given by the state: Percentage of students at Proficient/Advanced levels on PSSA Reading and Math tests



Compared to district averages...

What are this school's strengths?

- Overall PSSA 8th grade reading and math scores near district average

What are this school's challenges?

- Slight decrease in overall PSSA 8th grade math scores while the district average increased 2004-07

See a more detailed report beginning on page 75.

Pittsburgh Frick 6-8

International Studies magnet school

107 Thackeray St., 15213
Oakland
412-622-5980
Principal: Wayne Walters
Number of teachers: 31

Enrollment/Attendance

537 students (1/07)
District average (middle): 395

African-American: 66.3%
White: 29.1%
Other: 4.7%

Student daily attendance: 94.4%

Special education 2007-08

Learning support
Emotional support

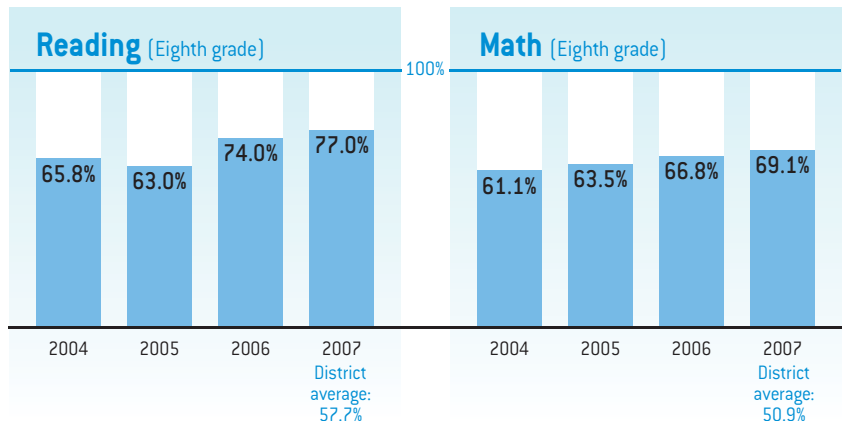
Family income status

55.6% of students eligible for free/reduced lunch.
District average (middle): 65.7%

Special features

- French, German, Japanese, and Spanish languages
- Musical theater production
- Creek Connections watershed project

Tests given by the state: Percentage of students at Proficient/Advanced levels on PSSA Reading and Math tests



Compared to district averages...

What are this school's strengths?

- Increase in overall PSSA 8th grade reading scores
- High PSSA 8th grade reading scores for low-income and white students

What are this school's challenges?

- PSSA 8th grade reading scores near district average for black students

See a more detailed report beginning on page 75.

Pittsburgh Rogers CAPA 6-8

(A Creative and Performing Arts Academy)

Arts magnet school

5525 Columbo St., 15206

Garfield

412-665-2000

Principal: Lynda Lewis

Number of teachers: 19

Enrollment/Attendance

317 students (1/07)

District average (middle): 395

African-American: 47.0%

White: 50.8%

Other: 2.2%

Student daily attendance: 96.1%

Special education 2007-08

Learning support

Emotional support

Family income status

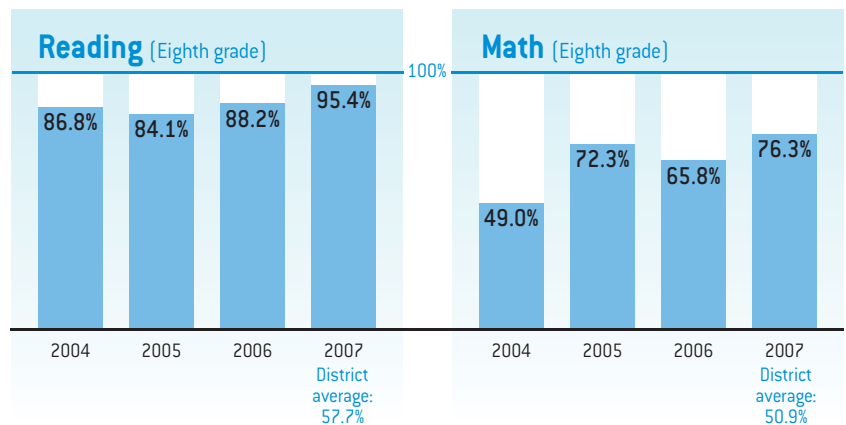
38.5% of students eligible for free/reduced lunch.

District average (middle): 65.7%

Special features

- Master classes in all arts areas
- Partnerships with FamilyLinks and Mercy Behavioral Health
- Monthly newsletter

Tests given by the state: Percentage of students at Proficient/Advanced levels on PSSA Reading and Math tests



Compared to district averages...

What are this school's strengths?

- High overall PSSA 8th grade reading and math scores
- High PSSA 8th grade reading scores for low-income and black students

What are this school's challenges?

- PSSA 8th grade math scores near district average for low-income and black students

See a more detailed report beginning on page 75.

Pittsburgh Rooney 6-8 (An Accelerated Learning Academy)

Neighborhood school

3530 Fleming Ave., 15212

Brighton Heights

412-732-6700

Principal: Merridith Murray

Number of teachers: 26

Enrollment/Attendance

317 students (1/07)

District average (middle): 395

African-American: 79.5%

White: 19.6%

Other: 0.9%

Student daily attendance: 85.7%

Special education 2007-08

Learning support

Emotional support

Therapeutic emotional support

Family income status

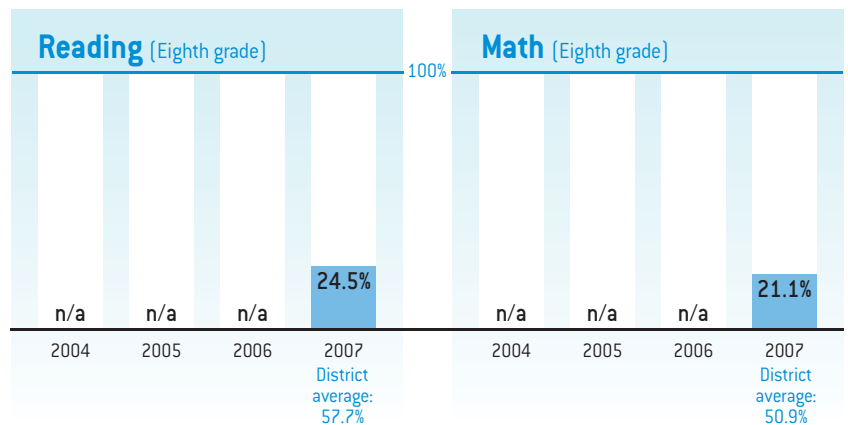
89.5% of students eligible for free/reduced lunch.

District average (middle): 65.7%

Special features

- Extended school day and year for all students
- Partnerships with Point Park University and Brighton Heights Citizens Federation

Tests given by the state: Percentage of students at Proficient/Advanced levels on PSSA Reading and Math tests



Rooney was considered "new" in 2006-07 due to significant changes in student population.

Compared to district averages...

What are this school's strengths?

- Not above or near district average on any indicator

What are this school's challenges?

- Low overall PSSA 8th grade reading and math scores
- Low PSSA 8th grade reading and math scores for white students

See a more detailed report beginning on page 75.

Pittsburgh Schiller 6-8

Classical Academy magnet school

1018 Peralta St., 15212
East Allegheny
412-323-4190
Principal: Scott Grosh
Number of teachers: 19

Enrollment/Attendance

303 students (1/07)
District average (middle): 395

African-American: 64.0%
White: 35.0%
Other: 1.0%

Student daily attendance: 91.5%

Special education 2007-08

Learning support
Emotional support

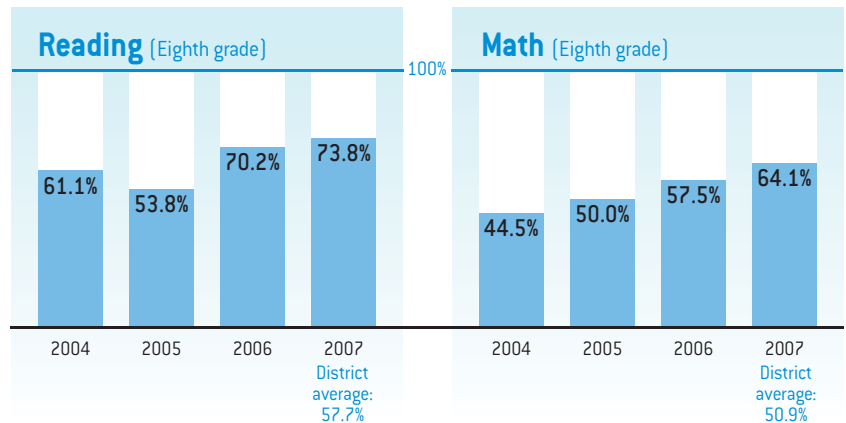
Family income status

75.4% of students eligible for free/reduced lunch.
District average (middle): 65.7%

Special features

- Portfolio assessment project
- Interdisciplinary teaching

Tests given by the state: Percentage of students at Proficient/Advanced levels on PSSA Reading and Math tests



Compared to district averages...

What are this school's strengths?

- High PSSA 8th grade reading and math scores for low-income and black students
- Increase in overall PSSA 8th grade reading and math scores 2004-07

What are this school's challenges?

- PSSA 8th grade reading and math scores near district average for white students

See a more detailed report beginning on page 75.

Pittsburgh South Brook 6-8

Neighborhood school

779 Dunster St., 15226

Brookline

412-572-8170

Principal: Gina Reichert

Number of teachers: 26

Enrollment/Attendance

427 students (1/07)

District average (middle): 395

African-American: 19.2%

White: 79.2%

Other: 1.6%

Student daily attendance: 92.0%

Special education 2007-08

Learning support

Emotional support

Family income status

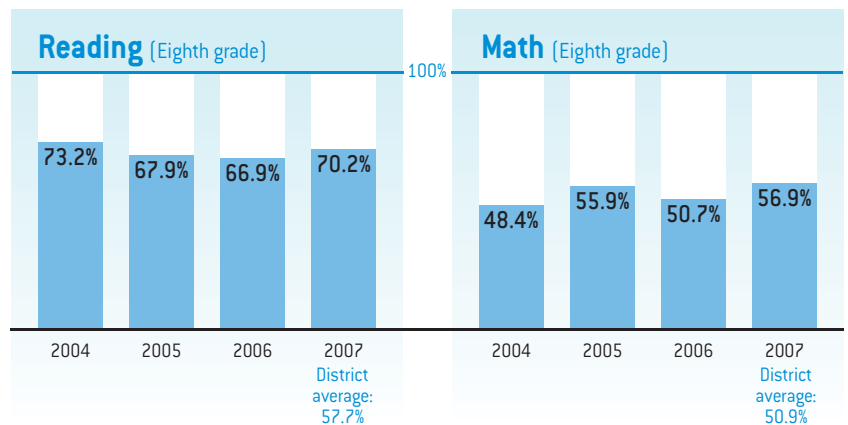
52.8% of students eligible for free/reduced lunch.

District average (middle): 65.7%

Special features

- Multimedia computer lab
- Partnership with Pittsburgh Pioneer

Tests given by the state: Percentage of students at Proficient/Advanced levels on PSSA Reading and Math tests



Compared to district averages...

What are this school's strengths?

- Near district average in all categories

What are this school's challenges?

- Near district average in all categories

See a more detailed report beginning on page 75.

Pittsburgh South Hills 6-8

Neighborhood school

595 Crane Ave., 15216

Beechview

412-572-8130

Principal: Deborah Cox

Number of teachers: 38

Enrollment/Attendance

524 students (1/07)

District average (middle): 395

African-American: 32.8%

White: 63.0%

Other: 4.2%

Student daily attendance: 92.5%

Special education 2007-08

Learning support

Emotional support

Life skills support

Therapeutic emotional support

Family income status

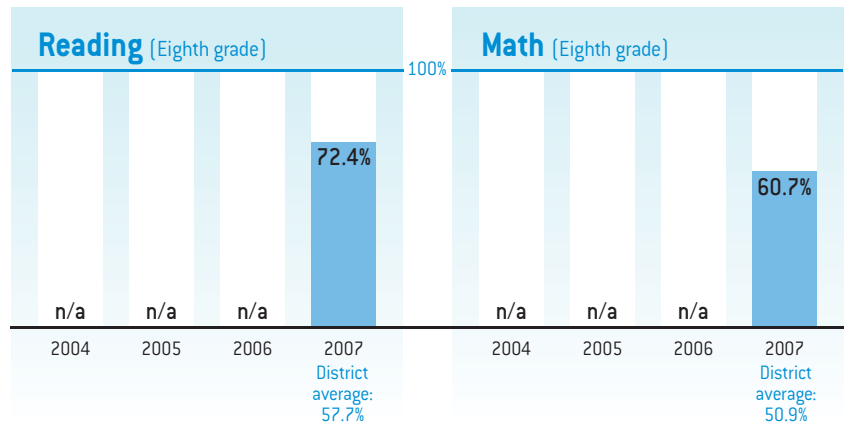
65.3% of students eligible for free/reduced lunch.

District average (middle): 65.7%

Special features

- French and Spanish languages
- Chinese language, African drums and steel drums clubs

Tests given by the state: Percentage of students at Proficient/Advanced levels on PSSA Reading and Math tests



South Hills was considered "new" in 2006-07 due to significant changes in student population.

Compared to district averages...

What are this school's strengths?

- Near district average in all categories

What are this school's challenges?

- Near district average in all categories

See a more detailed report beginning on page 75.

Pittsburgh Sterrett 6-8

Neighborhood school with a Classical Academy magnet program

7100 Reynolds St., 15208
Point Breeze
412-247-7870

Principal: Sarah Sumpter
Number of teachers: 18

Enrollment/Attendance

394 students (1/07)
District average (middle): 395

African-American: 60.2%
White: 37.1%
Other: 2.8%

Student daily attendance: 93.1%

Special education 2007-08

Learning support
Emotional support

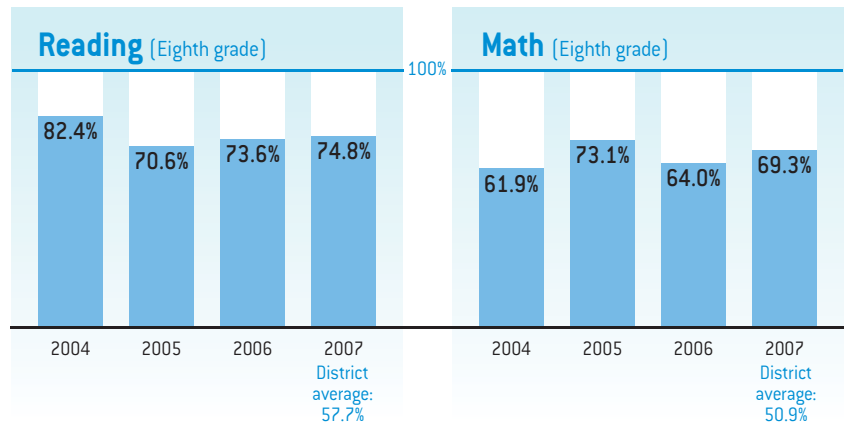
Family income status

52.0% of students eligible for free/reduced lunch.
District average (middle): 65.7%

Special features

- Chess team
- Peer health council
- Student environmental team

Tests given by the state: Percentage of students at Proficient/Advanced levels on PSSA Reading and Math tests



Compared to district averages...

What are this school's strengths?

- High PSSA 8th grade math scores for white students

What are this school's challenges?

- PSSA 8th grade math scores near district average for low-income and black students

See a more detailed report beginning on page 75.