

Pittsburgh's high schools

In the 2009-10 school year:

The average high school had 680 students and 55 teachers.

85.9% of high school students attended school on the average day.

93.7% of high school teachers attended school on the average day.

65.7% of high school students were eligible for free or reduced price lunch (a measure of family poverty).

Stability

Student stability rate: 81.6%

Principal stability, 2007-10:
 1 high school had 1 principal.
 6 schools had 2 principals.
 2 schools had 3 principals.

Student disciplinary actions 2008-09

For violence, weapons, and controlled substances

Average number of incidents per 100 students: 23.7

Special education*

PSSA participation: Percentage of students who took PSSAs

Reading (11th grade): 92.9%

Math (11th grade): 93.8%

PASA participation 2008-09: Number of students who took PASAs

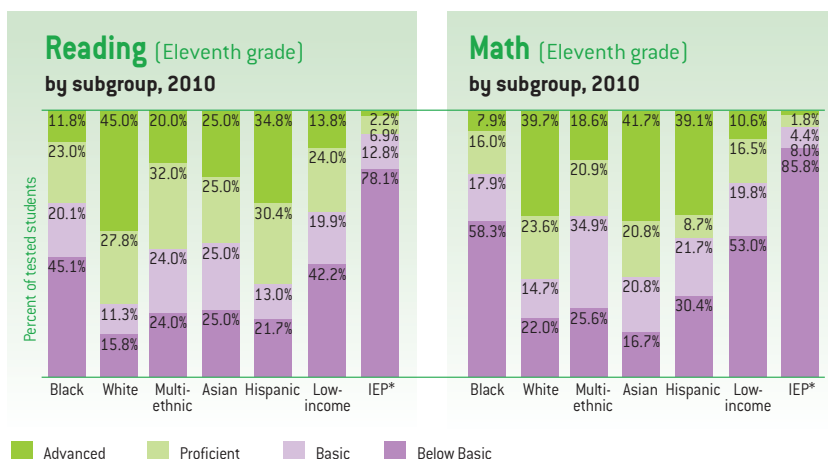
PASA is an alternate state test in reading and math.

11th grade: 40

Percentage of students at Proficient/Advanced levels on PSSA tests (9-12 and 6-12)

	District	State
Reading 2010 (11th)	51.0%	67.2%
Math 2010 (11th)	41.3	59.6
Science 2010 (11th)	19.8	39.8
Writing 2010 (11th)	72.5	80.7

Percentage of students at each PSSA achievement level



*Students with an Individual Education Plan (IEP) for special education, excluding students identified as "gifted." Numbers and percents refer to all students at that grade level, whether they attend a 9-12 or 6-12 school.

District graduation rate 2009: 82.4%

College/Post-secondary readiness

Percentage of seniors eligible for Pittsburgh Promise scholarship (grade point average eligibility only): 55.1%

Average SAT scores, 2010	District	State	Nation
Critical Reading	451	492	501
Mathematics	462	501	516

Percentage of students taking the SAT: 60.7%

Percentage of students taking AP (Advanced Placement) courses:

Overall: 11.6%

Black: 4.8%

White: 20.5%

Low-income: 10.3%

Pittsburgh Alderdice High School

9-12 neighborhood school with a Pre-engineering magnet program and an “English as a Second Language” program

2409 Shady Ave., 15217
Squirrel Hill
412-422-4800
Principal: Melissa Friez
Number of teachers: 110

Enrollment/Attendance

1349 students (1/10)
District average (9-12): 680

African-American: 36.5%
White: 54.5%
Multi-ethnic: 3.8%
Asian: 3.7%
Other: 1.5%

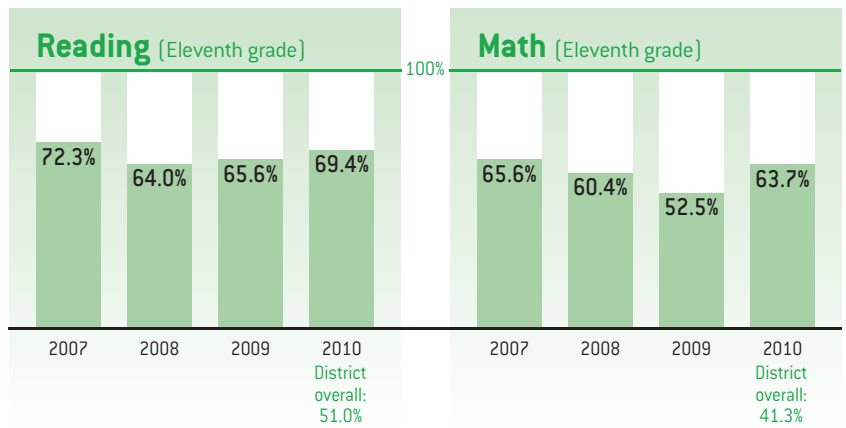
Student stability rate: 89.7%
Principal stability: 3 principals in the last four years

Student daily attendance: 92.1%
Teacher daily attendance: 94.1%

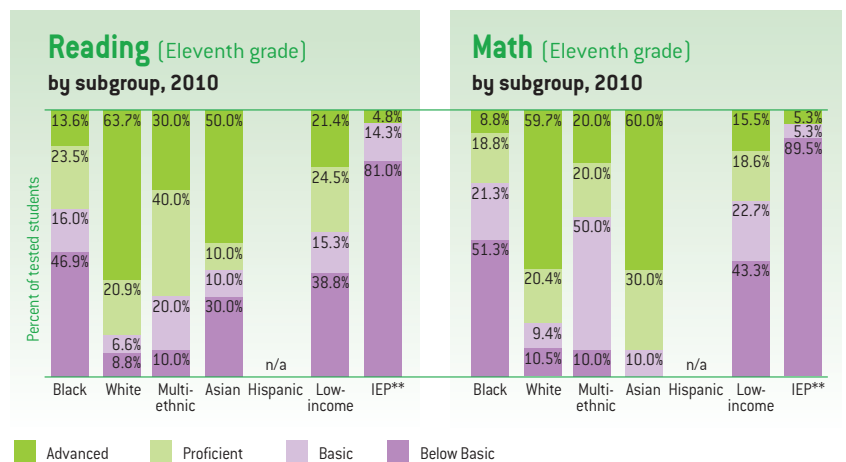
Percentage of students at Proficient/Advanced levels on PSSA tests

	Alderdice	Districtwide*
Science 2010 (11th)	45.3 %	19.8 %
Writing 2010 (11th)	85.9	72.5

*All district 9-12 and 6-12 schools



Percentage of students at each PSSA achievement level



** Students with an Individual Education Plan (IEP) for special education, excluding students identified as “gifted”

Pittsburgh Alderdice High School

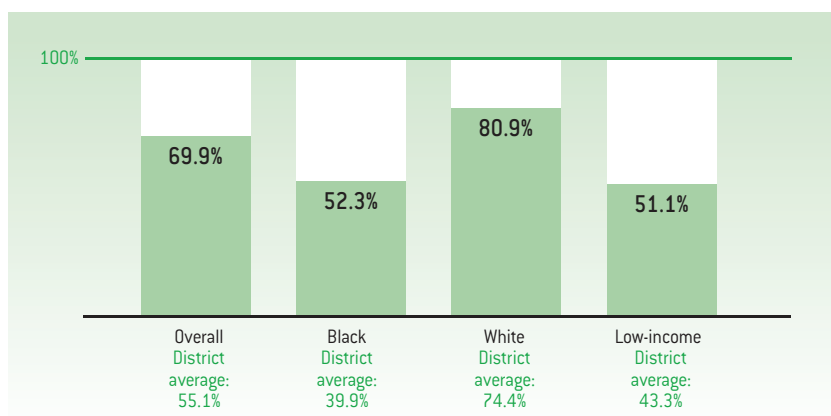
Graduation rate 2009

Alderdice: 90.1%
 District average: 82.4%

College/Post-secondary readiness

Percentage of seniors eligible for Pittsburgh Promise scholarship

Grade point average eligibility only



Average SAT scores

	Alderdice		National average	
	2007	2008	2009	2010
Critical Reading	539	502	515	501
Mathematics	547	515	524	518

Percentage of students taking the SAT: 66.2%
 District average: 60.7%

Percentage of students taking AP (Advanced Placement) courses

	Overall	Black	White	Low-income
Alderdice:	23.4%	6.7%	34.8%	25.0%
District average:	11.6%			

Special education staff 2010-11

Learning support
 Autism support
 Life skills support

Family income status

43.3% of students eligible for free/reduced lunch
 District average (9-12): 65.7%

Student disciplinary actions 2008-09

For violence, weapons, and controlled substances

Number of incidents per 100 students: 16.9

Special accomplishments

- 2009-10 City League co-ed cross country; girls' swimming and tennis; boys basketball, baseball, and tennis; Quad A boys and girls basketball champions
- School recognized by *Newsweek* magazine
- 5th place winners, national WorldQuest competition
- Chorus won silver medal at national Heritage Music Festival

Pittsburgh Brashear High School

9-12 neighborhood school with a Computer Science magnet program and an “English as a Second Language” program

590 Crane Ave., 15216
 Beechview
 412-571-7300
 Principal: John Vater
 Number of teachers: 85

Enrollment/Attendance

1188 students (1/10)
 District average (9-12): 680

African-American: 36.4%
 White: 55.1%
 Other: 8.6%

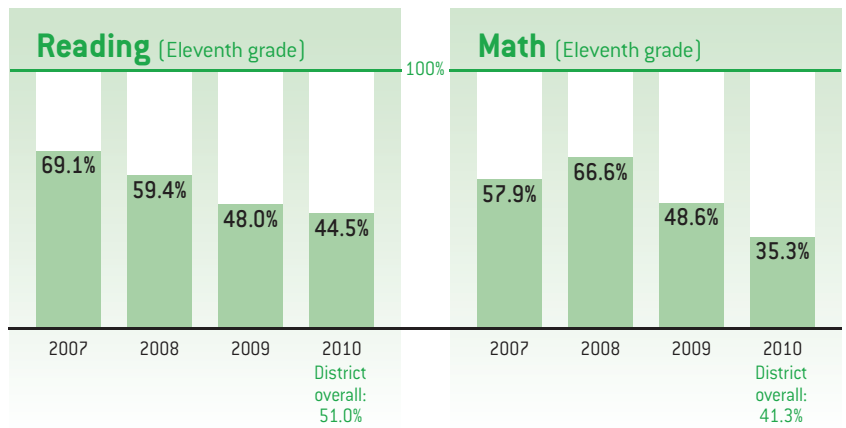
Student stability rate: 87.7%
 Principal stability: 2 principals in the last four years

Student daily attendance: 87.9%
 Teacher daily attendance: 92.9%

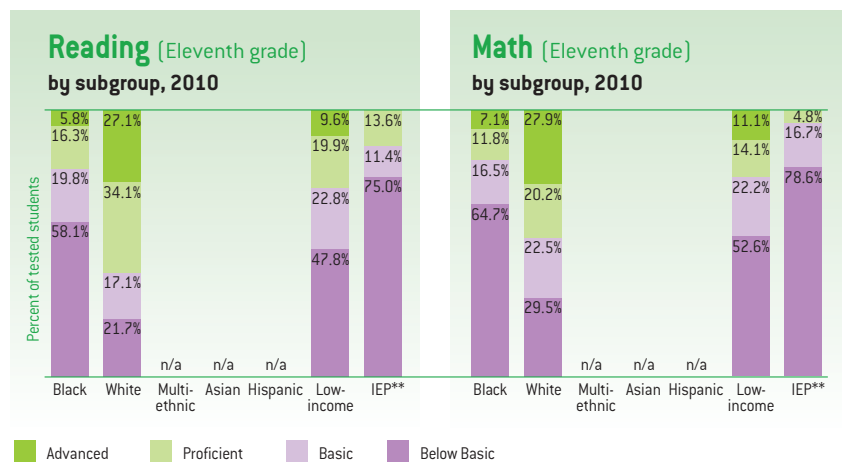
Percentage of students at Proficient/Advanced levels on PSSA tests

	Brashear	Districtwide*
Science 2010 (11th)	12.0%	19.8%
Writing 2010 (11th)	62.1	72.5

*All district 9-12 and 6-12 schools



Percentage of students at each PSSA achievement level



** Students with an Individual Education Plan (IEP) for special education, excluding students identified as “gifted”

Pittsburgh Brashear High School

Graduation rate 2009

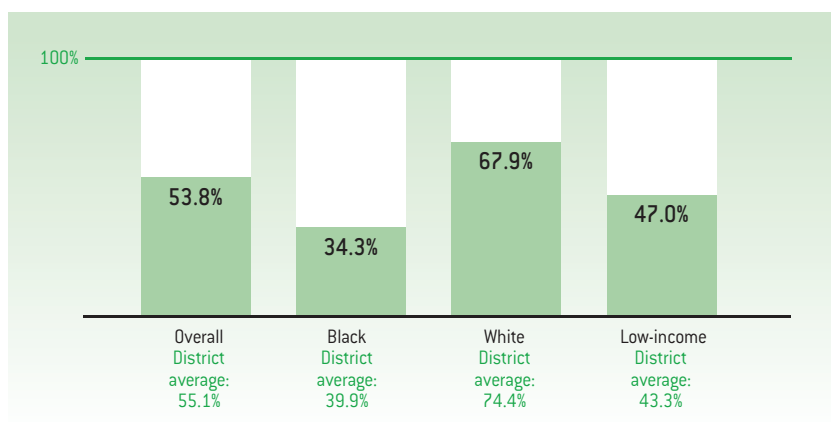
Brashear: 84.3%

District average: 82.4%

College/Post-secondary readiness

Percentage of seniors eligible for Pittsburgh Promise scholarship

Grade point average eligibility only



Average SAT scores

	Brashear		National average	
	2007	2008	2009	2010
Critical Reading	444	502	458	502
Mathematics	466	515	483	515

Percentage of students taking the SAT: 61.3%

District average: 60.7%

Percentage of students taking AP (Advanced Placement) courses

	Overall	Black	White	Low-income
Brashear:	7.9%	2.8%	11.8%	8.7%
District average:	11.6%			

Special education staff 2010-11

- Learning support
- Autism support
- Hearing impaired support
- Visually impaired support
- Life skills support

Family income status

61.9% of students eligible for free/reduced lunch
 District average (9-12): 65.7%

Student disciplinary actions 2008-09

For violence, weapons, and controlled substances

Number of incidents per 100 students: 23.5

Special accomplishments

- 2009-10 City League girls softball champions
- *U.S. News & World Report* Bronze Medal school
- Student wrestler won Allegheny County Tournament

Pittsburgh Carrick High School

9-12 neighborhood school with a Business, Finance & Information Technology Academy magnet program; Culinary Arts and Health Occupations programs

125 Parkfield St., 15210 Carrick
412-885-7700

Principal: Jennifer Murphy
Number of teachers: 69

Enrollment/Attendance

823 students (1/10)
District average (9-12): 680

African-American: 36.5%
White: 58.2%
Other: 5.4%

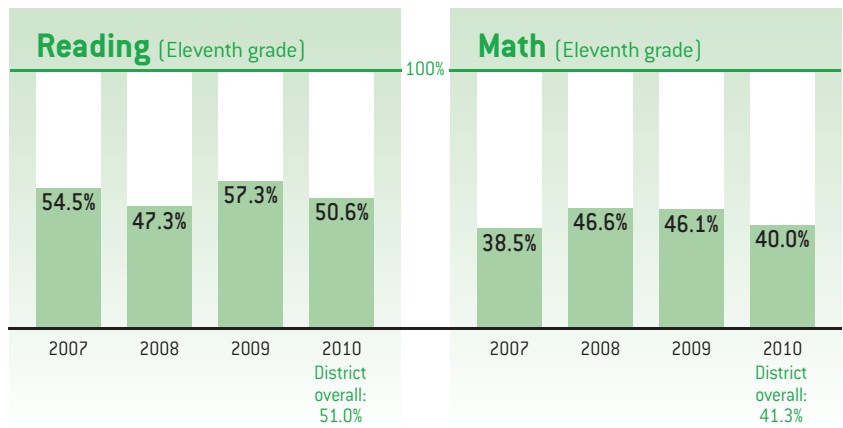
Student stability rate: 73.5%
Principal stability: 2 principals in the last four years

Student daily attendance: 82.5%
Teacher daily attendance: 94.0%

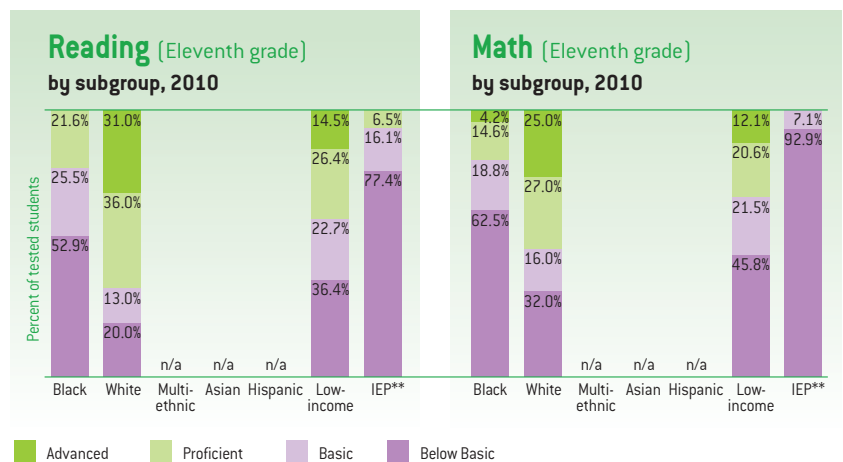
Percentage of students at Proficient/Advanced levels on PSSA tests

	Carrick	Districtwide*
Science 2010 (11th)	19.5%	19.8%
Writing 2010 (11th)	72.9	72.5

*All district 9-12 and 6-12 schools



Percentage of students at each PSSA achievement level



** Students with an Individual Education Plan (IEP) for special education, excluding students identified as "gifted"

Pittsburgh Carrick High School

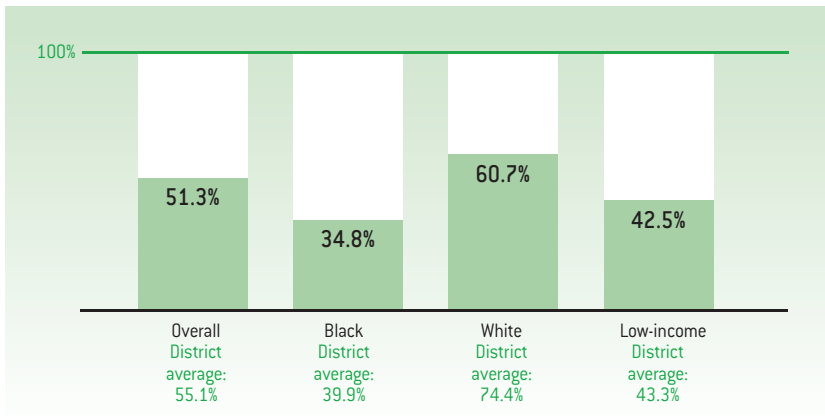
Graduation rate 2009

Carrick: 62.4%
 District average: 82.4%

College/Post-secondary readiness

Percentage of seniors eligible for Pittsburgh Promise scholarship

Grade point average eligibility only



Average SAT scores

	Carrick		National average	
	2007	2008	2009	2010
Critical Reading	437	502	435	501
Mathematics	452	515	452	515

Percentage of students taking the SAT: 50.0%
 District average: 60.7%

Percentage of students taking AP (Advanced Placement) courses

	Overall	Black	White	Low-income
Carrick:	9.4%	1.7%	14.8%	7.2%
District average:	11.6%			

Special education staff 2010-11

Learning support

Family income status

75.5% of students eligible for free/reduced lunch
 District average (9-12): 65.7%

Student disciplinary actions 2008-09

For violence, weapons, and controlled substances

Number of incidents per 100 students: 11.6

Special accomplishments

- Overall Think-A-Thon winner
- 2nd place winner, 2009 PALS World Languages competition
- Student artist won Pittsburgh Technical Institute Scholarship Award

Pittsburgh Langley High School

9-12 neighborhood school with a Teaching Academy magnet program; Horticulture/Landscaping, Health, and Advanced Manufacturing Robotics academies

2940 Sheraden Blvd., 15204 Sheraden
412-778-2100

Principal: Lou Ann Zwierzynski
Number of teachers: 42

Enrollment/Attendance

432 students (1/10)
District average (9-12): 680

African-American: 64.4%
White: 28.2%
Other: 7.4%

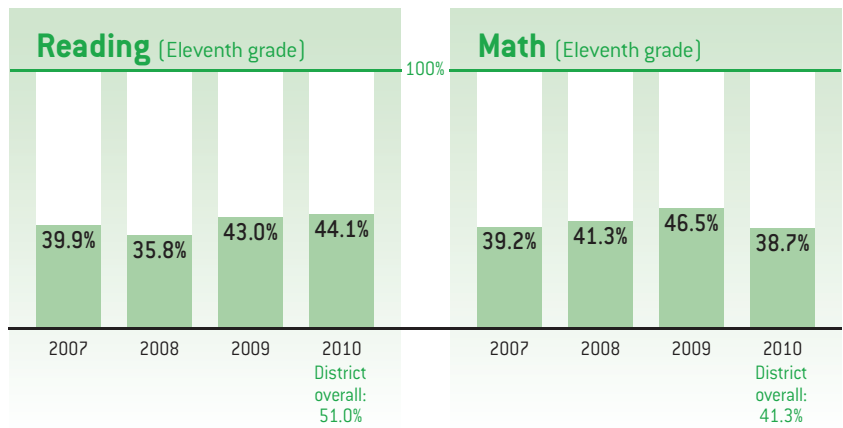
Student stability rate: 75.3%
Principal stability: 2 principals in the last four years

Student daily attendance: 86.5%
Teacher daily attendance: 93.1%

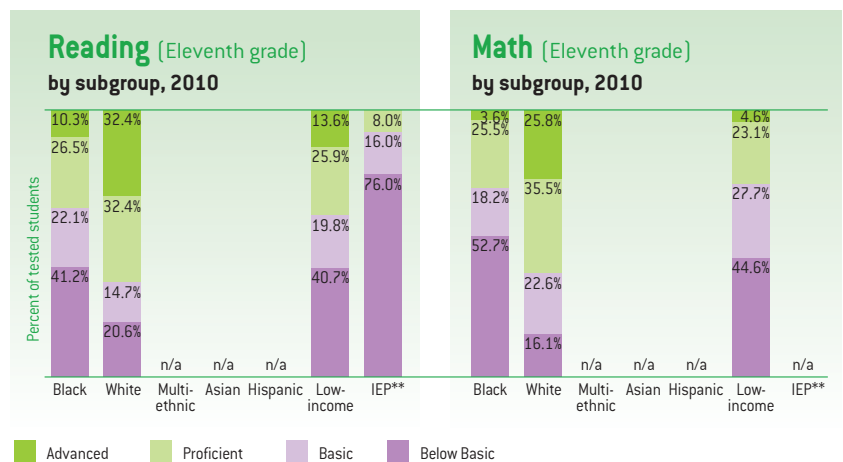
Percentage of students at Proficient/Advanced levels on PSSA tests

	Langley	Districtwide*
Science 2010 (11th)	7.8%	19.8%
Writing 2010 (11th)	81.2	72.5

*All district 9-12 and 6-12 schools



Percentage of students at each PSSA achievement level



** Students with an Individual Education Plan (IEP) for special education, excluding students identified as "gifted"

Pittsburgh Langley High School

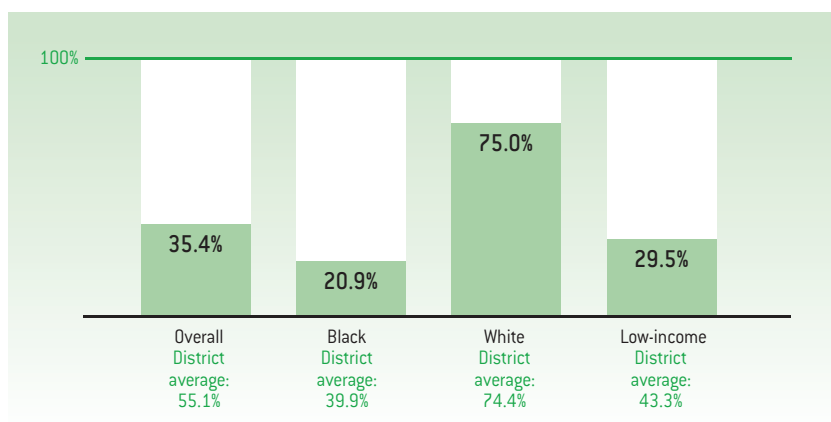
Graduation rate 2009

Langley: 76.7%
District average: 82.4%

College/Post-secondary readiness

Percentage of seniors eligible for Pittsburgh Promise scholarship

Grade point average eligibility only



Average SAT scores

	Langley		National average	
	2007	2008	2009	2010
Critical Reading	404	502	446	502
Mathematics	426	515	467	515

Percentage of students taking the SAT: 52.3%
District average: 60.7%

Percentage of students taking AP (Advanced Placement) courses

	Overall	Black	White	Low-income
Langley:	11.1%	6.8%	22.1%	8.3%
District average:	11.6%			

Special education staff 2010-11

Learning support
Autism support
Life skills support

Family income status

80.6% of students eligible for free/reduced lunch
District average (9-12): 65.7%

Student disciplinary actions 2008-09

For violence, weapons, and controlled substances

Number of incidents per 100 students: 8.8

Special accomplishments

- Students raised money for Haiti
- Citizens Bank Expressions of Freedom writing contest winner

Pittsburgh Oliver High School

9-12 neighborhood school with Law & Public Service and JROTC magnet programs

2323 Brighton Rd., 15212
Marshall-Shadeland
412-323-3250

Principal: Dennis Chakey
Number of teachers: 42

Enrollment/Attendance

416 students (1/10)
District average (9-12): 680

African-American: 82.7%
White: 12.5%
Other: 4.8%

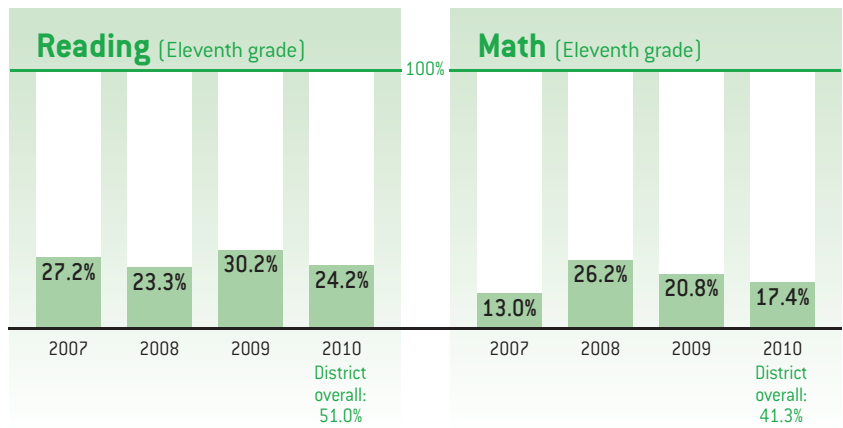
Student stability rate: 67.0%
Principal stability: 2 principals in the last four years

Student daily attendance: 75.9%
Teacher daily attendance: 95.1%

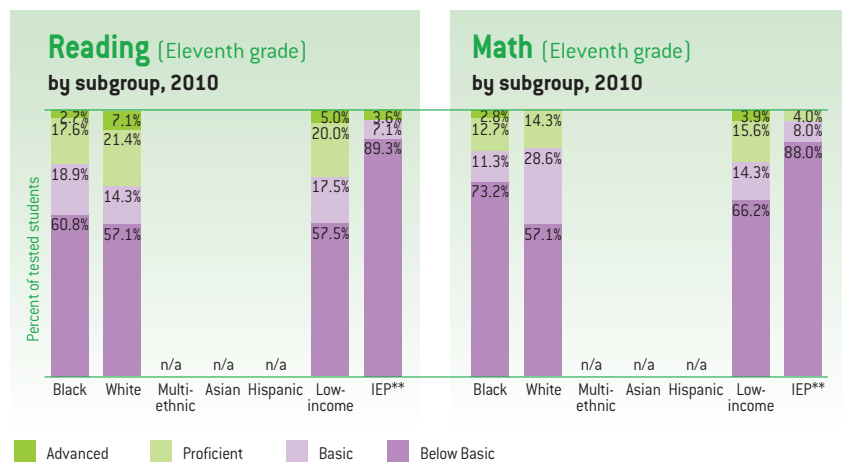
Percentage of students at Proficient/Advanced levels on PSSA tests

	Oliver	Districtwide*
Science 2010 (11th)	2.2%	19.8%
Writing 2010 (11th)	58.1	72.5

*All district 9-12 and 6-12 schools



Percentage of students at each PSSA achievement level



** Students with an Individual Education Plan (IEP) for special education, excluding students identified as "gifted"

Pittsburgh Oliver High School

Graduation rate 2009

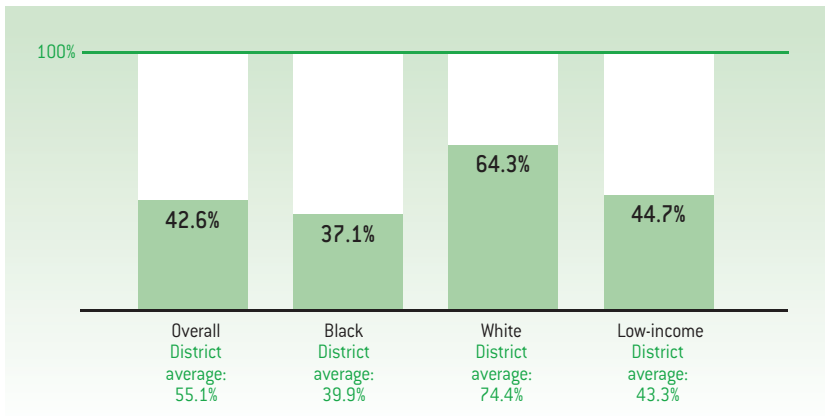
Oliver: 44.7%

District average: 82.4%

College/Post-secondary readiness

Percentage of seniors eligible for Pittsburgh Promise scholarship

Grade point average eligibility only



Average SAT scores

	Oliver		National average	
	2007	2008	2009	2010
Critical Reading	367	502	368	502
Mathematics	362	515	378	515

Percentage of students taking the SAT: 51.0%

District average: 60.7%

Percentage of students taking AP (Advanced Placement) courses

	Overall	Black	White	Low-income
Oliver:	4.3%	3.8%	5.8%	3.2%
District average:	11.6%			

Special education staff 2010-11

Learning support

Family income status

81.7% of students eligible for free/reduced lunch

District average (9-12): 65.7%

Student disciplinary actions 2008-09

For violence, weapons, and controlled substances

Number of incidents per 100 students: 79.4

Special accomplishments

- Boys AAA basketball champions
- Student won 3rd place in USA Judo Youth and Scholastic National Championships
- Student won Art Rooney scholarship

Pittsburgh Peabody High School

9-12 neighborhood school with a Robotics Technology magnet program

515 N. Highland Ave., 15206
 East Liberty
 412-665-2050
 Principal: Kellie Abbott
 Number of teachers: 38

Enrollment/Attendance

449 students (1/10)
 District average (9-12): 680

African-American: 92.7%
 White: 4.0%
 Other: 3.2%

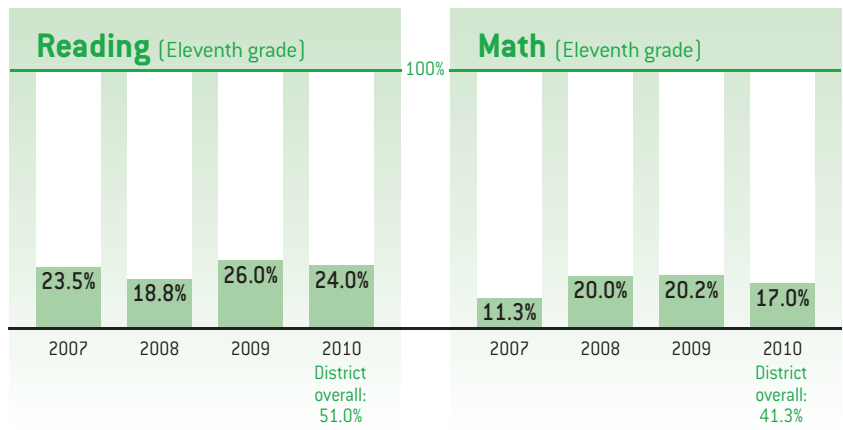
Student stability rate: 71.9%
 Principal stability: 3 principals in the last four years

Student daily attendance: 74.3%
 Teacher daily attendance: 96.1%

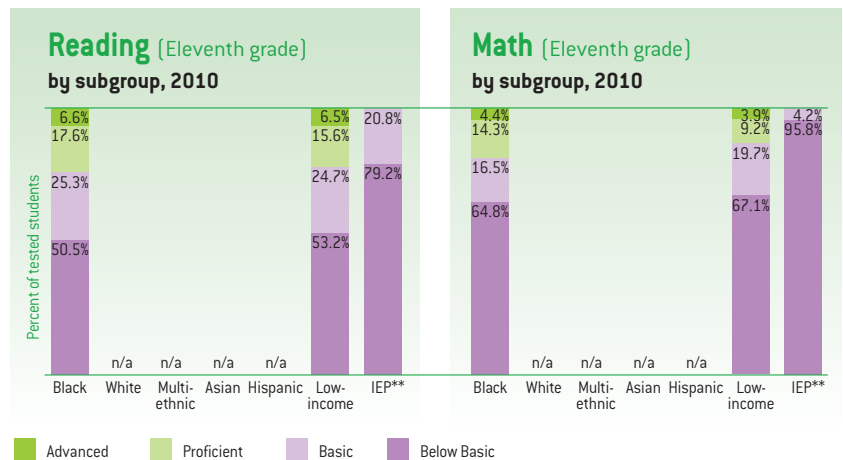
Percentage of students at Proficient/Advanced levels on PSSA tests

	Peabody	Districtwide*
Science 2010 (11th)	3.1%	19.8%
Writing 2010 (11th)	60.6	72.5

*All district 9-12 and 6-12 schools



Percentage of students at each PSSA achievement level



** Students with an Individual Education Plan (IEP) for special education, excluding students identified as "gifted"

Pittsburgh Peabody High School

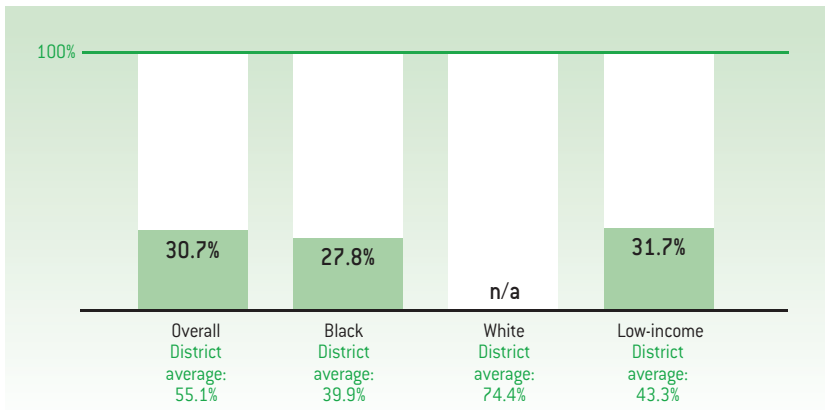
Graduation rate 2009

Peabody: 80.5%
District average: 82.4%

College/Post-secondary readiness

Percentage of seniors eligible for Pittsburgh Promise scholarship

Grade point average eligibility only



Special education staff 2010-11

Learning support
Autism support

Family income status

80.8% of students eligible for free/reduced lunch
District average (9-12): 65.7%

Student disciplinary actions 2008-09

For violence, weapons, and controlled substances
Number of incidents per 100 students: 25.4

Average SAT scores

	Peabody		National average	
	2007	2008	2009	2010
Critical Reading	413	502	380	502
Mathematics	398	515	375	515

Percentage of students taking the SAT: 39.8%
District average: 60.7%

Percentage of students taking AP (Advanced Placement) courses

	Overall	Black	White	Low-income
Peabody:	4.2%	4.1%	0.0%	2.8%
District average:	11.6%			

Special accomplishments

- Student artists won Andy Warhol Museum Award and Eleanor Friedberg Family Awards
- Students raised money and collected donations for Haiti
- Students sponsored carnival for senior center residents

Pittsburgh Perry High School

9-12 Traditional Academy magnet school with a Math & Science magnet program

3875 Perrysville Ave., 15214
 Perry North
 412-323-3400
 Principal: Nina Sacco
 Number of teachers: 54

Enrollment/Attendance

745 students (1/10)
 District average (9-12): 680

African-American: 66.0%
 White: 29.9%
 Other: 4.0%

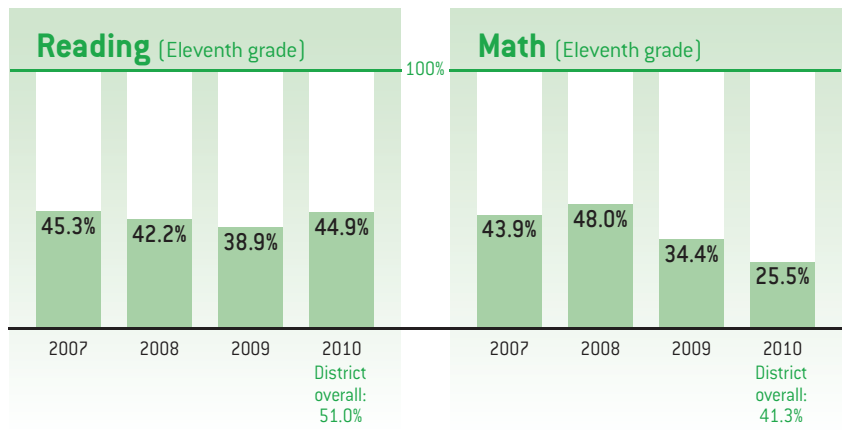
Student stability rate: 89.8%
 Principal stability: 2 principals in the last four years

Student daily attendance: 87.5%
 Teacher daily attendance: 90.4%

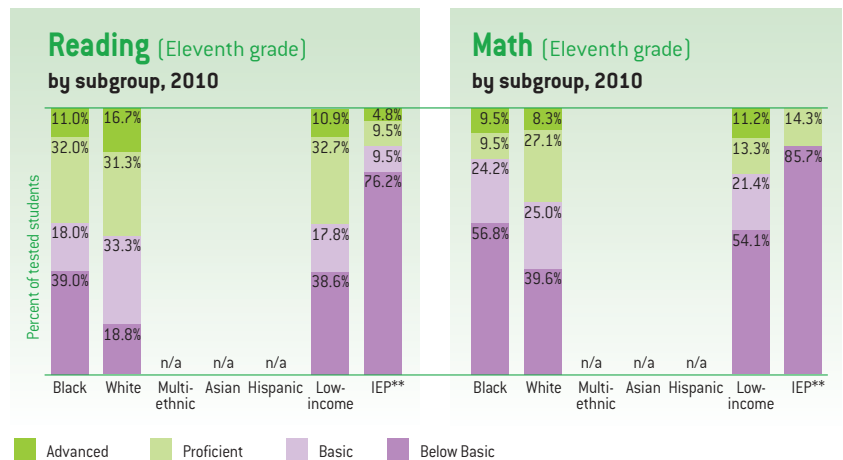
Percentage of students at Proficient/Advanced levels on PSSA tests

	Perry	Districtwide*
Science 2010 (11th)	10.0%	19.8%
Writing 2010 (11th)	65.5	72.5

*All district 9-12 and 6-12 schools



Percentage of students at each PSSA achievement level



** Students with an Individual Education Plan (IEP) for special education, excluding students identified as "gifted"

Pittsburgh Perry High School

Graduation rate 2009

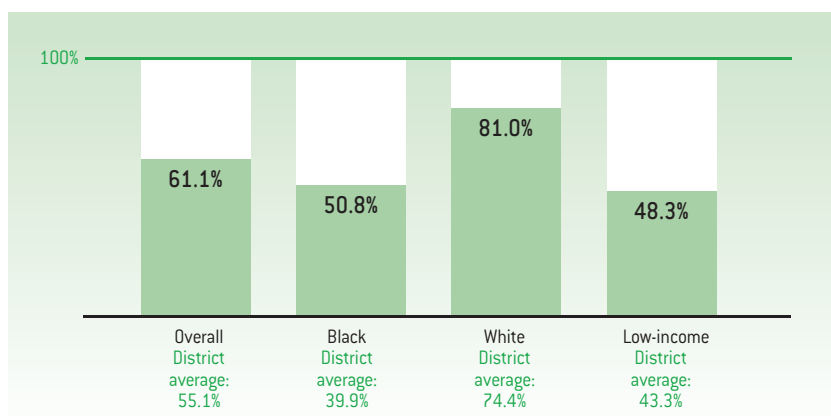
Perry: 94.5%

District average: 82.4%

College/Post-secondary readiness

Percentage of seniors eligible for Pittsburgh Promise scholarship

Grade point average eligibility only



Average SAT scores

	Perry		National average	
	2007	2008	2009	2010
Critical Reading	418	502	441	502
Mathematics	419	515	436	515

Percentage of students taking the SAT: 54.1%

District average: 60.7%

Percentage of students taking AP (Advanced Placement) courses

	Overall	Black	White	Low-income
Perry:	6.7%	5.7%	7.6%	7.1%
District average:	11.6%			

Special education staff 2010-11

Learning support
Autism support

Family income status

69.8% of students eligible for free/reduced lunch
District average (9-12): 65.7%

Student disciplinary actions 2008-09

For violence, weapons, and controlled substances

Number of incidents per 100 students: 33.6

Special accomplishments

- 2009-10 City League girls basketball and boys wrestling; girls AAA basketball champions
- Student won Art Rooney Scholarship
- Student artist won Associated Artists of Pittsburgh Centennial award

Pittsburgh Schenley High School

9-12 neighborhood school with International Baccalaureate and Robotics Technology magnet programs (grade 12 only in 2010-11)

129 Denniston Ave., 15206 Shadyside
 412-622-2260
 Principal: Sophia Facaros
 Number of teachers: 32

Enrollment/Attendance

405 students (1/10)
 District average (9-12): 680

African-American: 70.9%
 White: 20.7%
 Other: 8.5%

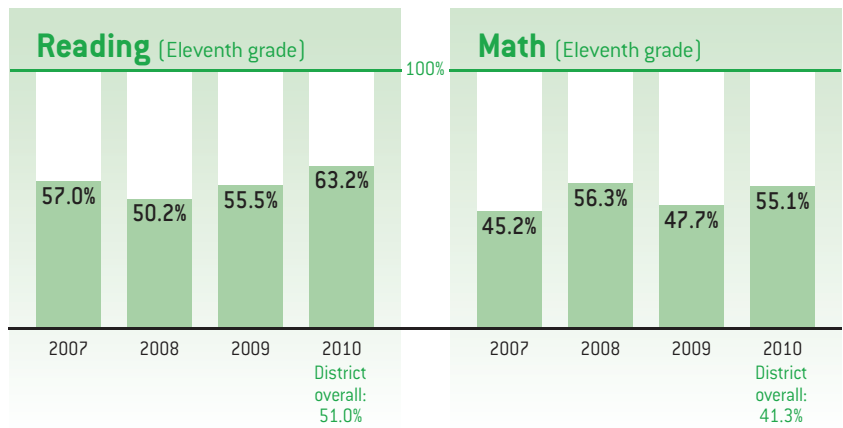
Student stability rate: 88.9%
 Principal stability: 1 principal in the last four years

Student daily attendance: 88.1%
 Teacher daily attendance: 94.0%

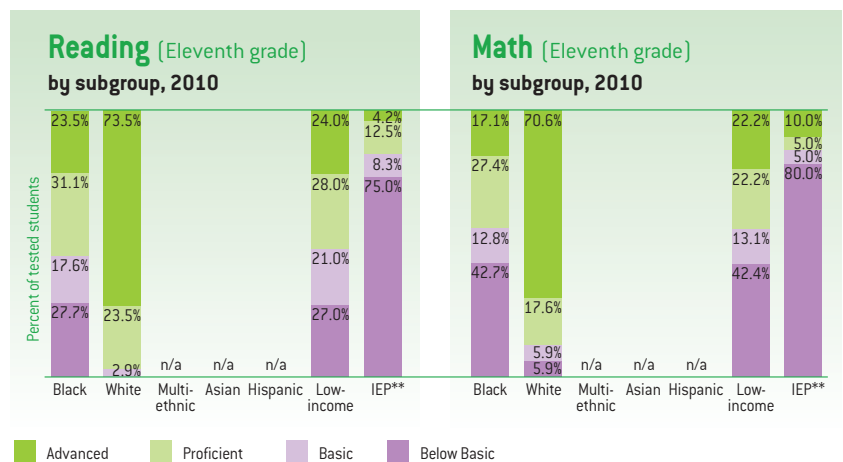
Percentage of students at Proficient/Advanced levels on PSSA tests

	Schenley	Districtwide*
Science 2010 (11th)	23.1%	19.8%
Writing 2010 (11th)	84.2	72.5

*All district 9-12 and 6-12 schools



Percentage of students at each PSSA achievement level



** Students with an Individual Education Plan (IEP) for special education, excluding students identified as "gifted"

Pittsburgh Schenley High School

Graduation rate 2009

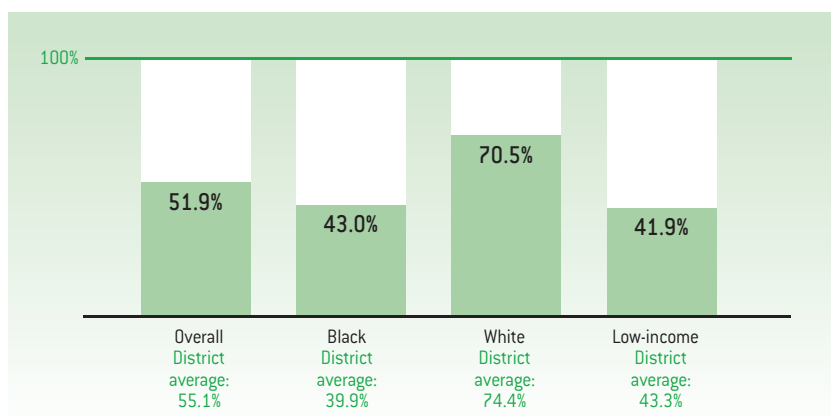
Schenley: 89.7%

District average: 82.4%

College/Post-secondary readiness

Percentage of seniors eligible for Pittsburgh Promise scholarship

Grade point average eligibility only



Average SAT scores

	Schenley		National average	
	2007	2008	2009	2010
Critical Reading	456	502	476	501
Mathematics	474	515	485	515

Percentage of students taking the SAT: 67.4%

District average: 60.7%

Percentage of students taking AP (Advanced Placement) courses ***

	Overall	Black	White	Low-income
Schenley:	0.0%	0.0%	0.0%	0.0%
District average:	11.6%			

Percentage of students taking at least one course in the IB (International Baccalaureate) program: 39.8%

*** Some IB courses prepare students for the AP exams.

Special education staff 2010-11

Learning support
Hearing impaired support
Life skills support

Family income status

59.0% of students eligible for free/reduced lunch
District average (9-12): 65.7%

Student disciplinary actions 2008-09

For violence, weapons, and controlled substances

Number of incidents per 100 students: 0

Special accomplishments

- 2009-10 City League football; boys and girls soccer, volleyball, track and relays; and boys swimming champions
- Multiple Gene Kelly awards
- Student filmmakers won Westinghouse N-Vision Forms of Energy video contest and premiered work at Pittsburgh Filmmakers
- PA Golden Globe award for exemplary foreign language programs

Pittsburgh Westinghouse High School

9-12 neighborhood school with a Cosmetology magnet program, Science and Math program

1101 N. Murtland Ave., 15208
 Homewood
 412-665-3940
 Principal: Shawn McNeil
 Number of teachers: 25

Enrollment/Attendance

311 students (1/10)
 District average (9-12): 680

African-American: 98.1%
 White: 0.0%
 Other: 1.9%

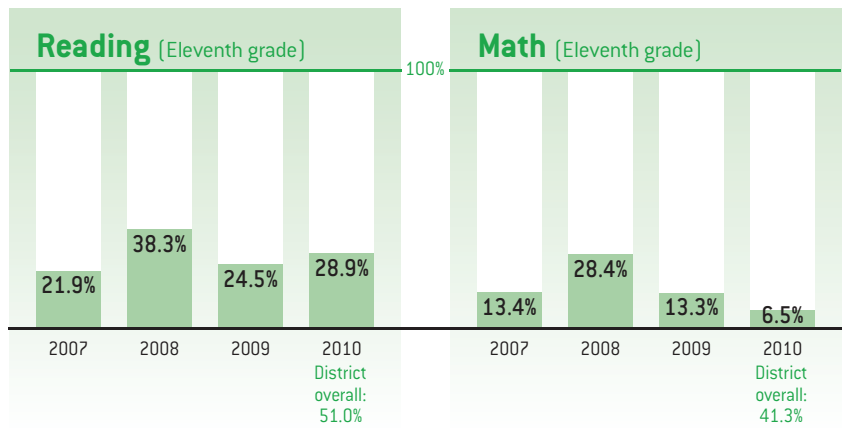
Student stability rate: 75.4%
 Principal stability: 2 principals in the last four years

Student daily attendance: 82.5%
 Teacher daily attendance: 95.7%

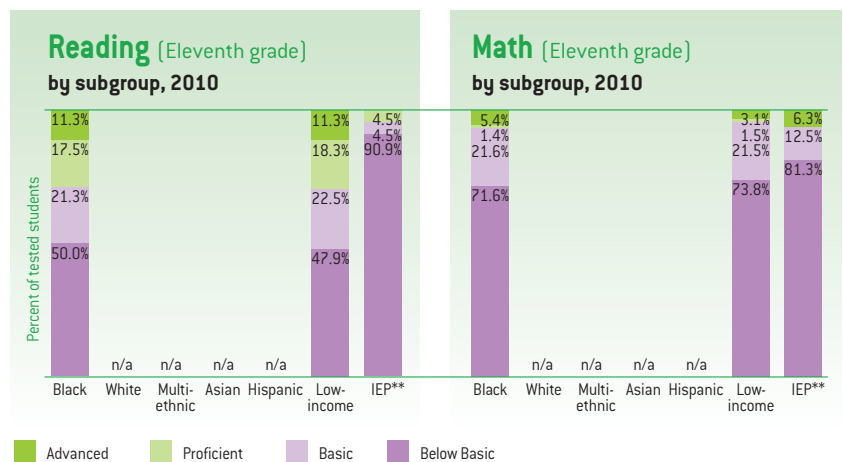
Percentage of students at Proficient/Advanced levels on PSSA tests

	Westinghouse	Districtwide*
Science 2010 (11th)	2.7%	19.8%
Writing 2010 (11th)	52.6	72.5

*All district 9-12 and 6-12 schools



Percentage of students at each PSSA achievement level



** Students with an Individual Education Plan (IEP) for special education, excluding students identified as "gifted"

Pittsburgh Westinghouse High School

Graduation rate 2009

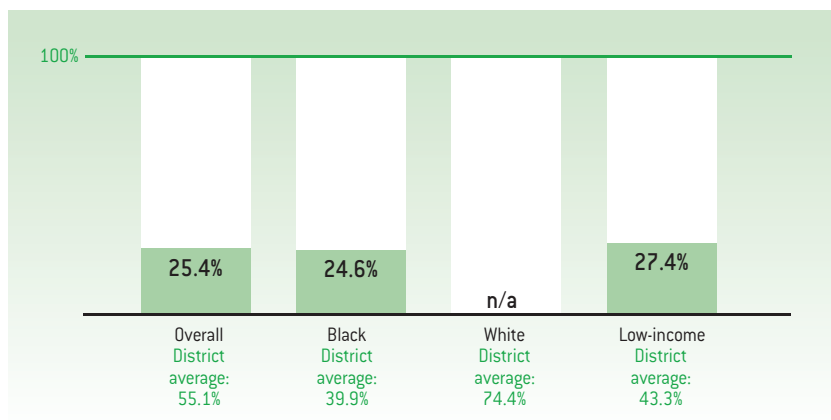
Westinghouse: 67.6%

District average: 82.4%

College/Post-secondary readiness

Percentage of seniors eligible for Pittsburgh Promise scholarship

Grade point average eligibility only



Average SAT scores

	Westinghouse		National average	
	2007	2008	2009	2010
Critical Reading	380	502	354	502
Mathematics	359	515	402	515

Percentage of students taking the SAT: 57.4%

District average: 60.7%

Percentage of students taking AP (Advanced Placement) courses

	Overall	Black	White	Low-income
Westinghouse:	2.6%	2.6%	n/a	2.6%
District average:	11.6%			

Special education staff 2010-11

Learning support

Family income status

85.9% of students eligible for free/reduced lunch

District average (9-12): 65.7%

Student disciplinary actions 2008-09

For violence, weapons, and controlled substances

Number of incidents per 100 students: 14.2

Special accomplishments

- Girls basketball coach inducted into PA Sports Hall of Fame