

Pittsburgh's 6-12 schools

In the 2009-10 school year:

The average 6-12 school had 529 students and 41 teachers.

93.0% of 6-12 students attended school on the average day.

94.9% of 6-12 teachers attended school on the average day.

52.8% of 6-12 students were eligible for free or reduced price lunch (a measure of family poverty).

Stability

Student stability rate: 93.4%

Principal stability, 2007-10: n/a

Student disciplinary actions 2008-09

For violence, weapons, and controlled substances

Average number of incidents per 100 students: 58.6

Percentage of students at Proficient/Advanced levels on PSSA tests

Until all district 6-12 schools have a full complement of grades, some aggregate information can't be shown. CAPA achievement information is included in the tables and charts that show districtwide score ranges for grades 6-8 (pages 43 and 79) and for grades 9-12 (page 93). For similar information for Milliones, Obama, and the Science & Technology Academy, see the 6-8 table and chart on page 43 or 79. State achievement and special education information also can be found on those pages.

Pittsburgh CAPA 6-12

Creative & Performing Arts magnet school

111 Ninth St., 15222

Downtown

412-338-6100

Principal: Melissa Pearlman

Number of teachers: 60

Enrollment/Attendance

870 students (1/10)

District average (6-12): 529

African-American: 31.8%

White: 58.5%

Multi-ethnic: 5.7%

Asian: 2.5%

Other: 1.4%

Student stability rate: 97.8%

Principal stability: n/a

Student daily attendance: 94.6%

Teacher daily attendance: 94.5%

Special education staff 2010-11

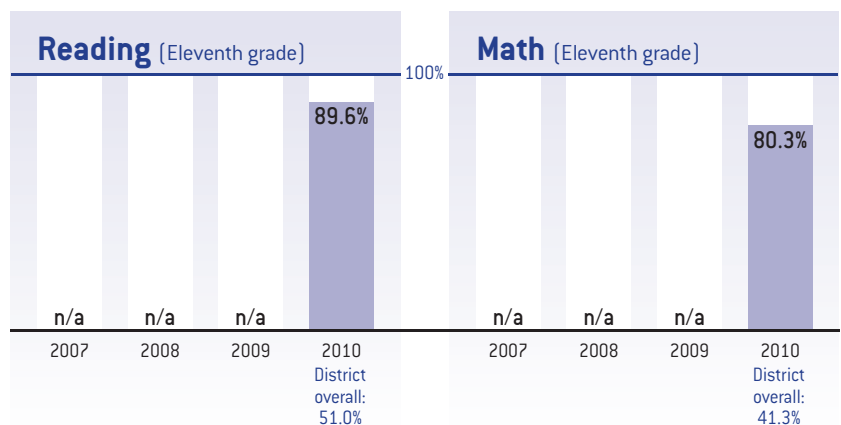
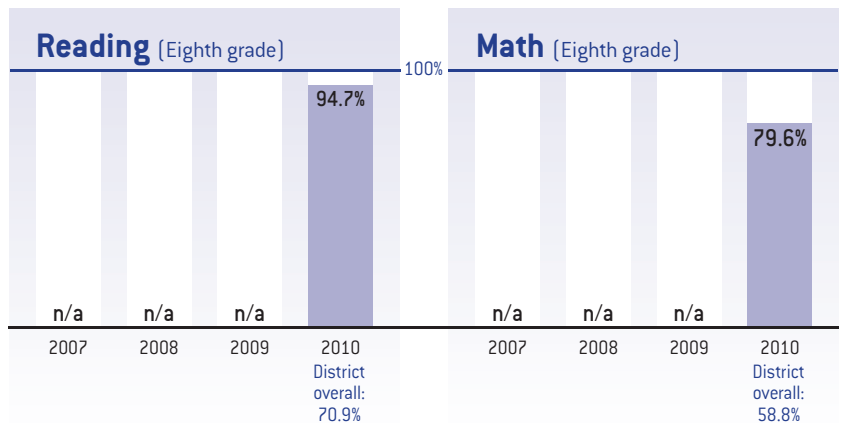
Learning support

CAPA was considered "new" in 2009-10 because it was reconfigured as a 6-12 school.

Percentage of students at Proficient/Advanced levels on PSSA tests

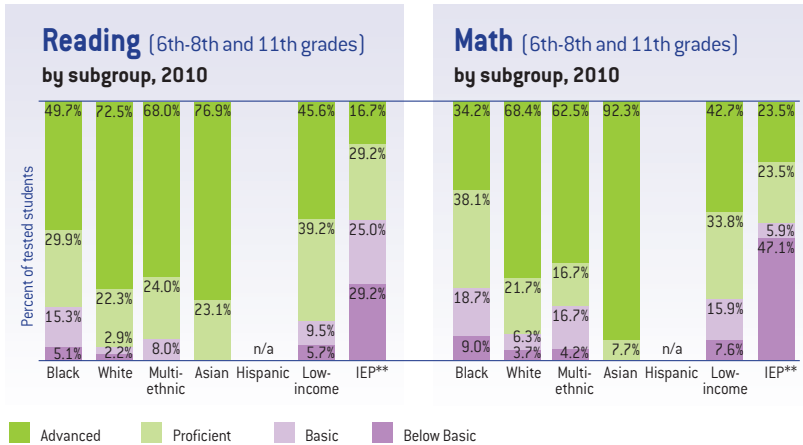
	CAPA	Districtwide*
Reading 2010 (6th)	85.3%	52.9%
Math 2010 (6th)	93.5	65.5
Science 2010 (8th)	71.1	32.1
Writing 2010 (8th)	90.2	60.4
Science 2010 (11th)	48.2	19.8
Writing 2010 (11th)	99.3	72.5

*All district 6-12, K-8, middle, and 9-12 schools



Pittsburgh CAPA 6-12

Percentage of students at each PSSA achievement level



** Students with an Individual Education Plan (IEP) for special education, excluding students identified as "gifted"

Graduation rate 2009

CAPA: n/a

District average: 82.4%

College/Post-secondary readiness

Percentage of seniors eligible for Pittsburgh Promise scholarship

Grade point average eligibility only

	Overall	Black	White	Low-income
CAPA:	85.1%	79.5%	89.6%	78.6%
District average:	85.1%			

Average SAT scores

	CAPA				National average			
	2007	2008	2009	2010	2007	2008	2009	2010
Critical Reading	520	502	525	502	532	501	535	501
Mathematics	480	515	502	515	505	515	516	516

Percentage of students taking the SAT: 92.3%

District average: 60.7%

Percentage of students taking AP (Advanced Placement) courses

	Overall	Black	White	Low-income
CAPA:	26.9%	20.2%	31.6%	51.6%
District average:	10.3%			

Family income status

32.1% of students eligible for free/reduced lunch

District average (6-12): 52.8%

Student disciplinary actions 2008-09

For violence, weapons, and controlled substances

Number of incidents per 100 students: 1.6

Special accomplishments

- U.S. News & World Report Bronze Medal school
- Instrumental student performed at the White House
- Creative writing student won top prize in national Scholastic Art & Writing Awards
- Film students won C.A.U.S.E. Challenge High School Film Festival environmental award and C.A.F.E. award

Pittsburgh Millions 6-12

Neighborhood school with a magnet entrance option, post-secondary focus (grades 6-11 in 2010-11)

3117 Centre Ave., 15219
Hill District
412-622-9900

Principal: Derrick Hardy
Number of teachers: 30

Enrollment/Attendance

392 students (1/10)
District average (6-12): 529

African-American: 95.4%
White: 1.3%
Other: 3.4%

Student stability rate: 82.3%
Principal stability: n/a

Student daily attendance: 87.3%
Teacher daily attendance: 96.6%

Special education staff 2010-11

Learning support
Therapeutic emotional support

Family income status

81.6% of students eligible for free/reduced lunch
District average (6-12): 52.8%

Student disciplinary actions 2008-09

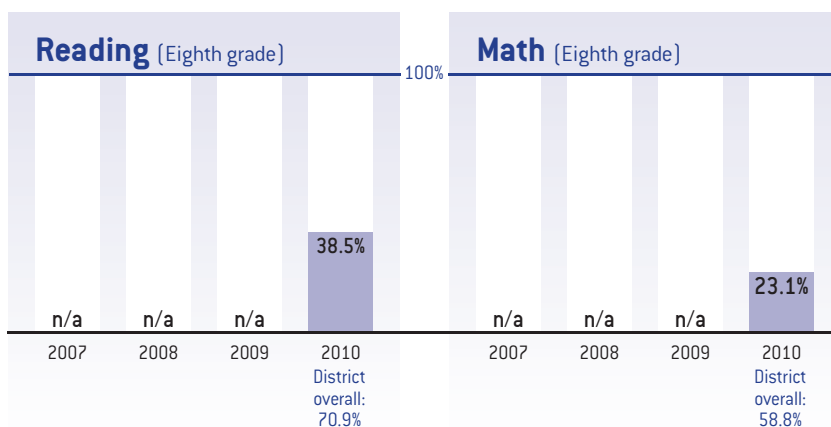
For violence, weapons, and controlled substances
Number of incidents per 100 students: 115.6

Millions did not have an 11th grade in 2009-10.

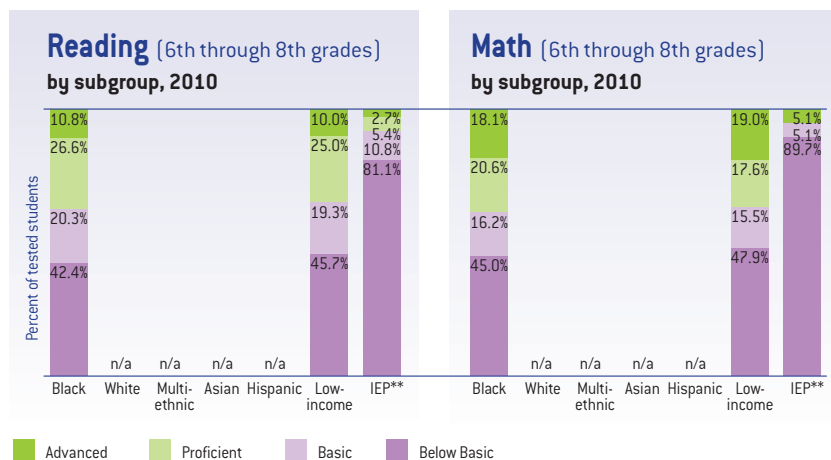
Percentage of students at Proficient/Advanced levels on PSSA tests

	Milliones	Districtwide*
Reading 2010 (6th)	25.4%	52.9%
Math 2010 (6th)	41.5	65.5
Science 2010 (8th)	9.6	32.1
Writing 2010 (8th)	30.2	60.4

*All district 6-12, K-8, middle, and 9-12 schools



Percentage of students at each PSSA achievement level



** Students with an Individual Education Plan (IEP) for special education, excluding students identified as "gifted"

Special accomplishments

- Students raised money for Haiti

Pittsburgh Obama 6-12

International Baccalaureate magnet school (grades 6-11 in 2010-11)

129 Denniston Ave., 15206 Shadyside
412-622-5980

Principal: Wayne Walters
Number of teachers: 48

Enrollment/Attendance

613 students (1/10)
District average (6-12): 529

African-American: 66.9%
White: 24.1%
Multi-ethnic: 5.5%
Other: 3.5%

Student stability rate: 95.1%
Principal stability: n/a

Student daily attendance: 94.8%
Teacher daily attendance: 93.9%

Special education staff 2010-11

Learning support

Family income status

56.1% of students eligible for free/reduced lunch
District average (6-12): 52.8%

Student disciplinary actions 2008-09

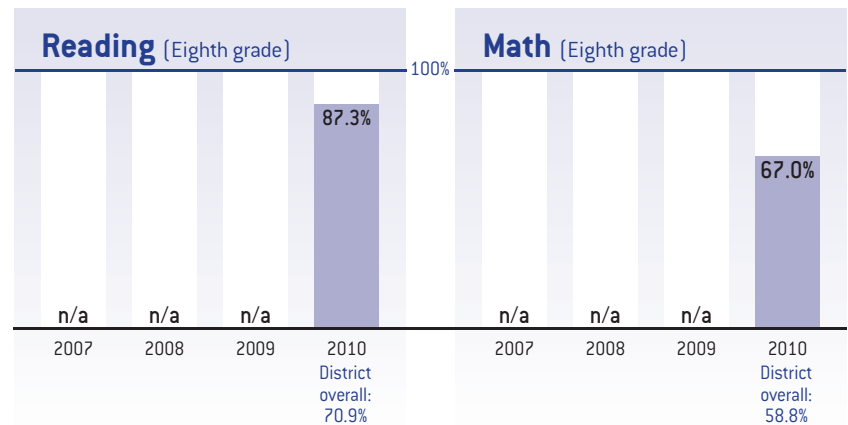
For violence, weapons, and controlled substances
Number of incidents per 100 students: n/a

Obama did not have an 11th grade in 2009-10.

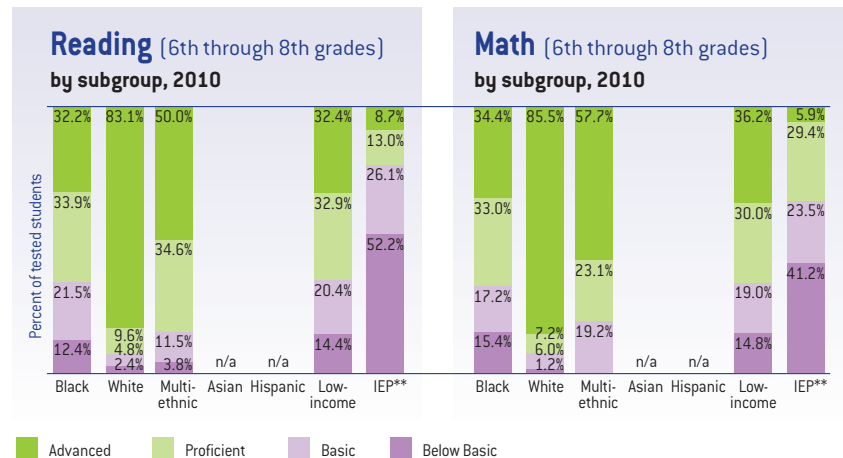
Percentage of students at Proficient/Advanced levels on PSSA tests

	Obama	Districtwide*
Reading 2010 (6th)	72.9%	52.9%
Math 2010 (6th)	84.0	65.5
Science 2010 (8th)	51.7	32.1
Writing 2010 (8th)	77.7	60.4

* All district 6-12, K-8, middle, and 9-12 schools



Percentage of students at each PSSA achievement level



** Students with an Individual Education Plan (IEP) for special education, excluding students identified as "gifted"

Special accomplishments

- 2009-10 Interscholastic boys and girls swimming; girls cross country, volleyball, and soccer; and boys basketball champions
- 6th grader and 7th grader were city finalists, 24 Challenge math competition

Pittsburgh Science & Technology Academy 6-12

Science & Technology magnet school
 (grades 6-10 in 2010-11)
 107 Thackeray St., 15213
 Oakland
 412-325-7620
 Principal: Robert Scherrer
 Number of teachers: 25

Enrollment/Attendance

240 students (1/10)
 District average (6-12): 529

African-American: 53.8%
 White: 39.6%
 Other: 6.7%

Student stability rate: 94.1%
 Principal stability: n/a

Student daily attendance: 91.4%
 Teacher daily attendance: 95.6%

Special education staff 2010-11

Learning support

Family income status

68.8% of students eligible for free/reduced lunch
 District average (6-12): 52.8%

Student disciplinary actions 2008-09

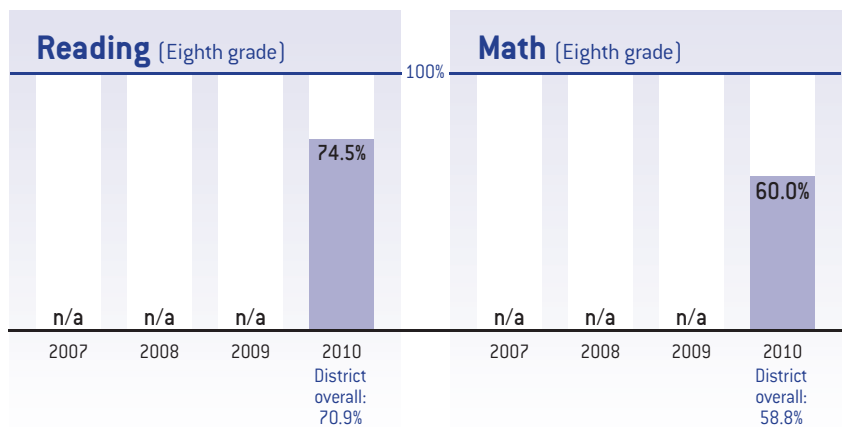
For violence, weapons, and controlled substances
 Number of incidents per 100 students: n/a

Science & Technology did not have an 11th grade in 2009-10.

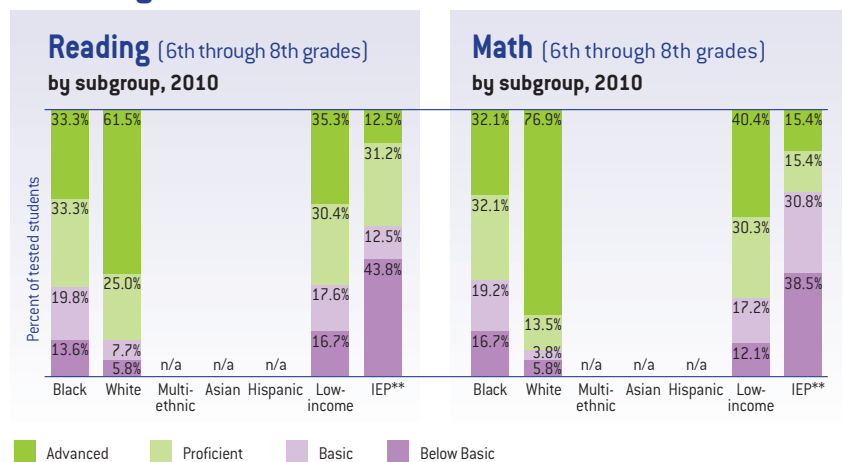
Percentage of students at Proficient/Advanced levels on PSSA tests

	Sci-Tech	Districtwide*
Reading 2010 (6th)	71.4%	52.9%
Math 2010 (6th)	81.6	65.5
Science 2010 (8th)	38.3	32.1
Writing 2010 (8th)	68.1	60.4

* All district 6-12, K-8, middle, and 9-12 schools



Percentage of students at each PSSA achievement level



** Students with an Individual Education Plan (IEP) for special education, excluding students identified as "gifted"

Special accomplishments

- PA Junior Academy of Science winners
- Students raised money for Haiti
- Teachers published poetry and scientific papers