

Pittsburgh's middle schools

In the 2007-08 school year:

The average middle school had 374 students and 25 teachers.

92.5% of middle school students attended school on the average day.

98.0% of middle school teachers attended school on the average day.

68.1% of middle school students were eligible for free or reduced-price lunch (a measure of family poverty).

Stability

Student stability rate: 89.3%

Principal stability, 2005-08:

4 middle schools had 1 principal.

2 schools had 2 principals.

1 school had 3 principals.

Student disciplinary actions 2006-07

For violence, weapons, and controlled substances

Average number of incidents: 245

Average number of incidents per 100 students: 58.9

Average number of expulsions: < 1

Special education*

PSSA participation: Percentage of students who took PSSAs

Reading (6th through 8th grades): 96.1%

Math (6th through 8th grades): 96.4%

PASA participation 2006-07: Number of students who took PASAs

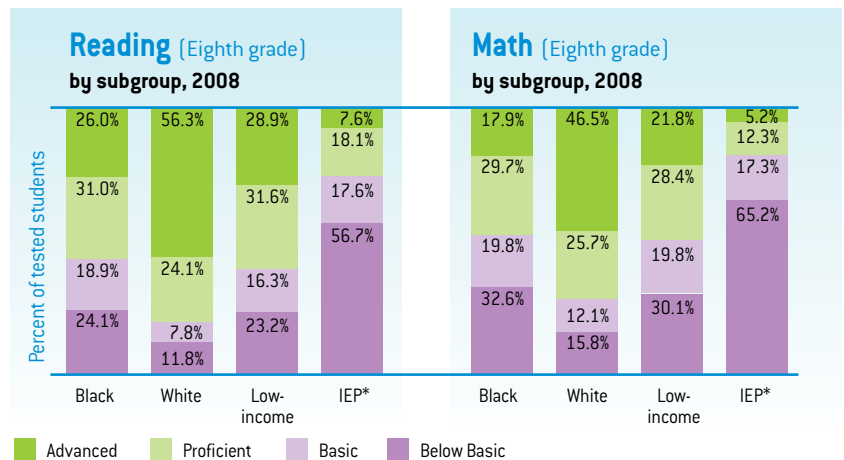
PASA is an alternate state test.

	Reading	Math
8th grade	28	27

Percentage of students at Proficient/Advanced levels on PSSA tests (middle and K-8)

Reading 2008 (6th)	45.8%
Math 2008 (6th)	58.5
Writing 2008 (8th)	55.3

Percentage of students at each PSSA achievement level (middle and K-8)



* Students with an Individual Education Plan (IEP) for special education, excluding students identified as "gifted"

Numbers and percents refer to all students at that grade level, whether they attend an elementary or a K-8 school.

Pittsburgh Allegheny 6-8

Traditional Academy magnet school

810 Arch St., 15212
 Allegheny Center
 412-323-4115
 Principal: Toni Kendrick
 Number of teachers: 19

Enrollment/Attendance

282 students (1/08)
 District average (middle): 374

African-American: 60.6%
 White: 34.4%
 Other: 5.0%

Student stability rate: 95.2%
 Principal stability: 3 principals in the last four years

Student daily attendance: 94.1%
 Teacher daily attendance: 98.2%

Special education

Learning support
 Emotional support

Family income status

81.9% of students eligible for free/reduced lunch.
 District average (middle): 68.1%

Student disciplinary actions 2006-07

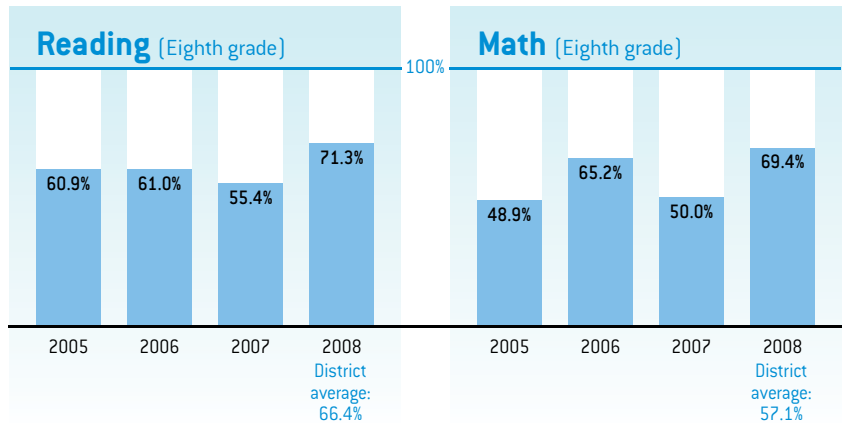
For violence, weapons, and controlled substances

Number of incidents: 322
 Number of incidents per 100 students: 102.2
 Number of expulsions: 0

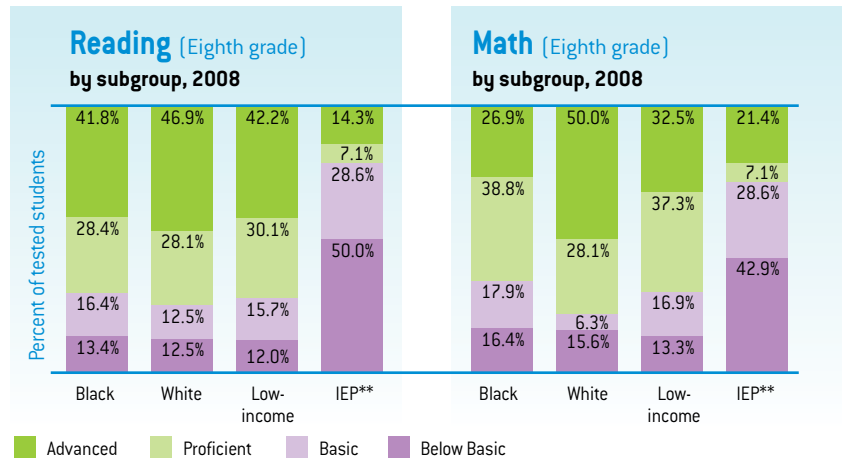
Percentage of students at Proficient/Advanced levels on PSSA tests

	Allegheny	Districtwide*
Reading 2008 (6th)	29.4%	45.8%
Math 2008 (6th)	66.3	58.5
Writing 2008 (8th)	39.6	55.3

*All district middle and K-8 schools



Percentage of students at each PSSA achievement level



** Students with an Individual Education Plan (IEP) for special education, excluding students identified as "gifted"

Special accomplishments

- Carson Scholarship recipient

Pittsburgh Arsenal 6-8

Neighborhood school

220 40th St., 15201

Lawrenceville

412-622-5740

Principal: Debra Rucki

Number of teachers: 33

Enrollment/Attendance

465 students (1/08)

District average (middle): 374

African-American: 84.3%

White: 10.8%

Other: 4.9%

Student stability rate: 76.0%

Principal stability: n/a

Student daily attendance: 91.9%

Teacher daily attendance: 98.7%

Special education

Learning support

Emotional support

Life skills support

Therapeutic emotional support

Family income status

94.2% of students eligible for free/reduced lunch.

District average (middle): 68.1%

Student disciplinary actions 2006-07

For violence, weapons, and controlled substances

Number of incidents: 234

Number of incidents per 100 students: 42.7

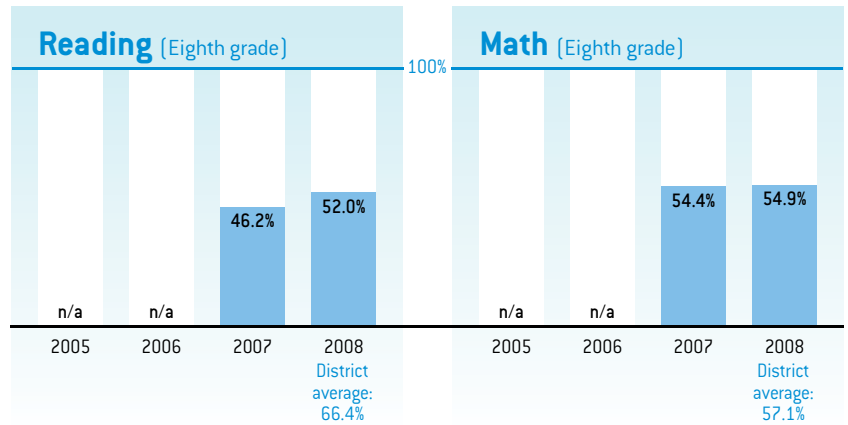
Number of expulsions: 0

Arsenal was considered "new" in 2006-07 due to significant changes in student population.

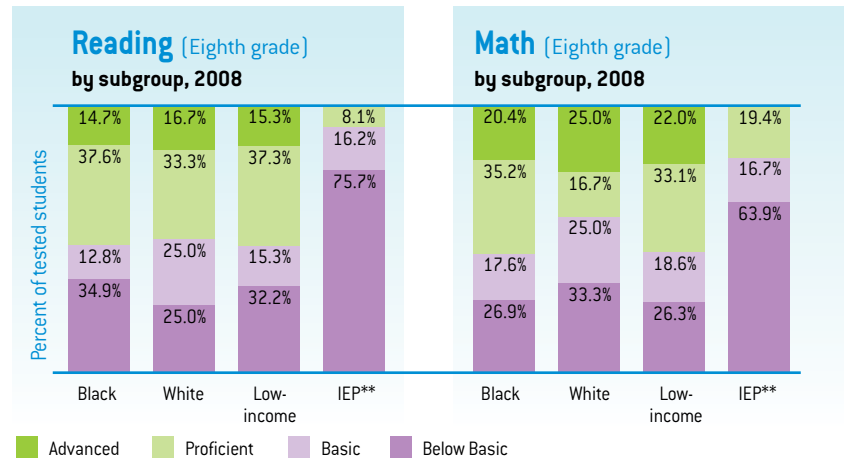
Percentage of students at Proficient/Advanced levels on PSSA tests

	Arsenal	Districtwide*
Reading 2008 (6th)	21.1%	45.8%
Math 2008 (6th)	41.9	58.5
Writing 2008 (8th)	32.5	55.3

*All district middle and K-8 schools



Percentage of students at each PSSA achievement level



** Students with an Individual Education Plan (IEP) for special education, excluding students identified as "gifted"

Special accomplishments

- African-American Heritage Art and Essay contest, "Do the Right Thing" essay contest winners
- 1st place winner, Pittsburgh Pirates Jackie Robinson essay and poetry contest
- Carson Scholarship recipient

Pittsburgh Classical 6-8

Classical Academy magnet school

1463 Chartiers Ave., 15220

Crafton Heights

412-928-3110

Principal: Valerie Merlo

Number of teachers: 28

Enrollment/Attendance

356 students (1/08)

District average (middle): 374

African-American: 42.4%

White: 51.4%

Other: 6.2%

Student stability rate: 94.9%

Principal stability: 1 principal in the last four years

Student daily attendance: 94.0%

Teacher daily attendance: 98.1%

Special education

Learning support

Emotional support

Autistic support

Multiple disabilities support

Family income status

62.6% of students eligible for free/reduced lunch.

District average (middle): 68.1%

Student disciplinary actions 2006-07

For violence, weapons, and controlled substances

Number of incidents: 59

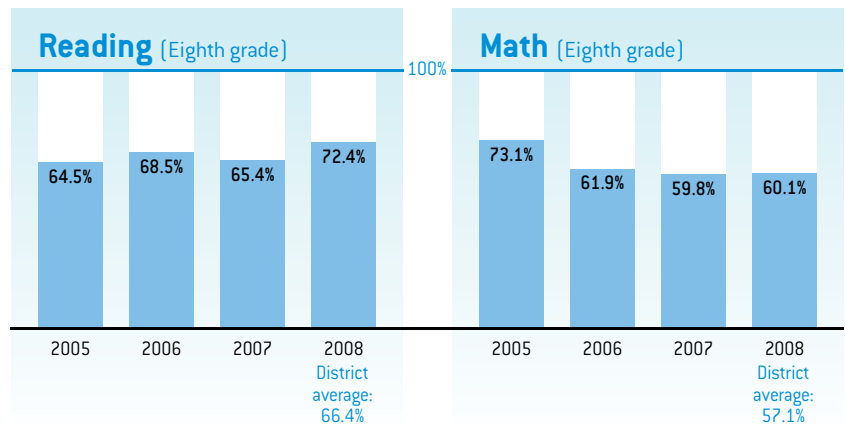
Number of incidents per 100 students: 17.3

Number of expulsions: 0

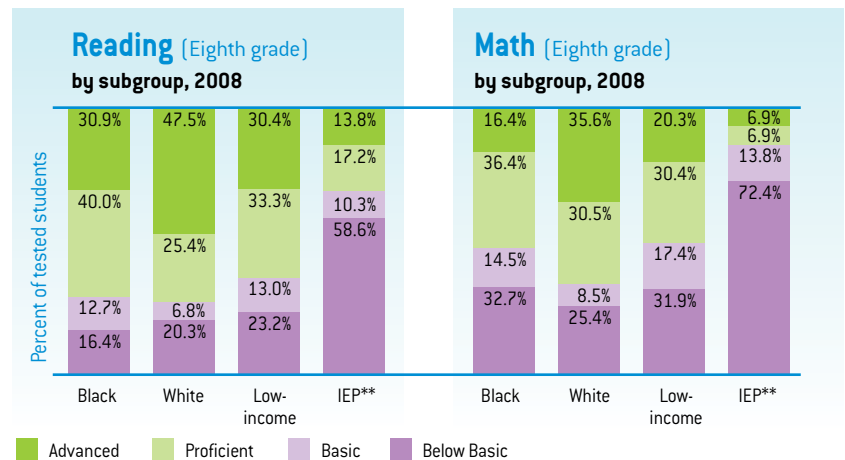
Percentage of students at Proficient/Advanced levels on PSSA tests

	Classical	Districtwide*
Reading 2008 (6th)	56.1%	45.8%
Math 2008 (6th)	62.3	58.5
Writing 2008 (8th)	56.2	55.3

*All district middle and K-8 schools



Percentage of students at each PSSA achievement level



** Students with an Individual Education Plan (IEP) for special education, excluding students identified as "gifted"

Special accomplishments

- Think-A-Thon winners
- Carson Scholarship recipients
- African American History Challenge Bowl winners

Pittsburgh Frick 6-9

International Studies magnet school

107 Thackeray St., 15213
 Oakland
 412-622-5980
 Principal: Wayne Walters
 Number of teachers: 28

Enrollment/Attendance

488 students (1/08)
 District average (middle): 374

African-American: 65.0%
 White: 24.8%
 Other: 10.2%

Student stability rate: 96.8%
 Principal stability: 1 principal in the last four years

Student daily attendance: 94.5%
 Teacher daily attendance: 98.2%

Special education

Learning support
 Emotional support

Family income status

60.5% of students eligible for free/reduced lunch.
 District average (middle): 68.1%

Student disciplinary actions 2006-07

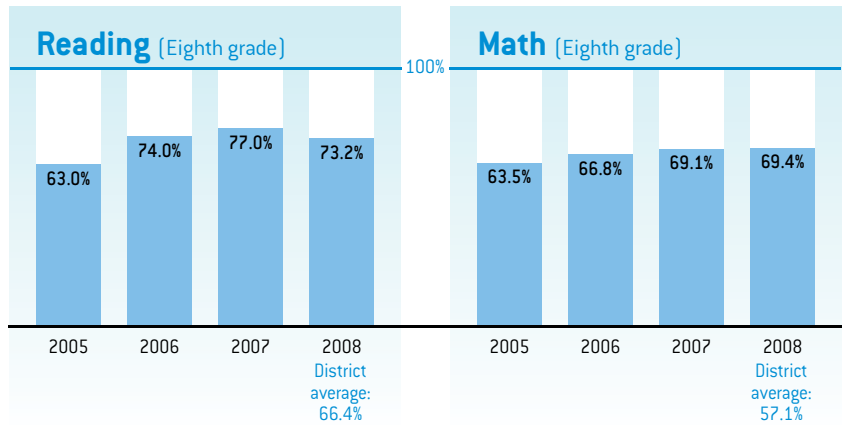
For violence, weapons, and controlled substances

Number of incidents: 359
 Number of incidents per 100 students: 66.9
 Number of expulsions: 1

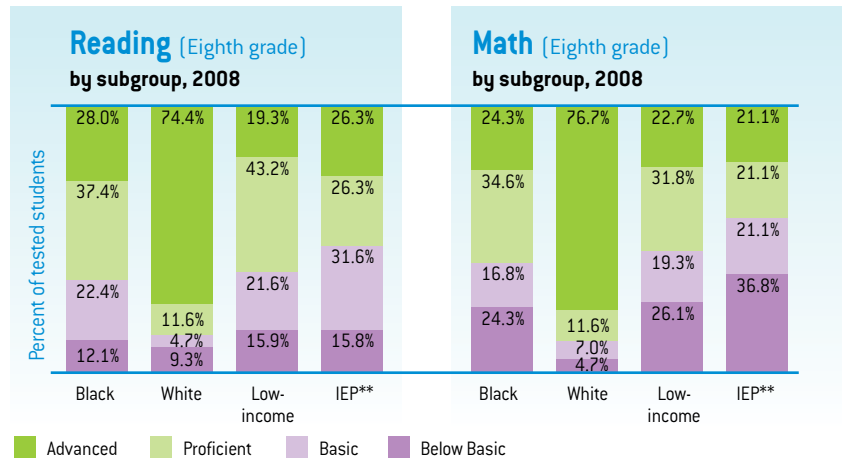
Percentage of students at Proficient/Advanced levels on PSSA tests

	Frick	Districtwide*
Reading 2008 (6th)	59.1%	45.8%
Math 2008 (6th)	78.5	58.5
Writing 2008 (8th)	64.1	55.3

*All district middle and K-8 schools



Percentage of students at each PSSA achievement level



** Students with an Individual Education Plan (IEP) for special education, excluding students identified as "gifted"

Special accomplishments

- Multiple 2007-08 interscholastic sports championships
- African-American Heritage Art and Essay contest winner
- Carson Scholarship recipients

Pittsburgh Rogers CAPA 6-8 (A Creative and Performing Arts Academy)

Arts magnet school

5525 Columbo St., 15206

Garfield

412-665-2000

Principal: Ronald Jones

Number of teachers: 20

Enrollment/Attendance

314 students (1/08)

District average (middle): 374

African-American: 41.4%

White: 50.3%

Other: 8.3%

Student stability rate: 97.5%

Principal stability: 2 principals
in the last four years

Student daily attendance: 95.3%

Teacher daily attendance: 96.7%

Special education

Learning support

Emotional support

Family income status

40.5% of students eligible for
free/reduced lunch.

District average (middle): 68.1%

Student disciplinary actions 2006-07

For violence, weapons, and controlled substances

Number of incidents: 2

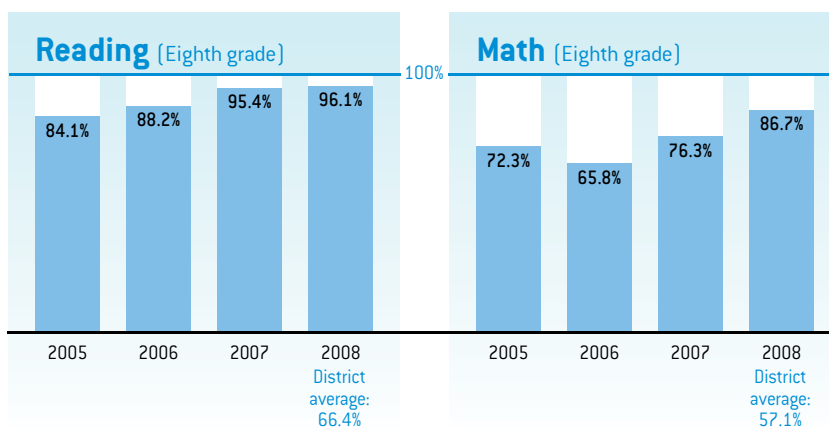
Number of incidents per 100
students: 0.6

Number of expulsions: 0

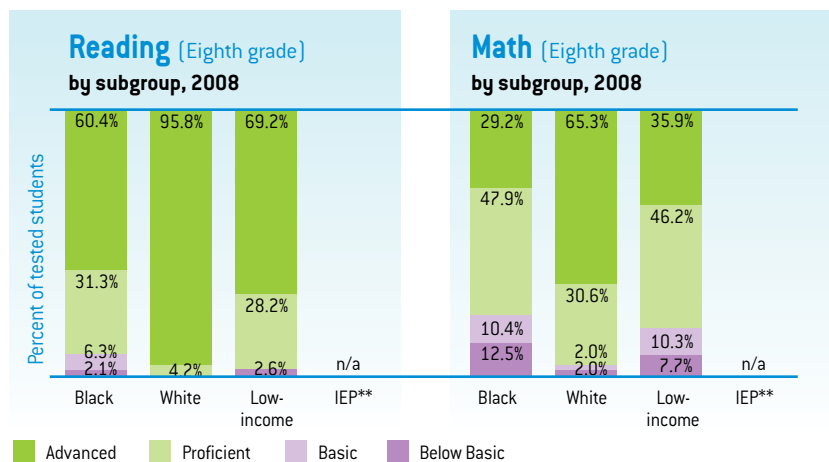
Percentage of students at Proficient/Advanced levels on PSSA tests

	Rogers	Districtwide*
Reading 2008 (6th)	91.2%	45.8%
Math 2008 (6th)	82.5	58.5
Writing 2008 (8th)	90.5	55.3

*All district middle and K-8 schools



Percentage of students at each PSSA achievement level



** Students with an Individual Education Plan (IEP) for special education, excluding students identified as "gifted"

Special accomplishments

- National Scholastic Art & Writing Awards winners
- 1st place winners, City Theatre's Young Playwrights contest
- Pittsburgh Public Theater's Shakespeare Monologue & Scene contest finalists for 7 years

Pittsburgh Rooney 6-8 (An Accelerated Learning Academy)

Neighborhood school

3530 Fleming Ave., 15212
 Brighton Heights
 412-732-6700
 Principal: Jennifer Mikula
 Number of teachers: 21

Enrollment/Attendance

254 students (1/08)
 District average (middle): 374

African-American: 79.5%
 White: 18.1%
 Other: 2.4%

Student stability rate: 71.1%
 Principal stability: n/a

Student daily attendance: 88.5%
 Teacher daily attendance: 98.1%

Special education

Learning support
 Emotional support
 Therapeutic emotional support

Family income status

92.5% of students eligible for free/reduced lunch.
 District average (middle): 68.1%

Student disciplinary actions 2006-07

For violence, weapons, and controlled substances

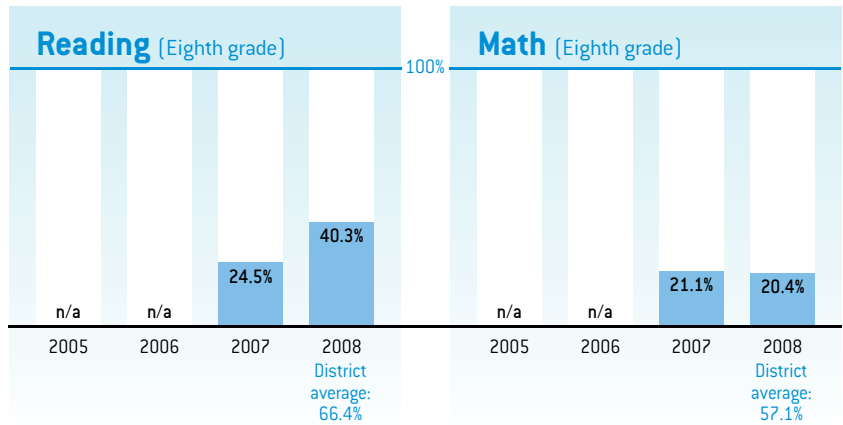
Number of incidents: 221
 Number of incidents per 100 students: 69.1
 Number of expulsions: 0

Rooney was considered "new" in 2006-07 due to significant changes in student population.

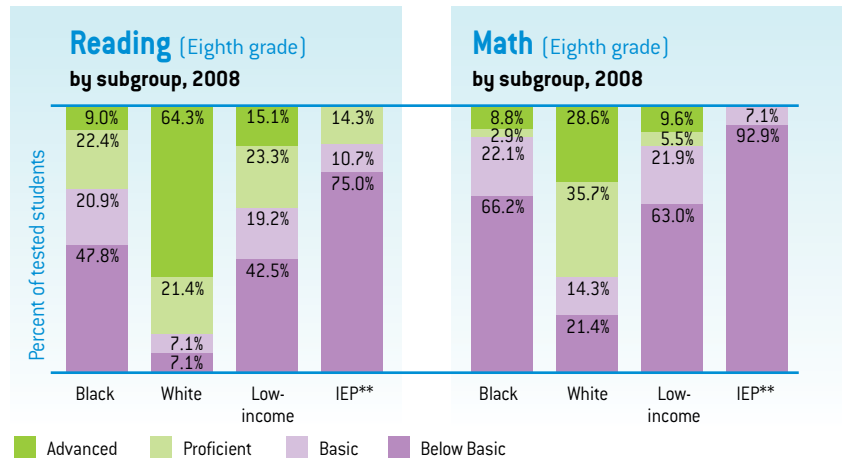
Percentage of students at Proficient/Advanced levels on PSSA tests

	Rooney	Districtwide*
Reading 2008 (6th)	20.5%	45.8%
Math 2008 (6th)	26.7	58.5
Writing 2008 (8th)	19.5	55.3

*All district middle and K-8 schools



Percentage of students at each PSSA achievement level



** Students with an Individual Education Plan (IEP) for special education, excluding students identified as "gifted"

Special accomplishments

- Carson Scholarship recipient

Pittsburgh Schiller 6-8

Classical Academy magnet school

1018 Peralta St., 15212
East Allegheny
412-323-4190
Principal: Paula Heinzman
Number of teachers: 18

Enrollment/Attendance

292 students (1/08)
District average (middle): 374

African-American: 60.6%
White: 33.6%
Other: 5.8%

Student stability rate: 89.4%
Principal stability: 2 principals
in the last four years

Student daily attendance: 89.5%
Teacher daily attendance: 97.9%

Special education

Learning support
Emotional support

Family income status

78.4% of students eligible for
free/reduced lunch.
District average (middle): 68.1%

Student disciplinary actions 2006-07

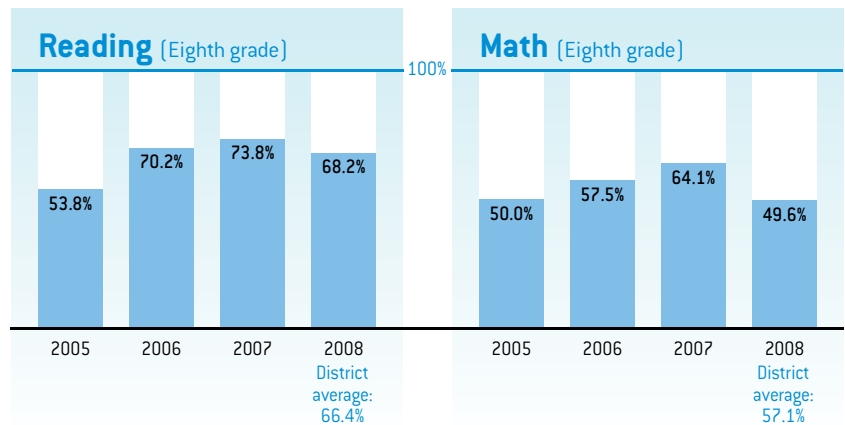
For violence, weapons, and controlled substances

Number of incidents: 389
Number of incidents per 100
students: 123.9
Number of expulsions: 0

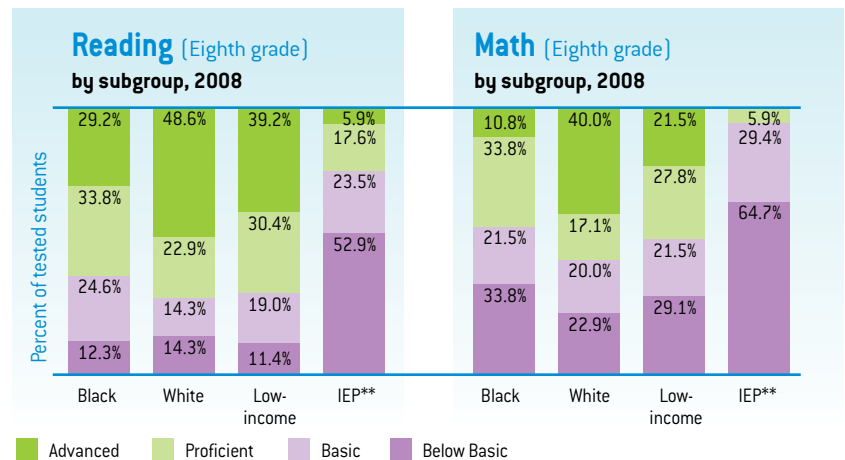
Percentage of students at Proficient/Advanced levels on PSSA tests

	Schiller	Districtwide*
Reading 2008 (6th)	33.7%	45.8%
Math 2008 (6th)	52.9	58.5
Writing 2008 (8th)	62.2	55.3

*All district middle and K-8 schools



Percentage of students at each PSSA achievement level



** Students with an Individual Education Plan (IEP) for special education, excluding students identified as "gifted"

Special accomplishments

- Carson Scholarship recipients

Pittsburgh South Brook 6-8

Neighborhood school
 779 Dunster St., 15226
 Brookline
 412-572-8170
 Principal: Gina Reichert
 Number of teachers: 26

Enrollment/Attendance

433 students (1/08)
 District average (middle): 374

African-American: 17.1%
 White: 76.9%
 Other: 6.0%

Student stability rate: 89.6%
 Principal stability: 1 principal in the last four years

Student daily attendance: 91.0%
 Teacher daily attendance: 98.2%

Special education

Learning support
 Emotional support

Family income status

60.0% of students eligible for free/reduced lunch.
 District average (middle): 68.1%

Student disciplinary actions 2006-07

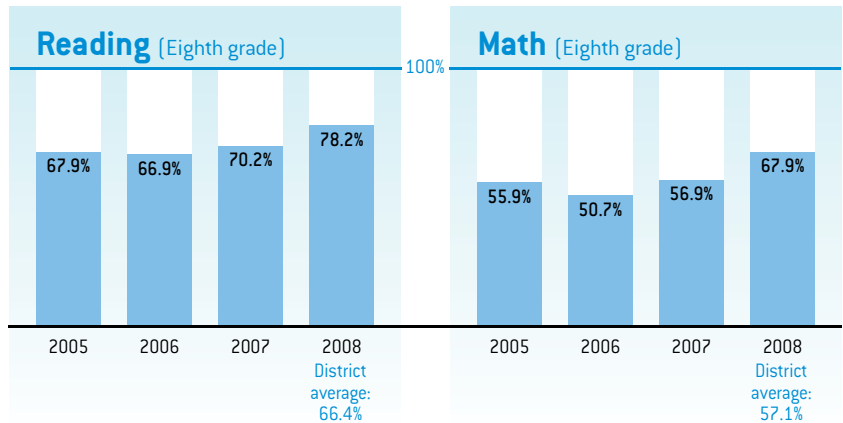
For violence, weapons, and controlled substances

Number of incidents: 398
 Number of incidents per 100 students: 94.5
 Number of expulsions: 0

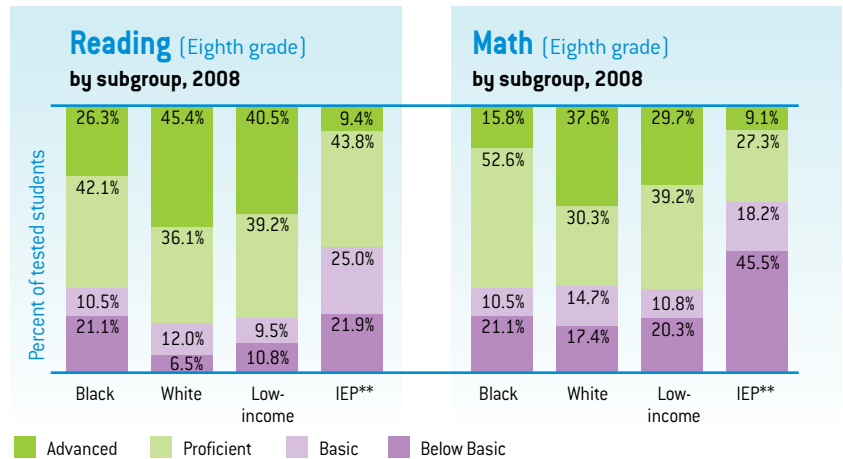
Percentage of students at Proficient/Advanced levels on PSSA tests

	South Brook	Districtwide*
Reading 2008 (6th)	57.7%	45.8%
Math 2008 (6th)	63.2	58.5
Writing 2008 (8th)	58.3	55.3

*All district middle and K-8 schools



Percentage of students at each PSSA achievement level



** Students with an Individual Education Plan (IEP) for special education, excluding students identified as "gifted"

Special accomplishments

- Interscholastic girls volleyball champions, last 4 years
- Students participated in international Megaconference Jr. videoconference

Pittsburgh South Hills 6-8

Neighborhood school

595 Crane Ave., 15216

Beechview

412-572-8130

Principal: Deborah Cox

Number of teachers: 34

Enrollment/Attendance

470 students (1/08)

District average (middle): 374

African-American: 31.9%

White: 57.2%

Other: 10.9%

Student stability rate: 88.9%

Principal stability: n/a

Student daily attendance: 92.3%

Teacher daily attendance: 97.5%

Special education

Learning support

Emotional support

Life skills support

Therapeutic emotional support

Family income status

70.6% of students eligible for free/reduced lunch.

District average (middle): 68.1%

Student disciplinary actions 2006-07

For violence, weapons, and controlled substances

Number of incidents: 312

Number of incidents per 100 students: 59.8

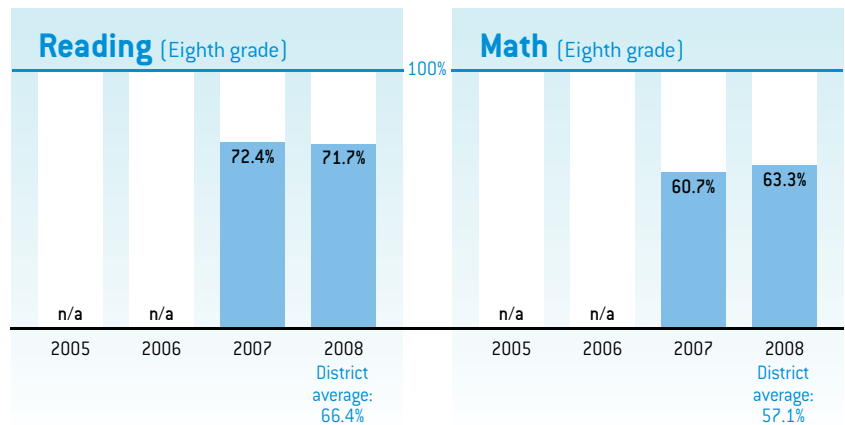
Number of expulsions: 2

South Hills was considered "new" in 2006-07 due to significant changes in student population.

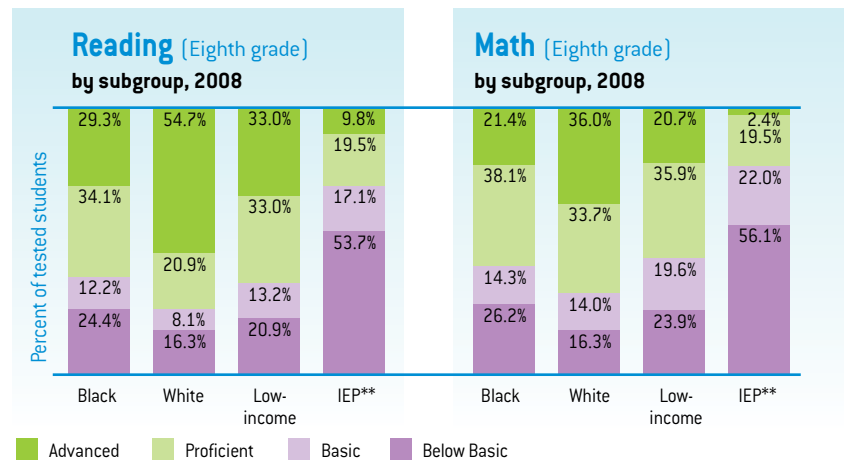
Percentage of students at Proficient/Advanced levels on PSSA tests

	South Hills	Districtwide*
Reading 2008 (6th)	54.6%	45.8%
Math 2008 (6th)	66.5	58.5
Writing 2008 (8th)	73.1	55.3

*All district middle and K-8 schools



Percentage of students at each PSSA achievement level



** Students with an Individual Education Plan (IEP) for special education, excluding students identified as "gifted"

Special accomplishments

- 2007-08 Interscholastic boys soccer and baseball champions
- 1st place winner, Pittsburgh Pirates Jackie Robinson essay and poetry contest
- Citizens Bank Expressions of Freedom writing contest winners

Pittsburgh Sterrett 6-8

Neighborhood school with a Classical Academy magnet program

7100 Reynolds St., 15208
Point Breeze
412-247-7870

Principal: Sarah Sumpter
Number of teachers: 19

Enrollment/Attendance

388 students (1/08)
District average (middle): 374

African-American: 54.4%
White: 36.6%
Other: 9.0%

Student stability rate: 92.0%
Principal stability: 1 principal in the last four years

Student daily attendance: 93.0%
Teacher daily attendance: 98.1%

Special education

Learning support
Emotional support

Family income status

46.6% of students eligible for free/reduced lunch.
District average (middle): 68.1%

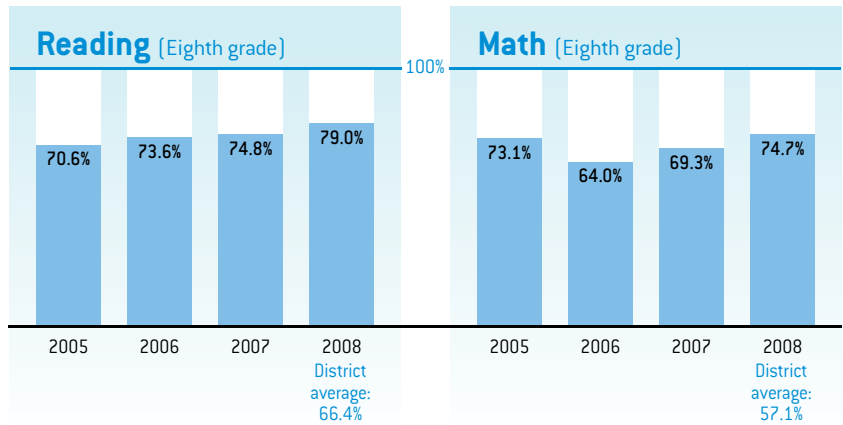
Student disciplinary actions 2006-07

For violence, weapons, and controlled substances
Number of incidents: 47
Number of incidents per 100 students: 12.1
Number of expulsions: 1

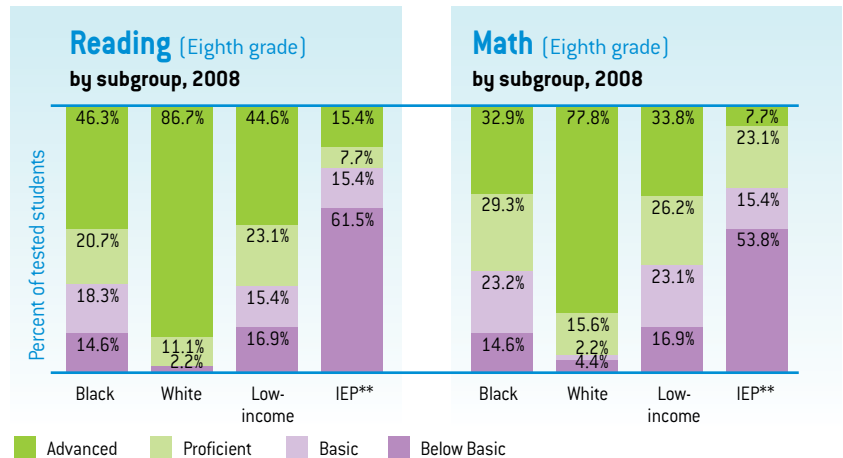
Percentage of students at Proficient/Advanced levels on PSSA tests

	Sterrett	Districtwide*
Reading 2008 (6th)	68.4%	45.8%
Math 2008 (6th)	77.5	58.5
Writing 2008 (8th)	86.7	55.3

*All district middle and K-8 schools



Percentage of students at each PSSA achievement level



** Students with an Individual Education Plan (IEP) for special education, excluding students identified as "gifted"

Special accomplishments

- 2006-07 Interscholastic girls basketball champions
- PA Junior Academy of Science and Think-A-Thon winners
- 1st place winner, Pittsburgh Pirates Jackie Robinson essay and poetry contest