

City Charter High School

9-12 charter school

717 Liberty Avenue, Suite 900,
15222

Downtown

412-690-2489

Chief Administrative Officer: Maxine
Klimasara

Number of teachers: 41

Enrollment/Attendance

530 students

African-American: 55.9%

White: 42.0%

Other: 2.1%

Student daily attendance: 91.0%

Special education

Inclusion services for all disabilities.

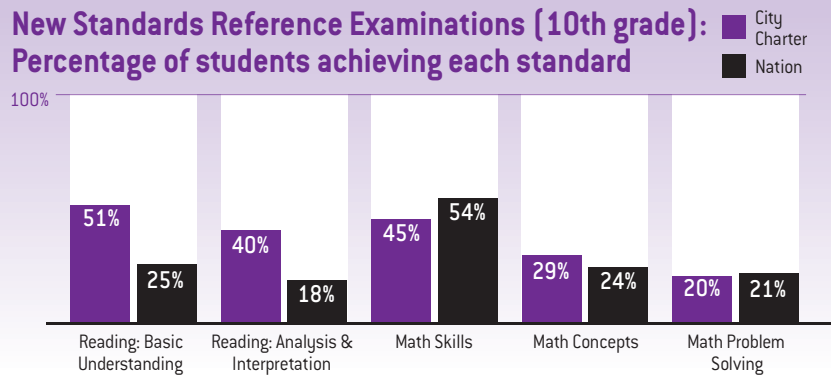
Family income status

60.0% of students eligible for
free/reduced lunch.

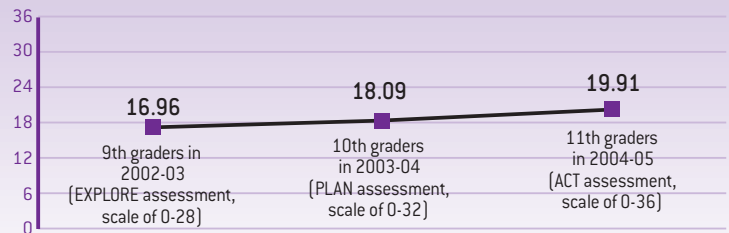
Special features

- Balanced year-round calendar
- Teachers stay with students all four years
- Laptops with wireless Internet access for all students
- Wellness program focused on the whole child
- Physical education that stresses life-long fitness through YMCA participation

Tests given by the school

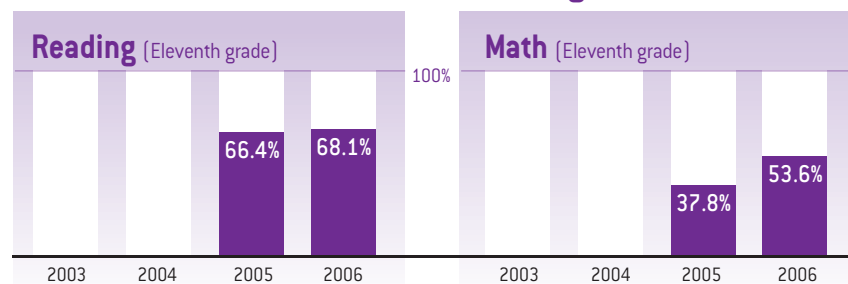


ACT assessments: English, Reading, Mathematics, Science (measuring growth over time for a group of students)*



* Scores were combined for all subject areas. Growth in scores over time indicates a greater rate of progress than the national norm group.

Tests required by the state: Percentage of students at Proficient/Advanced levels on PSSA Reading and Math tests



City Charter High School had no 11th grade in 2003 or 2004.

School focus

- Interdisciplinary, project-based learning focused on standards
- Academic and Career Plan for each student: mentors, job shadowing, internships, and for-credit college courses for qualifying students
- Technology-infused learning environment

**A
closer
look**

at City Charter High School

Enrollment/Attendance

Student daily attendance, 2003-06

2003	2004	2005	2006
92%	92%	91%	91%

Percentage of students receiving special education services (excluding "gifted"): 8.4%

Teachers

Daily attendance: 99.0%

Percentage with advanced degrees: 47.0%

Principals

1 Chief Administrative Officer,
2003-06

Student disciplinary actions 2004-05*

Number of incidents: 6

Number of incidents per 100
students: 1.4

Number of expulsions: 4

* For violence, weapons, and controlled substances

College readiness

ACT standard scores for 11th grade students in 2005-06 by subject area*

	All students	Black	White	Special Education
Reading	19.9	17.9	22.4	19.2
Math	18.4	16.5	20.7	17.8
English	17.6	14.6	21.3	15.7
Writing	18.0	15.4	21.0	16.1
Science	19.0	17.0	21.4	17.8

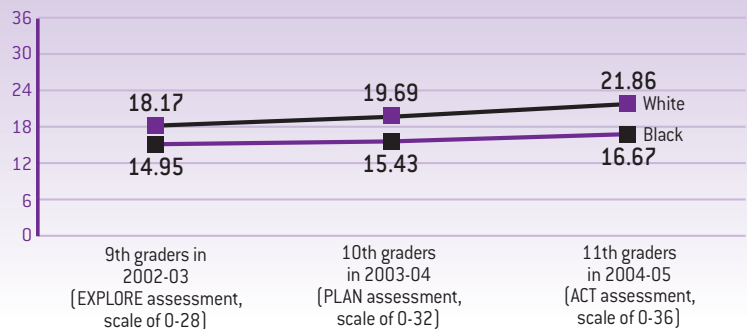
* The ACT is a college readiness assessment some students take instead of the SAT.

Percent taking the assessment: 75%

2006 College-bound seniors: 85.0%

Tests given by the school

ACT assessments: English, Reading, Mathematics, Science (measuring growth over time for a group of students)*

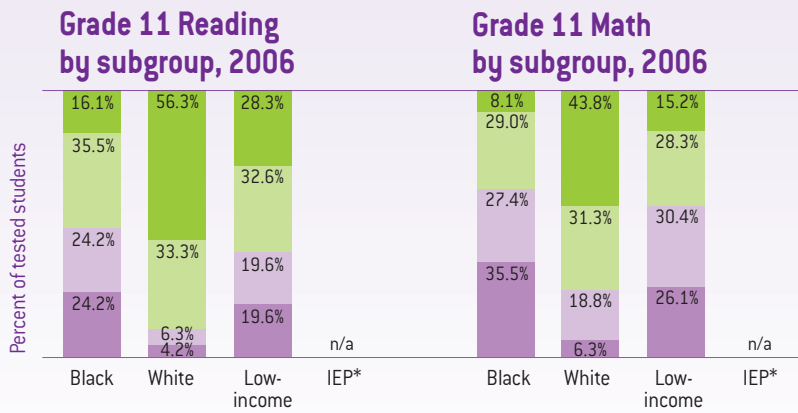
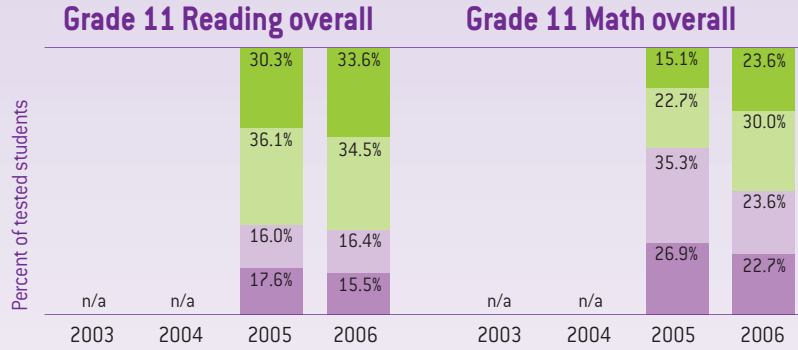



* Scores were combined for all subject areas. Growth in scores over time indicates a greater rate of progress than the national norm group.

**A
closer
look**

at City Charter High School

Tests required by the state:
Percentage of students at
each achievement level on
PSSA Reading and Math tests



* Students with an Individual Education Plan (IEP) for special education, excluding students identified as "gifted"