

Pittsburgh Montessori

Pre-K-8 Montessori magnet school

201 S. Graham St., 15206

Friendship

412-665-2010

Principal: Jo Ann Hoover

Number of teachers: 14

Enrollment/Attendance

242 students (1/06)

District average (K-8): 352

African-American: 73.1%

White: 23.1%

Other: 3.7%

Student daily attendance: 95.5%

Special education 2006-07

Learning support

Emotional support

Family income status

52.1% of students eligible for free/reduced lunch.

District average (K-5 & K-8): 72.5%

Special features

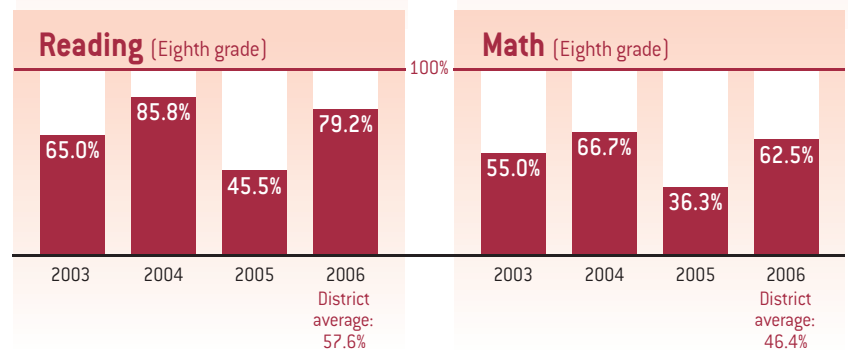
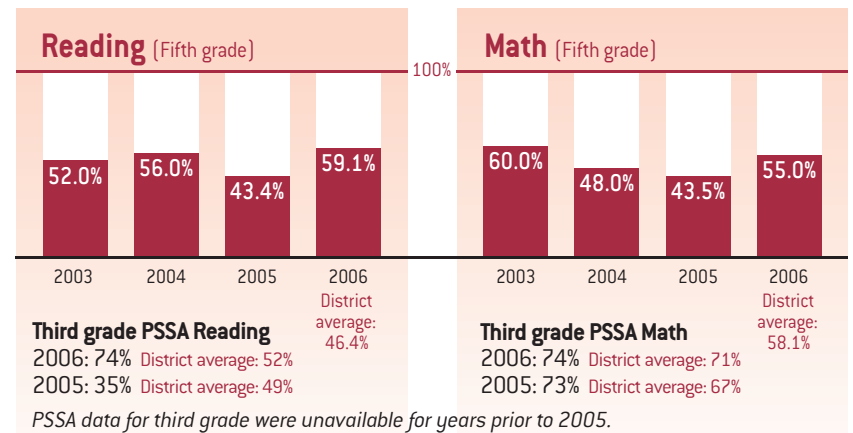
- Montessori preschool program
- Chess and photography clubs

Tests given by the district: Percentage of students at Proficient/Advanced levels

	Montessori	Districtwide*
Reading 2006 (1st)	40.0 %	78.9 %
Reading 2006 (7th)	15.8	34.9
Math 2006 (2nd)	73.3	70.4
Math 2006 (7th)	28.6	31.9

*All district K-8s, elementary schools, and seventh and eighth grades

Tests required by the state: Percentage of students at Proficient/Advanced levels on PSSA Reading and Math tests



Compared to district averages...

What are this school's strengths?

- High overall PSSA 3rd and 8th grade reading scores
- High PSSA 8th grade reading scores for black students

What are this school's challenges?

- Decrease in overall PSSA 5th grade math scores 2003-06



A
closer
look

at Pittsburgh Montessori

Attendance

Student daily attendance, 2003-06

2003	2004	2005	2006
96.0%	96.2%	96.0%	95.5%

Teachers

Daily attendance: 93.0%

Percentage with advanced degrees:
35.7%

Principals

Principal stability: 3 principals,
2003-06

Student disciplinary actions 2004-05*

Number of incidents: 19

Number of incidents per 100
students: 8.0

Number of expulsions: 0

* For violence, weapons, and controlled substances

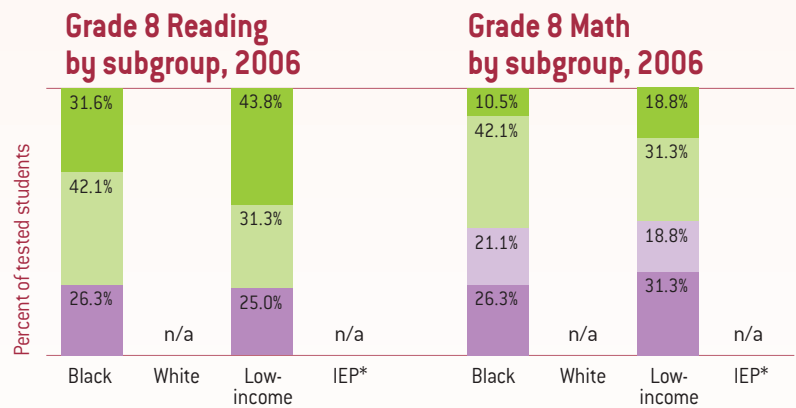
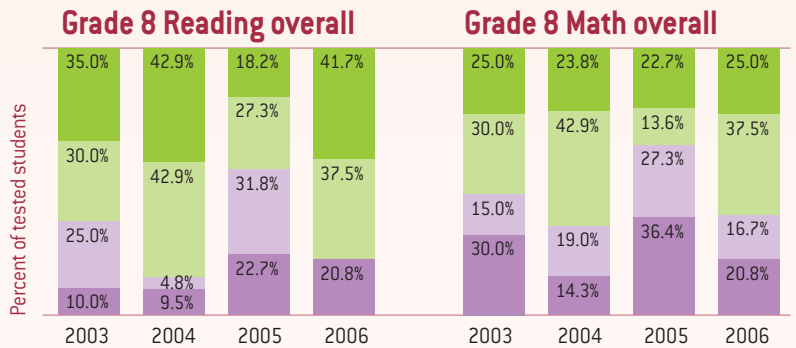
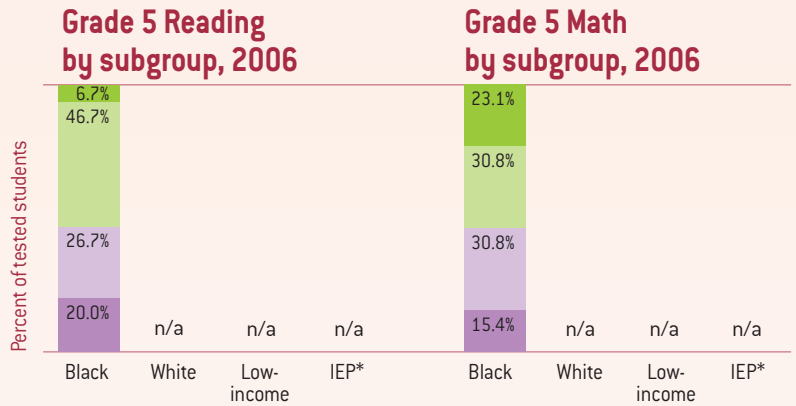
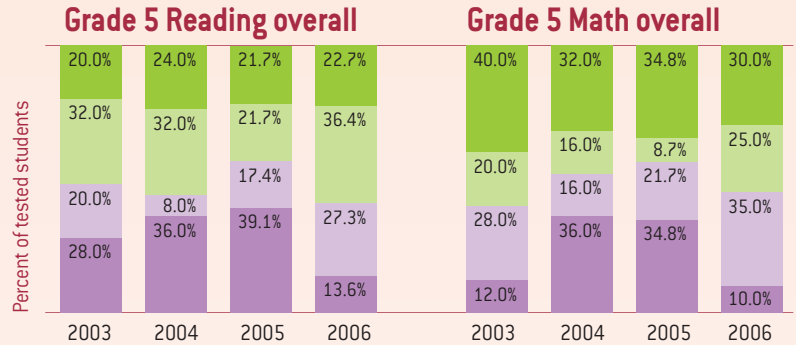

Tests given by the district: Percentage of students at Proficient/Advanced levels by race and family income

	School overall	Black	White	Low- income	Not low- income
Reading 2006 (1st)	40.0%	n/a	n/a	n/a	n/a
Reading 2006 (7th)	15.8	12.5%	n/a	10.0%	n/a
Percent taking test	90.5	88.9	n/a	83.3	n/a
Math 2006 (2nd)	73.3	70.8	n/a	65.0	90.0
Percent taking test	96.8	100.0	n/a	100.0	90.9
Math 2006 (7th)	28.6	27.8	n/a	25.0	n/a
Percent taking test	100.0	100.0	n/a	100.0	n/a



at Pittsburgh Montessori

Tests required by the state:
Percentage of students at each achievement level on PSSA Reading and Math tests



Percent of tested students scoring:

- Advanced
- Proficient
- Basic
- Below Basic

* Students with an Individual Education Plan (IEP) for special education, excluding students identified as "gifted"