

Westinghouse High School

9-12 neighborhood school with a Science and Math Academy, Business and Finance Academy, Culinary Arts & Cosmetology programs

1101 N. Murland Ave., 15208
Homewood
412-665-3940
Principal: Shemeca Crenshaw
Number of teachers: 35

Enrollment/Attendance

503 students (1/06)
District average (9-12): 923

African-American: 99.6%
White: 0.4%
Other: 0.0%

Student daily attendance: 80.5%

Special education 2006-07

Learning support
Emotional support
Rehabilitation counseling

Family income status

72.9% of students eligible for free/reduced lunch.
District average (9-12): 51.4%

Special features

- Summer opportunities in science and math
- Recently renovated building

Graduation rate*

Westinghouse: 53%

District average: 64%

* The estimated percentage of students who started ninth grade in 1999 or 2000 and graduated in five years or less

College readiness

Average SAT scores, 2006	Westinghouse	National average
Critical Reading	382	503
Mathematics	367	518

Percentage of students taking the SAT: 38.3%

District average (9-12): 56.6%

Percentage of students taking AP (Advanced Placement) courses: 2.3%

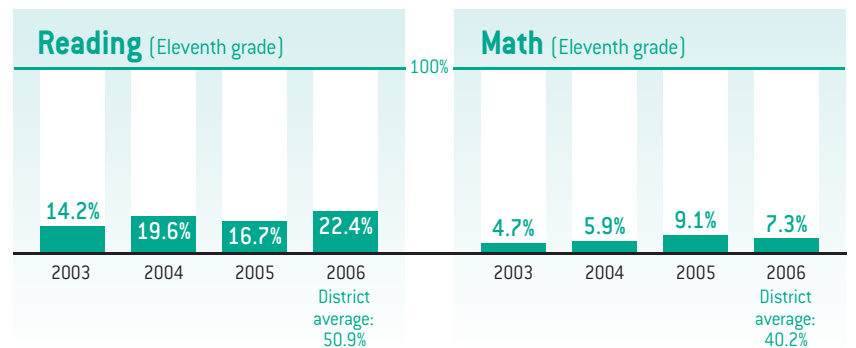
District average: 7.7%

Tests given by the district: Percentage of students at Proficient/Advanced levels

	Westinghouse	Districtwide*
Reading 2006 (9th)	29.9%	44.0%
Math 2006 (10th)	9.9	37.4

* All district high schools

Tests required by the state: Percentage of students at Proficient/Advanced levels on PSSA Reading and Math tests



Compared to district averages...

What are this school's strengths?

- PSSA 11th grade reading scores for black students near district average

What are this school's challenges?

- Low overall PSSA 11th grade reading and math scores in 2006
- Low graduation rate, SAT scores, and college-bound seniors



A
closer
look

at Westinghouse High School

Attendance

Student daily attendance, 2003-06

2003	2004	2005	2006
77.0%	67.1%	77.8%	80.5%

Teachers

Daily attendance: 94.2%

Percentage with advanced degrees:
11.4%

Principals

Principal stability: 2 principals,
2003-06

Student disciplinary actions 2004-05*

Number of incidents: 283

Number of incidents per 100
students: 46.1

Number of expulsions: 4

* For violence, weapons, and controlled substances

College readiness

Average SAT scores, 2002-06

Westinghouse

National average

	2002		2003		2004		2005		2006	
Critical Reading*	362	504	371	507	367	508	392	508	382	503
Mathematics	341	516	366	519	352	518	365	520	367	518

* This category was "Verbal," 2002-05

2005 College-bound seniors

Overall: 47.4%

Black male: 33.3%

Black female: 58.1%

White male: n/a

White female: n/a

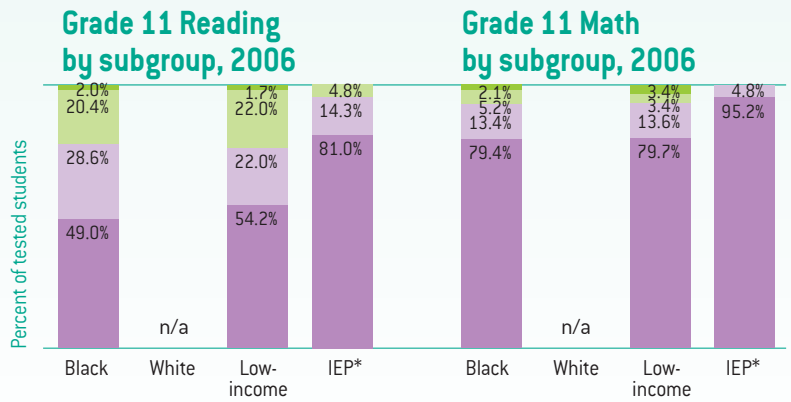
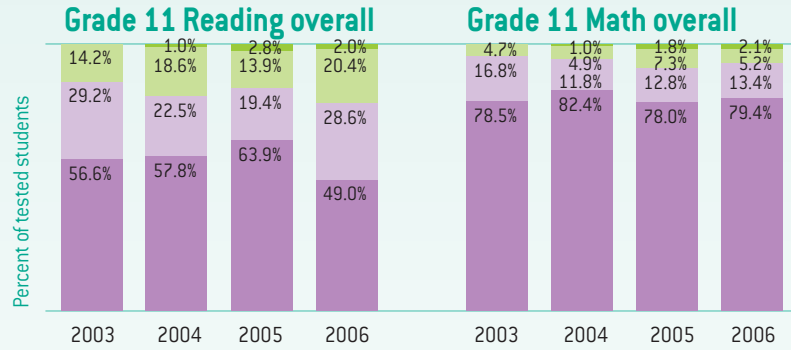

Tests given by the district: Percentage of students at Proficient/Advanced levels by race and family income

	School overall	Black	White	Low- income	Not low- income
Reading 2006 (9th)	29.9%	29.9%	n/a	29.9%	30.0%
Percent taking test	92.1	92.1	n/a	92.4	90.9
Math 2006 (10th)	9.9	10.1	n/a	10.5	8.0
Percent taking test	86.0	85.8	n/a	85.1	89.3



at Westinghouse High School

Tests required by the state:
 Percentage of students at
 each achievement level on
 PSSA Reading and Math tests



* Students with an Individual Education Plan (IEP) for special education, excluding students identified as "gifted"