

# Pittsburgh High School for the Creative & Performing Arts (CAPA)

9-12 Arts magnet school

111 Ninth St., 15222

Downtown

412-338-6100

Principal: Rhonda Taliaferro

Number of teachers: 71

## Enrollment/Attendance

527 students (1/06)

District average (9-12): 923

African-American: 38.0%

White: 60.3%

Other: 1.7%

Student daily attendance: 93.8%

## Special education 2006-07

Learning support

Emotional support

Rehabilitation counseling

## Family income status

24.5% of students eligible for free/reduced lunch.

District average (9-12): 51.4%

## Special features

- New building in 2003; cultural district location
- Master classes with local and visiting professional artists

## Graduation rate\*

CAPA: 85%

District average: 64%

\* The estimated percentage of students who started ninth grade in 1999 or 2000 and graduated in five years or less

## College readiness

Average SAT scores, 2006	CAPA	National average
Critical Reading	496	503
Mathematics	478	518

Percentage of students taking the SAT: 72.5%

District average (9-12): 56.6%

Percentage of students taking AP (Advanced Placement) courses: 9.8%

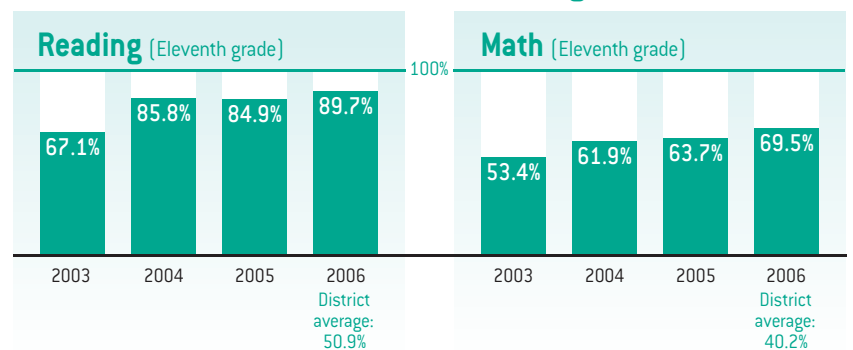
District average: 7.7%

## Tests given by the district: Percentage of students at Proficient/Advanced levels

	CAPA	Districtwide*
Reading 2006 (9th)	86.1 %	44.0 %
Math 2006 (10th)	58.1	37.4

\* All district high schools

## Tests required by the state: Percentage of students at Proficient/Advanced levels on PSSA Reading and Math tests



## Compared to district averages...

### What are this school's strengths?

- High PSSA 11th grade reading and math scores overall and for low-income and black students
- High graduation rate and percentage of college-bound seniors

### What are this school's challenges?

- SAT scores near district average



A  
closer  
look

## at Pittsburgh High School for the Creative & Performing Arts (CAPA)

### Attendance

Student daily attendance, 2003-06

2003	2004	2005	2006
93.7%	93.0%	94.0%	93.8%

### Teachers

Daily attendance: 96.6%

Percentage with advanced degrees:  
7.0%

### Principals

Principal stability: 1 principal,  
2003-06

### Student disciplinary actions 2004-05\*

Number of incidents: 13

Number of incidents per 100  
students: 2.6

Number of expulsions: 6

\* For violence, weapons, and controlled substances

### College readiness

Average SAT scores, 2002-06

CAPA

National average

	2002		2003		2004		2005		2006	
Critical Reading*	498	504	514	507	478	508	517	508	496	503
Mathematics	450	516	487	519	476	518	489	520	478	518

\* This category was "Verbal," 2002-05

### 2005 College-bound seniors

Overall: 94.0%

Black male: n/a

Black female: 95.8%

White male: 90.9%

White female: 93.2%

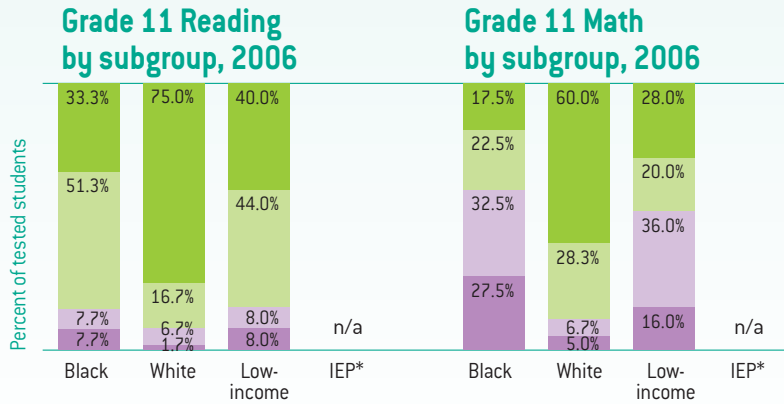
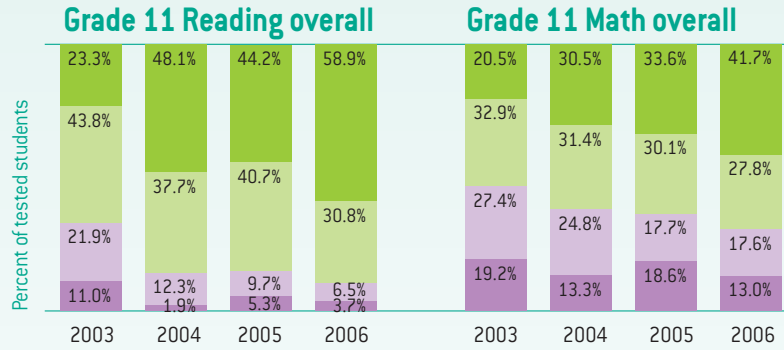

### Tests given by the district: Percentage of students at Proficient/Advanced levels by race and family income

	School overall	Black	White	Low- income	Not low- income
Reading 2006 (9th)	86.1 %	74.5 %	92.0 %	78.0 %	88.7 %
Percent taking test	98.8	98.2	99.0	97.6	99.2
Math 2006 (10th)	58.1	37.2	69.3	42.1	64.3
Percent taking test	99.3	100.0	100.0	100.0	99.0

A closer look

# at Pittsburgh High School for the Creative & Performing Arts (CAPA)

Tests required by the state:  
Percentage of students at each achievement level on PSSA Reading and Math tests



\* Students with an Individual Education Plan (IEP) for special education, excluding students identified as "gifted"