

Spring Hill Elementary School

K-5 neighborhood school

1351 Damas St., 15212

Spring Hill

412-323-3000

Principal: Carla Berdnik

School building capacity

Percent used: 95.0%

District average (elem.): 68.0%

2004-05 Enrollment

284 students

District average (K-5/6): 276

African-American: 37.0%

White: 62.0%

Other: 1.1%

Student daily attendance: 93.5%

Family income status

84.6% of students eligible for free/reduced lunch.

District average (elem.): 70.7%

School closings plan status as of 2/9/06:

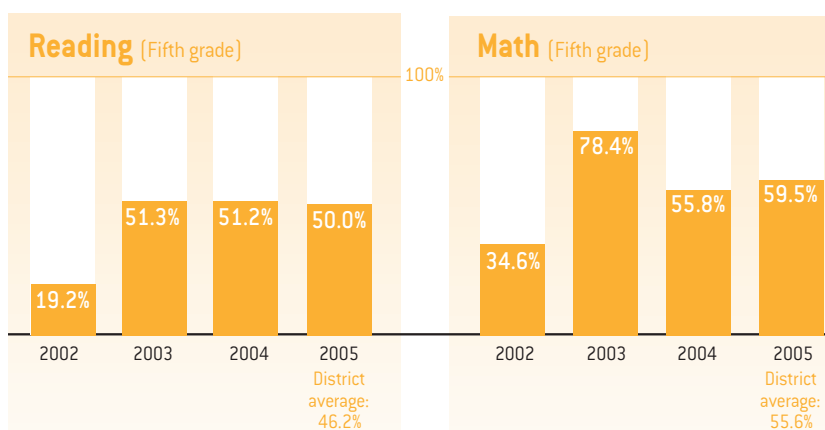
No change

Tests given by the district: Percentage of students at Proficient/Advanced levels

	Spring Hill	Districtwide*
Reading 2005 (1st)	66.7 %	77.4 %
Math 2005 (2nd)	60.9	67.0
Science 2004 (5th)	33.3	50.4

*All district elementary schools

Tests required by the state: Percentage of students at Proficient/Advanced levels on PSSA Reading and Math tests



Third grade PSSA Reading (2005): 43%

District average: 49%

Third grade PSSA Math (2005): 72%

District average: 67%

PSSA data for third grade was unavailable for years prior to 2005.

School ratings

School Performance Index (an estimate of this school's average contribution to students' reading and math achievement, 1=least, 4=most): **2**

Average Student Achievement (on a 100-point scale, an estimate of average student achievement at this school, based on a range of reading and math tests): **43**

Compared to district averages...

What are this school's strengths?

- Increase in overall PSSA 5th grade reading scores 2002-05
- High PSSA 5th grade reading scores for black students

What are this school's challenges?

- Low PSSA 5th grade reading scores for white students

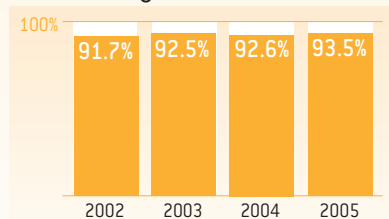
See a more detailed report on the A+ Schools Web site: www.aplusschools.org.



at Spring Hill Elementary School

Enrollment/Attendance

Student daily attendance, 2002-05



Student mobility rate: 25.3%
 Student stability rate: 86.5%
 Percentage of students receiving special education services (excluding "gifted"): 9.2%
 Percentage of students identified as "gifted": 2.1%

Teachers

Daily attendance: 93.5%
 Percentage with advanced degrees: 7.1%

Principals

Principal stability: 1 principal, 2002-05

Reportable student disciplinary actions 2003-04

Number of incidents: 2
 Number of offenders*: 1
 Number of suspensions: 1
 Number of expulsions: 1

* Percentage of enrollment: 0.4%

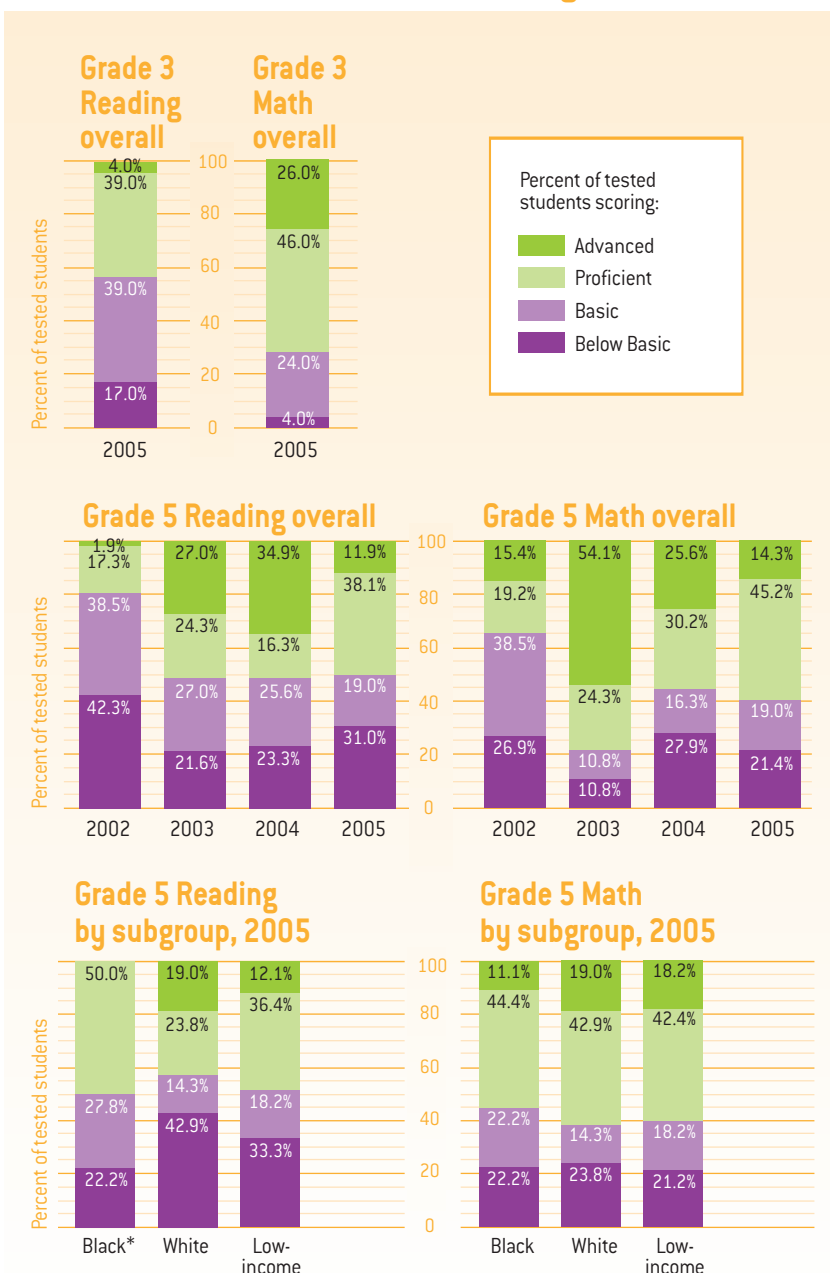
Special features

- Partnerships with Andy Warhol Museum and Pittsburgh Center for the Arts

Tests given by the district: Percentage of students at Proficient/Advanced levels by race and family income

	School overall	Black	White	Low-income	Not low-income
Reading 2005 (1st)	66.7%	n/a	n/a	n/a	n/a
Math 2005 (2nd)	60.9	53.3%	64.3%	59.5%	n/a
Percent taking test	100.0	100.0	100.0	100.0	n/a
Science 2004 (5th)	33.3	25.0	38.5	35.3	n/a
Percent taking test	87.5	80.0	92.9	87.2	n/a

Tests required by the state: Percentage of students at Proficient/Advanced levels on PSSA Reading and Math tests



*0% of students scored Advanced