

Pittsburgh High School for the Creative and Performing Arts (CAPA)

9-12 Arts magnet school

111 Ninth St., 15222

Downtown

412-338-6100

Principal: Michael Thorsen

School building capacity

Percent used: 68.4%

District average (9-12): 83.7%

2004-05 Enrollment

488 students

District average (9-12): 981

African-American: 37.3%

White: 61.3%

Other: 1.4%

Student daily attendance: 94.0%

Family income status

22.2% of students eligible for free/reduced lunch.

District average (9-12): 48.7%

School ratings

School Performance Index (an estimate of this school's average contribution to students' reading and math achievement, 1=least, 4=most): **4**

Average Student Achievement (on a 100-point scale, an estimate of average student achievement at this school, based on a range of reading and math tests): **74**

School closings plan status as of 2/9/06:

No change

Graduation rate

2005 graduation rate: 97.1%

District average: 87.9%

College readiness

Average SAT scores, 2005	CAPA	National average
Verbal	517	508
Mathematics	489	520

Percent of students taking the SAT: 74.8%

District average (9-12): 52.0%

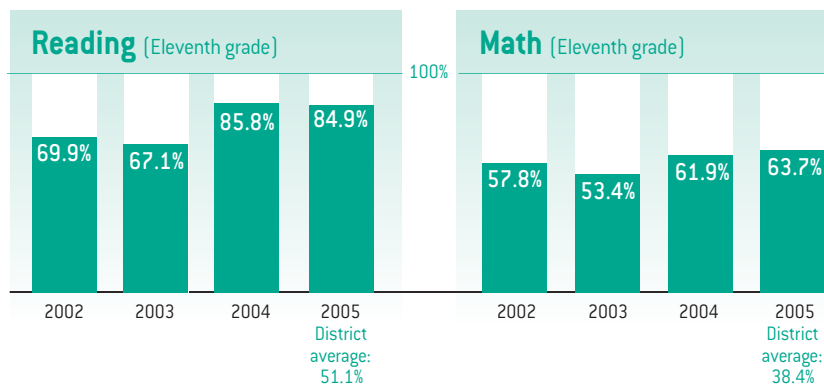
Tests given by the district: Percentage of students at Proficient/Advanced levels

	CAPA	Districtwide*
Reading 2005 (9th)	74.7 %	39.0 %
Math** 2005 (10th)	33.9	22.3
Science 2004 (11th)	44.8	25.5

* All district high schools

** Percent achieving the overall standard

Tests required by the state: Percentage of eleventh graders at Proficient/Advanced levels on PSSA Reading and Math tests



Compared to district averages...

What are this school's strengths?

- High PSSA reading/math scores for low-income and black students, high PSSA reading scores for white students
- Low number of violent offenders

What are this school's challenges?

- SAT scores near district average

See a more detailed report on the A+ Schools Web site: www.aplusschools.org.

A
closer
look

at Pittsburgh High School for the Creative and Performing Arts (CAPA)

Enrollment/Attendance

Student daily attendance, 2003-05



Student mobility rate: 7.6%

Student stability rate: 96.5%

Percentage of students receiving special education services (excluding "gifted"): 6.6%

Percentage of students identified as "gifted": 18.9%

Teachers

Daily attendance: 97.8%

Percentage with advanced degrees: 4.1%

Principals

Principal stability: 1 principal, 2002-05

Reportable student disciplinary actions 2003-04

Number of incidents: 2

Number of offenders*: 2

Number of suspensions: 3

Number of expulsions: 0

* Percentage of enrollment: 0.5%

Special features

- New building in 2003, downtown location
- Master classes with local and visiting professional artists

College readiness

Average SAT scores, 2001-05 CAPA National average

	2001		2002		2003		2004		2005	
Verbal	530	506	498	504	514	507	478	508	517	508
Math	478	514	450	516	487	519	476	518	489	520

Percentage of students taking AP (Advanced Placement) courses: 0.8%

2004 College-bound seniors

Overall: 88.5%

Black male: n/a

Black female: 92.9%

White male: 86.7%

White female: 88.5%

Tests given by the district: Percentage of students at Proficient/Advanced levels by race and family income


	School overall	Black	White	Low-income	Not low-income
Reading 2005 (9th)	74.7%	48.9%	87.8%	60.0%	79.8%
Percent taking test	99.4	100.0	99.0	97.6	100.0
Math** 2005 (10th)	33.9	10.9	51.6	10.7	41.7
Percent taking test	97.4	97.9	97.0	96.6	97.7
Science 2004 (11th)	44.8	33.3	50.0	31.6	48.1
Percent taking test	90.6	90.9	90.1	86.4	91.7

** Percent achieving the overall standard

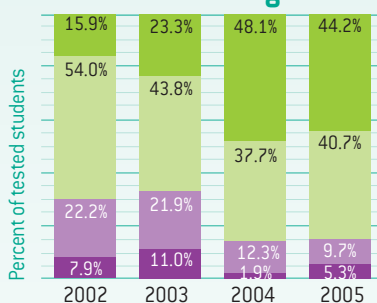
A closer look

at Pittsburgh High School for the Creative and Performing Arts (CAPA)

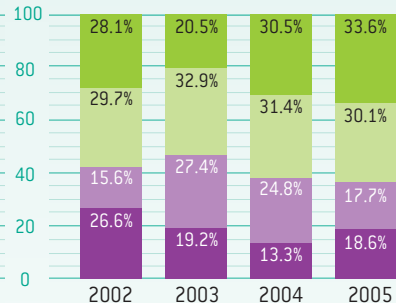
Tests required by the state:
Percentage of students at Proficient/Advanced levels on PSSA Reading and Math tests



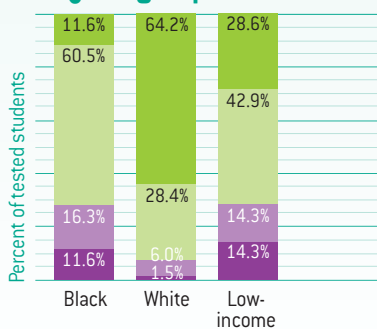
Grade 11 Reading overall



Grade 11 Math overall



Grade 11 Reading by subgroup, 2005



Grade 11 Math by subgroup, 2005

