

Sterrett Classical Academy

6-8 Classical Studies magnet school

7100 Reynolds St., 15208

Point Breeze

412-247-7870

Principal: Sarah Sumpter

School building capacity

Percent used: 131.5%

District average (middle): 66.9%

2004-05 Enrollment

363 students

District average (middle): 383

African-American: 58.4%

White: 39.1%

Other: 2.5%

Student daily attendance: 94.6%

Family income status

41.0% of students eligible for free/reduced lunch.

District average (middle): 69.7%

School closings plan status as of 2/9/06:

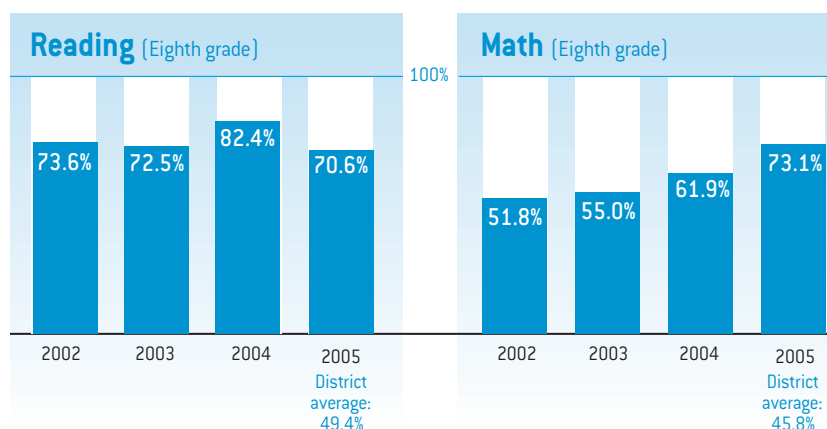
New addition

Tests given by the district: Percentage of students at Proficient/Advanced levels

	Sterrett	Districtwide*
Reading 2005 (7th)	70.7 %	41.3 %
Math 2005 (7th)	47.4	29.7
Science 2004 (8th)	63.4	40.1

*All district seventh and eighth grades

Tests required by the state: Percentage of eighth graders at Proficient/Advanced levels on PSSA Reading and Math tests



School ratings

School Performance Index (an estimate of this school's average contribution to students' reading and math achievement, 1=least, 4=most): **4**

Average Student Achievement (on a 100-point scale, an estimate of average student achievement at this school, based on a range of reading and math tests): **76**

Compared to district averages...

What are this school's strengths?

- High PSSA reading/math scores for low-income, black, and white students

What are this school's challenges?

- PSSA reading scores decreased slightly 2002-05 while district average scores increased

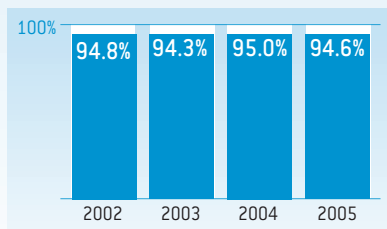
See a more detailed report on the A+ Schools Web site: www.aplusschools.org.



at Sterrett Classical Academy

Enrollment/Attendance

Student daily attendance, 2002-05



Student mobility rate: 11.1%
 Student stability rate: 94.4%
 Percentage of students receiving special education services (excluding "gifted"): 9.6%
 Percentage of students identified as "gifted": 26.3%

Teachers

Daily attendance: 89.6%
 Percentage with advanced degrees: 12.5%

Principals

Principal stability: 2 principals, 2002-05

Reportable student disciplinary actions 2003-04

Number of incidents: 20
 Number of offenders*: 26
 Number of suspensions: 2
 Number of expulsions: 0

* Percentage of enrollment: 7.1%

Special features

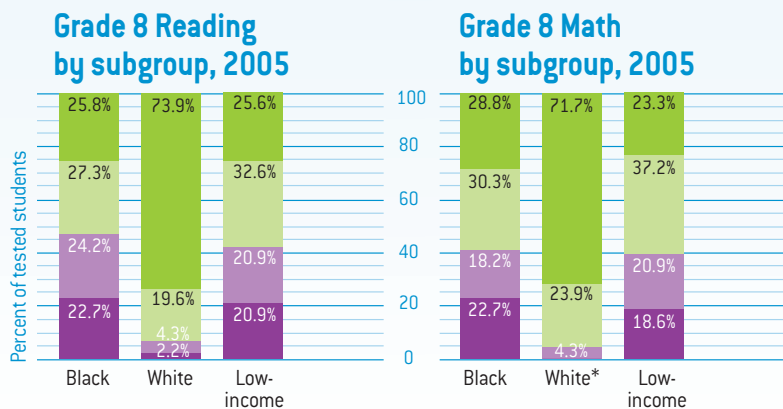
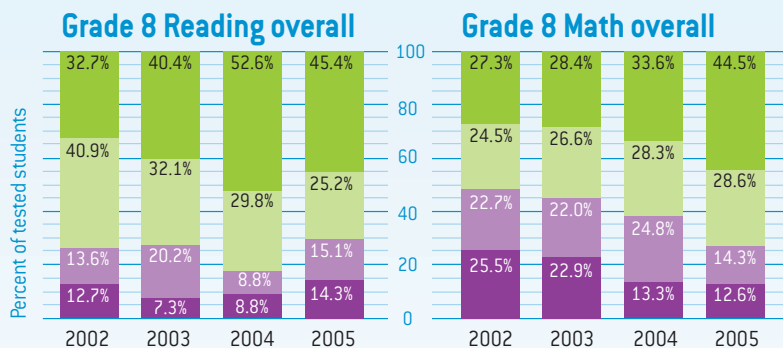
- Annual medieval feast and Roman banquet
- Carnegie Mellon University math tutors
- Conflict mediation program

Tests given by the district: Percentage of students at Proficient/Advanced levels by race and family income

	School overall	Black	White	Low-income	Not low-income
Reading 2005 (7th)	70.7%	56.3%	88.6%	70.0%	71.2%
Percent taking test	100.0	100.0	100.0	100.0	100.0
Math 2005 (7th)	47.4	32.8	63.6	44.0	50.0
Percent taking test	100.0	100.0	100.0	100.0	100.0
Science 2004 (8th)	63.4	48.3	80.4	33.3	81.4
Percent taking test	98.2	98.4	98.1	100.0	97.2

Tests required by the state: Percentage of students at Proficient/Advanced levels on PSSA Reading and Math tests

Percent of tested students scoring: ■ Advanced ■ Proficient ■ Basic ■ Below Basic



* 0% of students scored Below Basic