

Bon Air Elementary School

K-5 neighborhood school

252 Fordyce St., 15210

Bon Air

412-488-2575

Principal: Donus Crawford Jr.

School building capacity

Percent used: 75.9%

District average (elem.): 68.0%

2004-05 Enrollment

88 students

District average (K-5/6): 276

African-American: 21.6%

White: 73.9%

Other: 4.5%

Student daily attendance: 95.1%

Family income status

65.5% of students eligible for free/reduced lunch.

District average (elem.): 70.7%

School closings plan status as of 2/9/06:

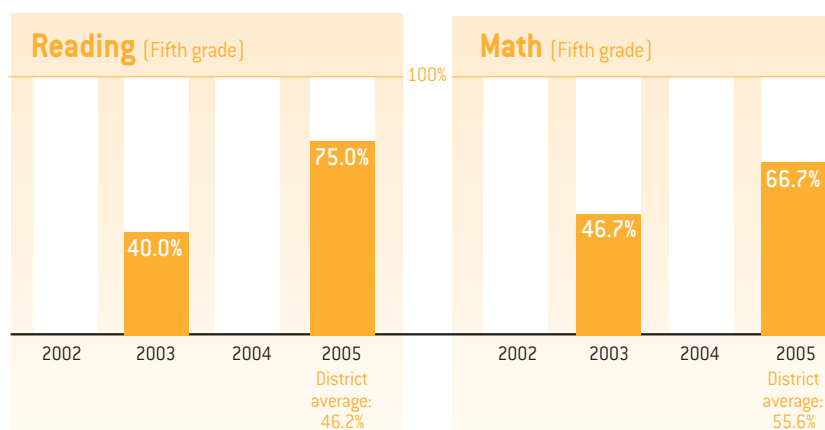
Closing in 2006

Tests given by the district: Percentage of students at Proficient/Advanced levels

	Bon Air	Districtwide*
Reading 2005 (1st)	90.5 %	77.4 %
Math 2005 (2nd)	100.0	67.0
Science 2004 (5th)	88.9	50.4

*All district elementary schools

Tests required by the state: Percentage of students at Proficient/Advanced levels on PSSA Reading and Math tests



Third grade PSSA Reading (2005): 59%

District average: 49%

Third grade PSSA Math (2005): 92%

District average: 67%

PSSA data for third grade was unavailable for years prior to 2005. Bon Air was closed in 2002. In 2004, scores were not reported because less than 10 students were tested.

School ratings

School Performance Index (an estimate of this school's average contribution to students' reading and math achievement, 1=least, 4=most): **3**

Average Student Achievement (on a 100-point scale, an estimate of average student achievement at this school, based on a range of reading and math tests): **72**

Compared to district averages...

What are this school's strengths?

- High PSSA 3rd grade math scores and high 5th grade reading scores

What are this school's challenges?

- Overall PSSA 3rd grade reading scores and 5th grade math scores near district average

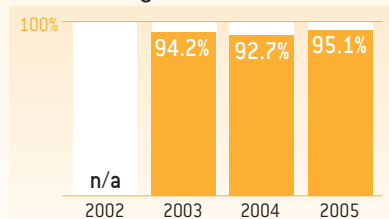
See a more detailed report on the A+ Schools Web site: www.aplusschools.org.



Bon Air Elementary School

Enrollment/Attendance

Student daily attendance, 2002-05



Student mobility rate: 16.9%
 Student stability rate: 84.3%
 Percentage of students receiving special education services (excluding "gifted"): 13.6%
 Percentage of students identified as "gifted": 5.7%

Teachers

Daily attendance: 96.7%
 Percentage with advanced degrees: 25.0%

Principals

Principal stability: 2 principals, 2003-05

Reportable student disciplinary actions 2003-04

Number of incidents: 4
 Number of offenders*: 3
 Number of suspensions: 3
 Number of expulsions: 1

* Percentage of enrollment: 1.1%

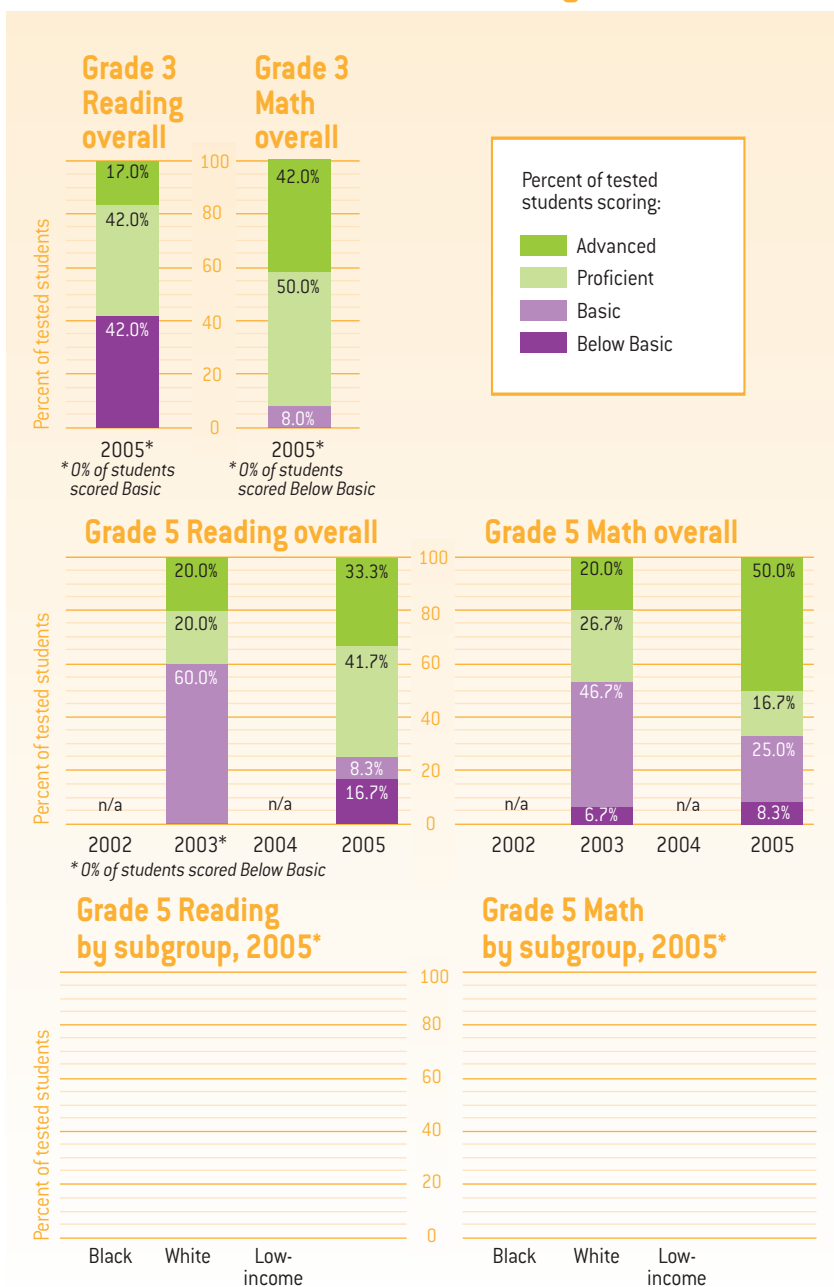
Special features

- Partnership with Bon Air Civic Association
- Weekly progress reports for all students
- Chess club

Tests given by the district: Percentage of students at Proficient/Advanced levels by race and family income

	School overall	Black	White	Low-income	Not low-income
Reading 2005 (1st)	90.5%	n/a	n/a	n/a	n/a
Math 2005 (2nd)	100.0	n/a	n/a	100.0%	n/a
Percent taking test	100.0	n/a	n/a	100.0	n/a
Science 2004 (5th)	88.9	n/a	n/a	n/a	n/a
Percent taking test	100.0	n/a	n/a	n/a	n/a

Tests required by the state: Percentage of students at Proficient/Advanced levels on PSSA Reading and Math tests



* Bon Air's subgroups were too small to be reported.

* Bon Air's subgroups were too small to be reported.